



US00D636229S

(12) **United States Design Patent**
Koennecke

(10) **Patent No.:** **US D636,229 S**
(45) **Date of Patent:** **** *Apr. 19, 2011**

(54) **PLATE**
(75) **Inventor:** **Weston Koennecke**, Oak Park, IL (US)
(73) **Assignee:** **Solo Cup Operating Corporation**, Lake Forest, IL (US)
(**) **Term:** **14 Years**
(21) **Appl. No.:** **29/361,796**
(22) **Filed:** **May 14, 2010**
(51) **LOC (9) Cl.** **07-01**
(52) **U.S. Cl.** **D7/586; D7/545; D7/584**
(58) **Field of Classification Search** D7/587,
D7/545, 586, 543, 546, 549, 550.1, 553.6,
D7/554.1, 584, 629, 354, 602, 360; D32/35,
D32/53; D9/501, 500; 206/507, 557, 561-565;
220/574, 659, 23.83, 671, 573.1, 669, 23.87;
294/172
See application file for complete search history.

D497,774 S 11/2004 Smith et al.
D499,304 S 12/2004 Wiedmeyer et al.
D499,936 S 12/2004 Wiedmeyer et al.
D503,871 S 4/2005 Armer
D504,283 S 4/2005 Armer
D508,822 S * 8/2005 Smith et al. D7/545
D521,319 S * 5/2006 Haataja D7/543
D523,695 S * 6/2006 Haataja D7/543
D523,697 S * 6/2006 Haataja D7/587
D524,109 S * 7/2006 Haataja D7/584
7,121,422 B2 10/2006 Gitschlag et al.
D539,134 S 3/2007 Wallach
D543,075 S 5/2007 Ablo
7,216,769 B2 5/2007 Palder
D544,755 S * 6/2007 Diesman D7/602
D551,505 S 9/2007 Friedland et al.
D551,506 S 9/2007 Friedland et al.
D551,507 S 9/2007 Friedland et al.
D551,508 S 9/2007 Friedland et al.
D551,908 S 10/2007 Friedland et al.
D552,423 S 10/2007 Friedland et al.
D569,690 S 5/2008 Schosser
D569,722 S 5/2008 Stamper et al.
D573,414 S 7/2008 Bellon
D578,878 S 10/2008 Friedland et al.
D578,879 S 10/2008 Friedland et al.
D578,880 S 10/2008 Friedland et al.
D578,881 S 10/2008 Friedland et al.

(56) **References Cited**

U.S. PATENT DOCUMENTS

5,392,948 A 2/1995 McEntee
D362,594 S 9/1995 McEntee
D373,053 S * 8/1996 Allegre D7/587
D378,039 S * 2/1997 Ferris D7/602
D389,373 S * 1/1998 Belue D7/354
D408,686 S 4/1999 Lillelund et al.
D417,367 S * 12/1999 Laib D7/602
D433,878 S 11/2000 Joergensen
D465,887 S 11/2002 Bagnani
D469,319 S 1/2003 Pettaweebuncha
D469,665 S 2/2003 Pettaweebuncha
D470,006 S * 2/2003 Cooper et al. D7/360
D479,439 S 9/2003 Joss et al.
D482,276 S 11/2003 Wang
D487,214 S 3/2004 Rutter et al.
D494,816 S 8/2004 Wiedmeyer et al.
D494,817 S 8/2004 Rutter et al.

(Continued)

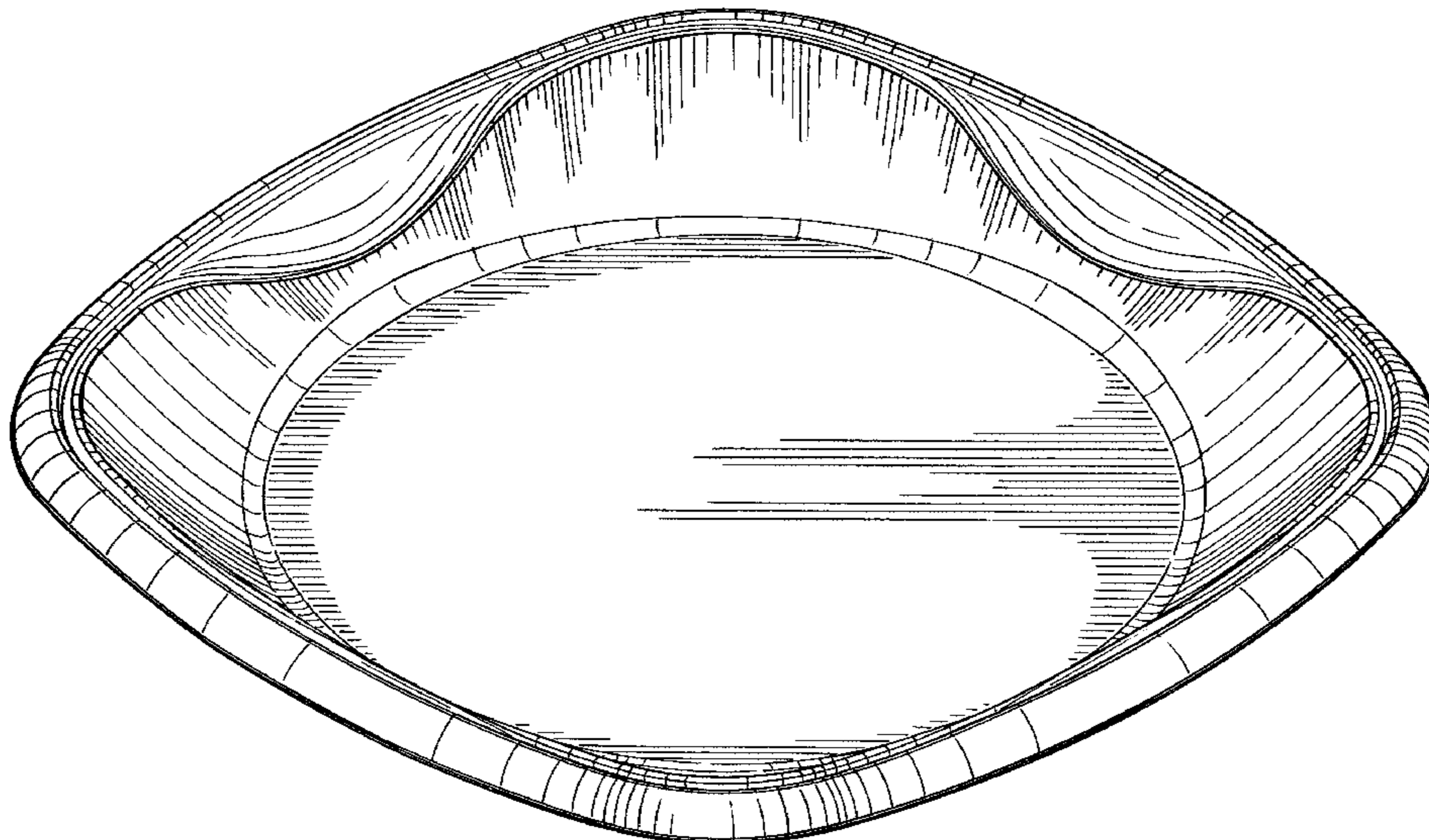
Primary Examiner — Cynthia Underwood
(74) *Attorney, Agent, or Firm* — Banner & Witcoff, Ltd.

(57) **CLAIM**
The ornamental design for a plate, as shown and described.

DESCRIPTION

FIG. 1 is a top perspective view of a plate showing my new design;
FIG. 2 is a top view thereof;
FIG. 3 is a side view thereof; and,
FIG. 4 is a bottom view thereof.

1 Claim, 3 Drawing Sheets



US D636,229 S

Page 2

U.S. PATENT DOCUMENTS

D578,882 S	10/2008	Friedland et al.	
D579,767 S	11/2008	Wallach	
D581,209 S	11/2008	Brown	
D584,945 S	1/2009	Friedland et al.	
D586,652 S	2/2009	Wallach	
D589,574 S *	3/2009	Tsai	D21/692
D589,753 S *	4/2009	Williams	D7/543
D592,458 S *	5/2009	Scherer	D7/566
D592,485 S	5/2009	Scherer	
D593,806 S	6/2009	Scherer	
D593,807 S *	6/2009	Kong	D7/586
D594,283 S *	6/2009	Scherer	D7/566
D595,094 S	6/2009	Vernes et al.	
7,552,840 B2	6/2009	Gitschlag et al.	
D609,531 S *	2/2010	Koennecke	D7/584
D609,532 S *	2/2010	Koennecke	D7/584
D609,976 S *	2/2010	Koennecke	D7/586
D618,860 S *	6/2010	Friedland et al.	D30/129

* cited by examiner

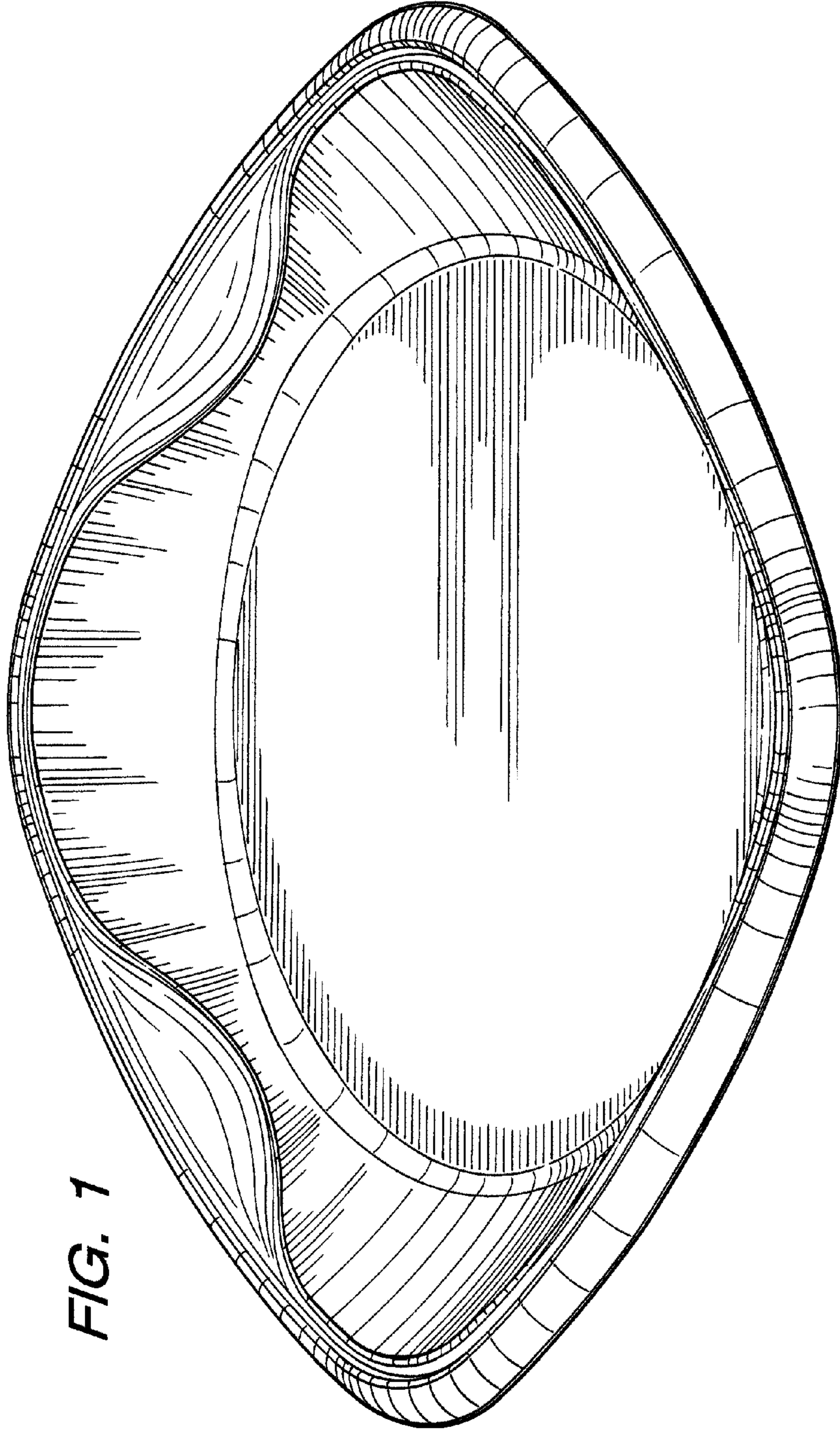


FIG. 1

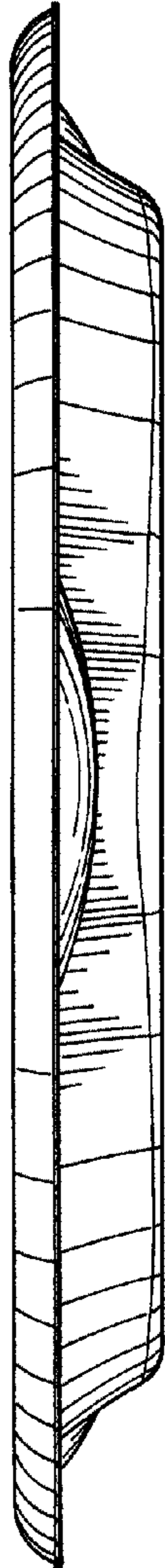


FIG. 3

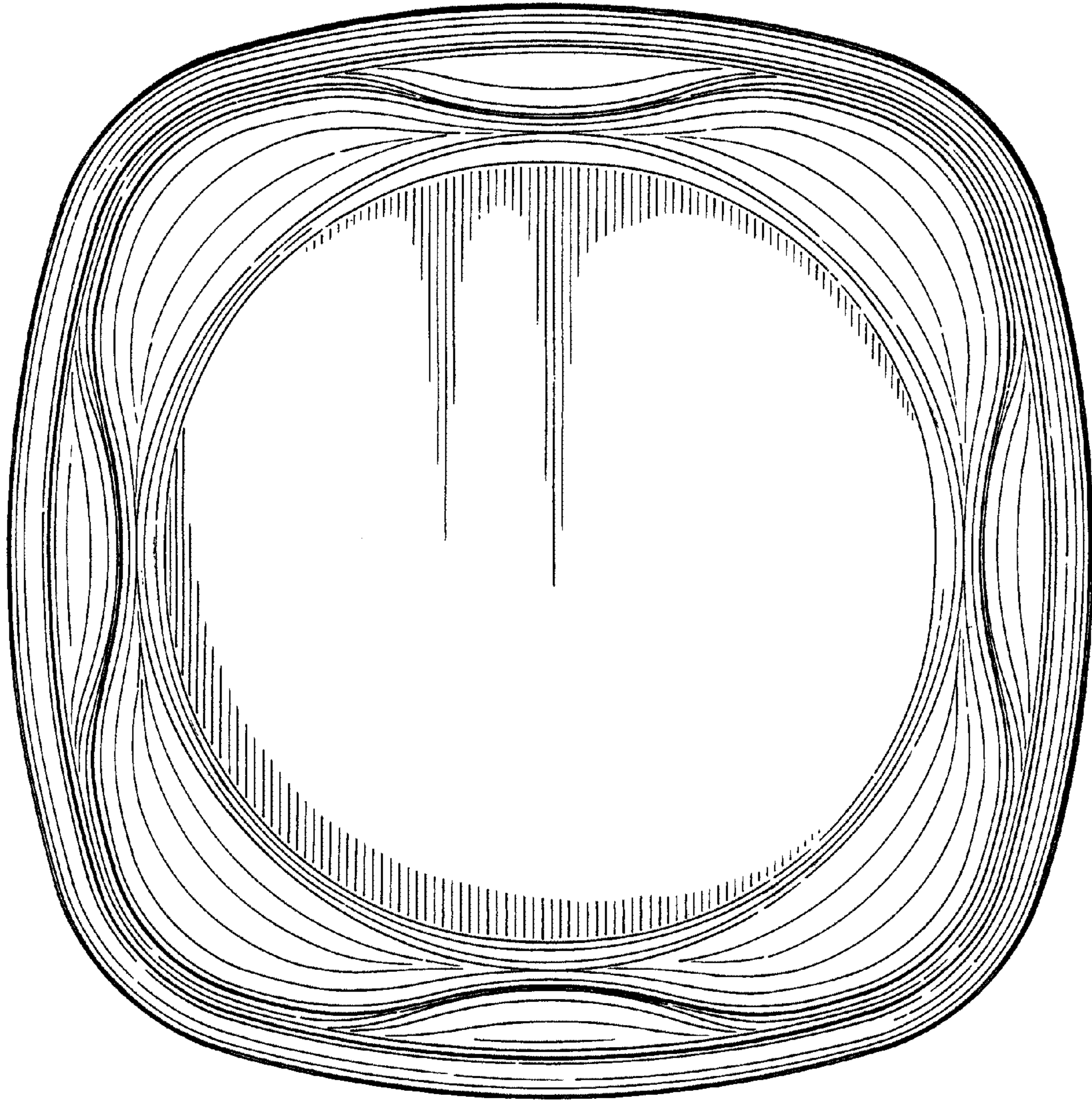


FIG. 2

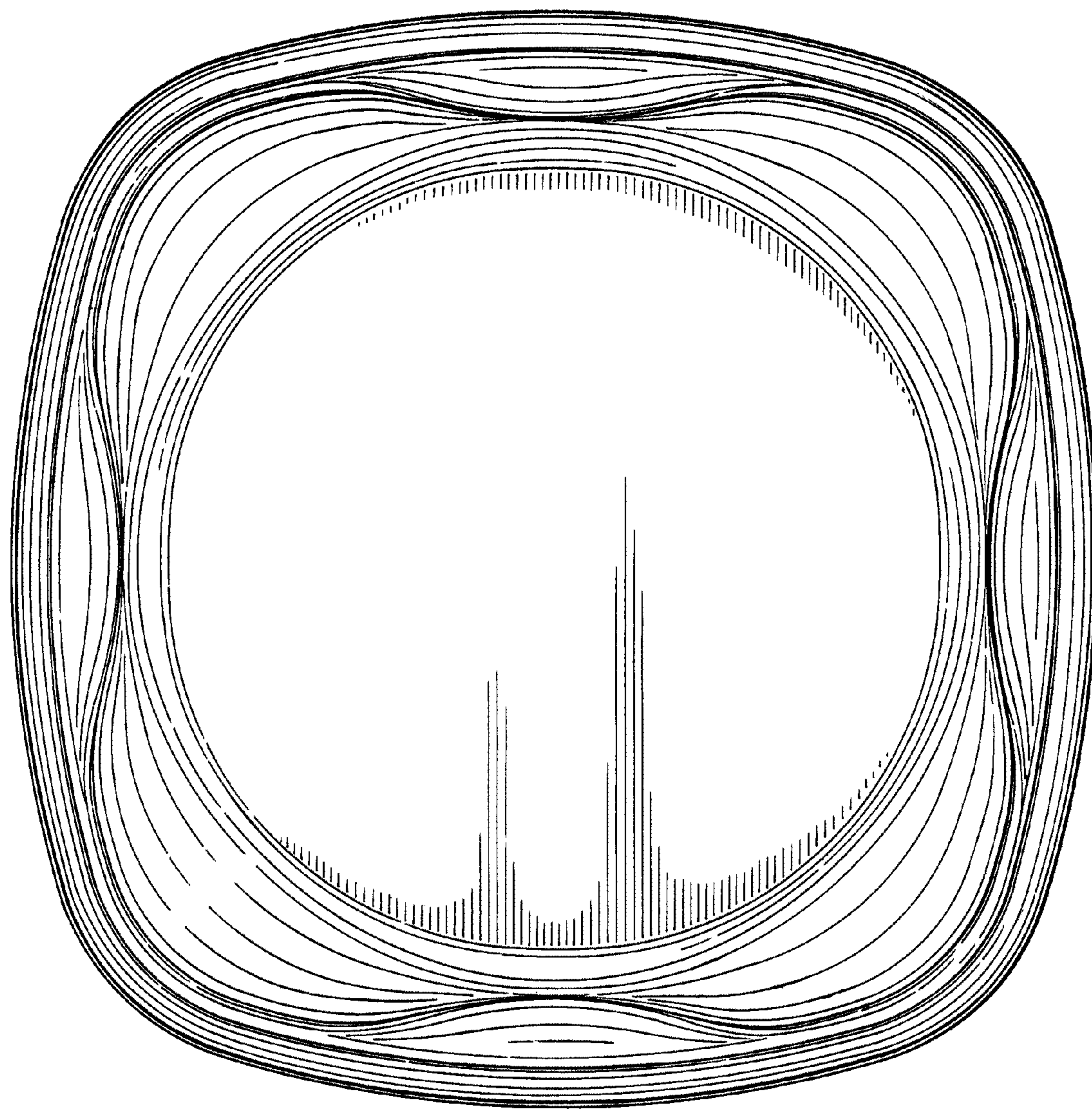


FIG. 4