



US00D636227S

(12) **United States Design Patent**
Seegatz

(10) **Patent No.:** **US D636,227 S**

(45) **Date of Patent:** **** Apr. 19, 2011**

(54) **TABLEWARE SET**

(75) Inventor: **Andreas Seegatz**, Bochum (DE)

(73) Assignee: **Tognana Porcellane S.p.A.**, Casier (IT)

(**) Term: **14 Years**

(21) Appl. No.: **29/311,212**

(22) Filed: **Jan. 21, 2009**

(30) **Foreign Application Priority Data**

Oct. 31, 2008 (IT) VE2008O0015

(51) **LOC (9) Cl.** **07-01**

(52) **U.S. Cl.** **D7/505; D7/500**

(58) **Field of Classification Search** D7/505,
D7/507, 566, 533, 538, 320, 500; 206/216;
220/574.1

See application file for complete search history.

(56) **References Cited**

U.S. PATENT DOCUMENTS

D2,825 S *	11/1867	McKee	D7/502
D7,376 S *	4/1874	Wilcox	D7/505
D7,550 S *	7/1874	Bennett	D7/507
D7,551 S *	7/1874	Bennett	D7/507
D11,477 S *	10/1879	Haviland	D7/507
D11,478 S *	10/1879	Haviland	D7/505
D13,005 S *	6/1882	Chetwynd	D7/505
D45,558 S *	4/1914	Haviland	D26/132
1,937,939 A *	12/1933	Behrens	220/23.83
D101,619 S *	10/1936	Cowan	D7/536
D172,079 S *	5/1954	Barnhart	D7/321
D225,430 S *	12/1972	Gulotta	D7/586
D226,446 S *	3/1973	Wilton	D7/507
D251,348 S *	3/1979	Andersen	D7/584
D353,303 S *	12/1994	Davis	D7/542
D359,884 S *	7/1995	Piva	D7/538
D373,798 S *	9/1996	Yang	D6/570
D393,777 S *	4/1998	Bernard	D7/505
D425,768 S *	5/2000	Staley	D8/14
D504,799 S *	5/2005	Lawson et al.	D7/505
D560,975 S *	2/2008	Luft	D7/566
D564,843 S *	3/2008	Frank	D7/566

* cited by examiner

Primary Examiner — Cynthia Underwood

(74) *Attorney, Agent, or Firm* — Modiano & Associati;
Albert Josif; Daniel J. O'Byrne

(57) **CLAIM**

The ornamental design for tableware set, as shown.

DESCRIPTION

FIG. 1 is a perspective view of a coffeepot portion of the tableware set showing my new design;

FIG. 2 is a front view thereof;

FIG. 3 is a rear view thereof;

FIG. 4 is a left side view thereof;

FIG. 5 is a right side view thereof;

FIG. 6 is a top view thereof;

FIG. 7 is a bottom view thereof;

FIG. 8 is a perspective view of a salad bowl of the tableware set;

FIG. 9 is a front view thereof;

FIG. 10 is a rear view thereof;

FIG. 11 is a left side view thereof;

FIG. 12 is a right side view thereof;

FIG. 13 is a top view thereof;

FIG. 14 is a bottom view thereof;

FIG. 15 is a perspective view of a milk jug of the tableware set;

FIG. 16 is a front view thereof;

FIG. 17 is a rear view thereof;

FIG. 18 is a left side view thereof;

FIG. 19 is a right side view thereof;

FIG. 20 is a top view thereof;

FIG. 21 is a bottom view thereof;

FIG. 22 is a perspective view of a dish of the tableware set;

FIG. 23 is a front view thereof;

FIG. 24 is a rear view thereof;

FIG. 25 is a left side view thereof;

FIG. 26 is a right side view thereof;

FIG. 27 is a top view thereof;

FIG. 28 is a bottom view thereof;

FIG. 29 is a perspective view of a soup plate of the tableware set;

FIG. 30 is a front view thereof;

FIG. 31 is a rear view thereof;




FIG. 32 is a left side view thereof;
FIG. 33 is a right side view thereof;
FIG. 34 is a top view thereof;
FIG. 35 is a bottom view thereof;
FIG. 36 is a perspective view of a plate of the tableware set;
FIG. 37 is a front view thereof;
FIG. 38 is a rear view thereof;
FIG. 39 is a left side view thereof;
FIG. 40 is a right side view thereof;
FIG. 41 is a top view thereof;
FIG. 42 is a bottom view thereof;
FIG. 43 is a perspective view of a cup of the tableware set;
FIG. 44 is a front view thereof;
FIG. 45 is a rear view thereof;
FIG. 46 is a left side view thereof;
FIG. 47 is a right side view thereof;
FIG. 48 is a top view thereof;
FIG. 49 is a bottom view thereof;
FIG. 50 is a perspective view of a teapot of the tableware set;
FIG. 51 is a front view thereof;
FIG. 52 is a rear view thereof;
FIG. 53 is a left side view thereof;

FIG. 54 is a right side view thereof;
FIG. 55 is a top view thereof;
FIG. 56 is a bottom view thereof;
FIG. 57 is a perspective view of a sugar bowl of the tableware set;
FIG. 58 is a front view thereof;
FIG. 59 is a rear view thereof;
FIG. 60 is a left side view thereof;
FIG. 61 is a right side view thereof;
FIG. 62 is a top view thereof;
FIG. 63 is a bottom view thereof;
FIG. 64 is a perspective view of a soup-tureen of the tableware set;
FIG. 65 is a front view thereof;
FIG. 66 is a rear view thereof;
FIG. 67 is a left side view thereof;
FIG. 68 is a right side view thereof;
FIG. 69 is a top view thereof;
FIG. 70 is a bottom view thereof; and,
FIG. 71 is a view of the tableware set shown together showing my new design.

1 Claim, 28 Drawing Sheets




Fig. 1

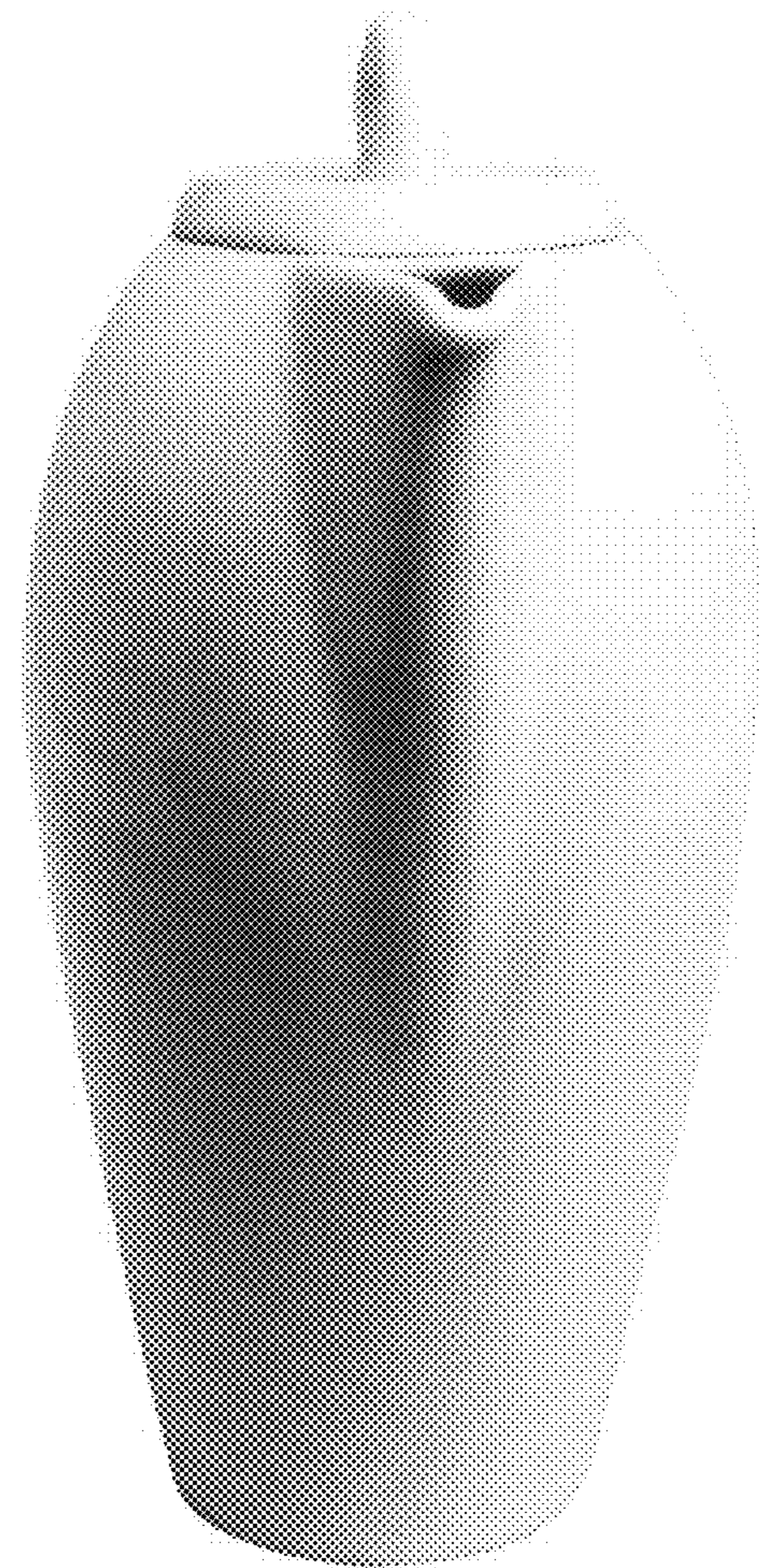


Fig. 2

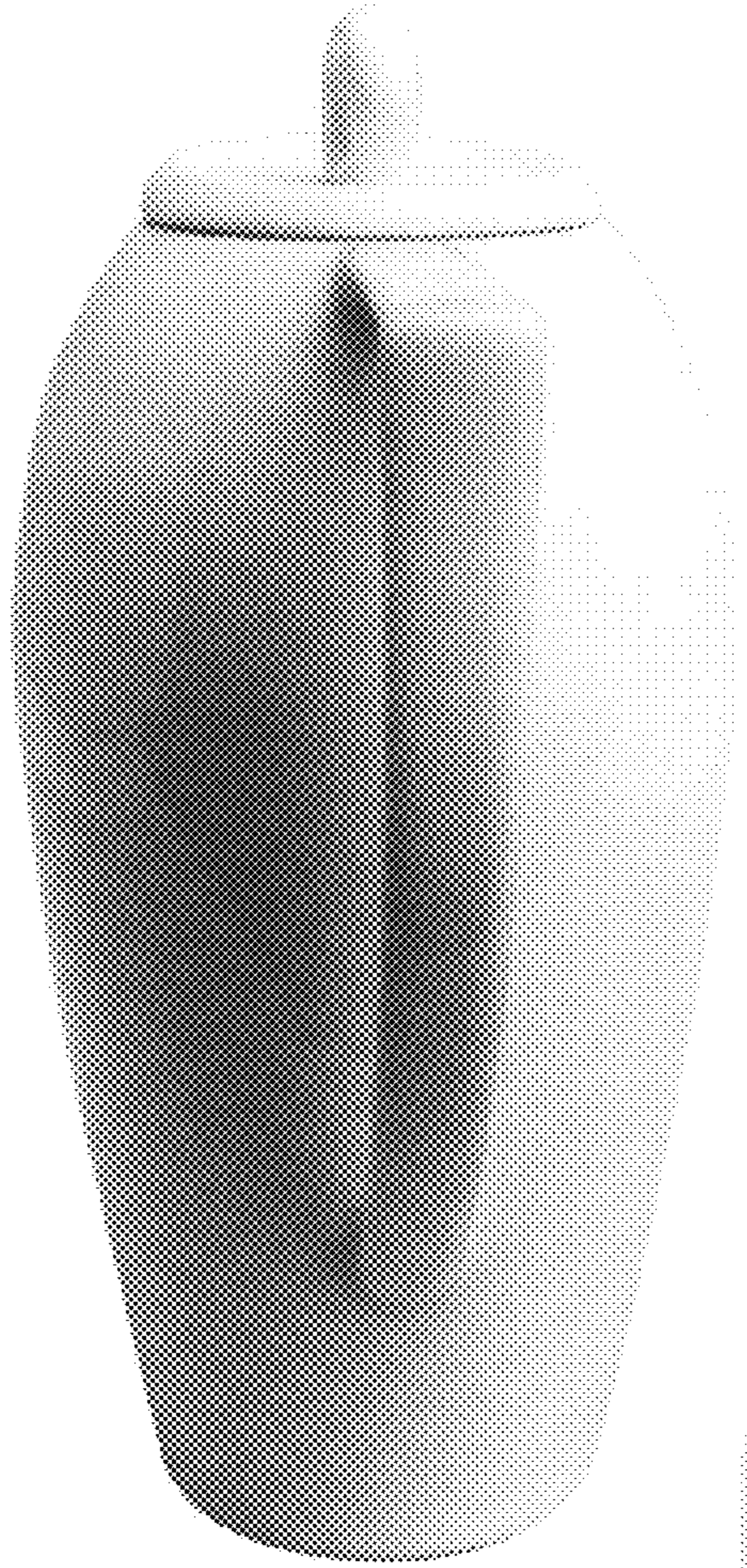


Fig. 3



Fig. 4




Fig. 5




Fig. 6




Fig. 7




Fig. 8




Fig. 9




Fig. 10




Fig. 11




Fig. 12




Fig. 13



Fig. 14



Fig. 15

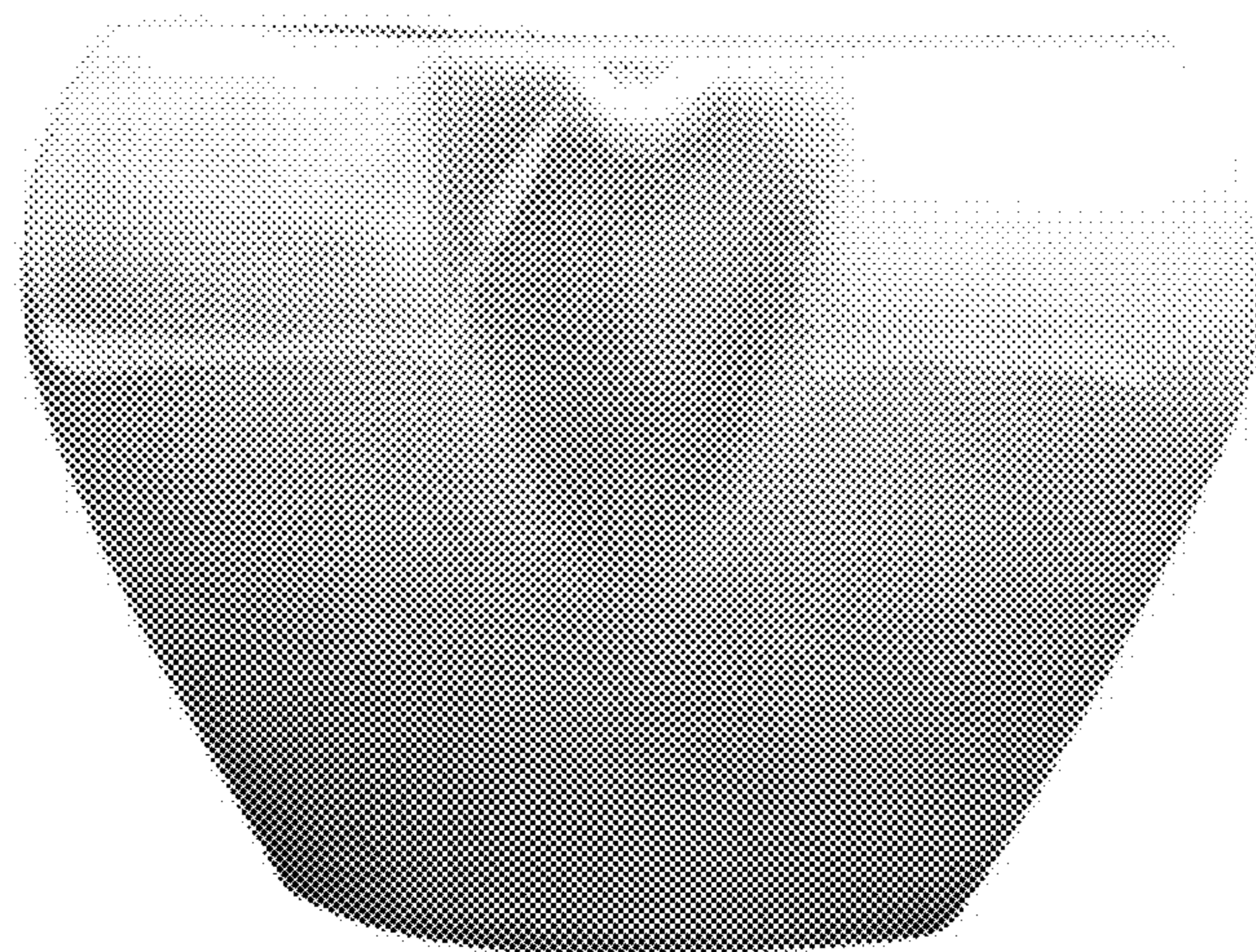


Fig. 16




Fig. 17

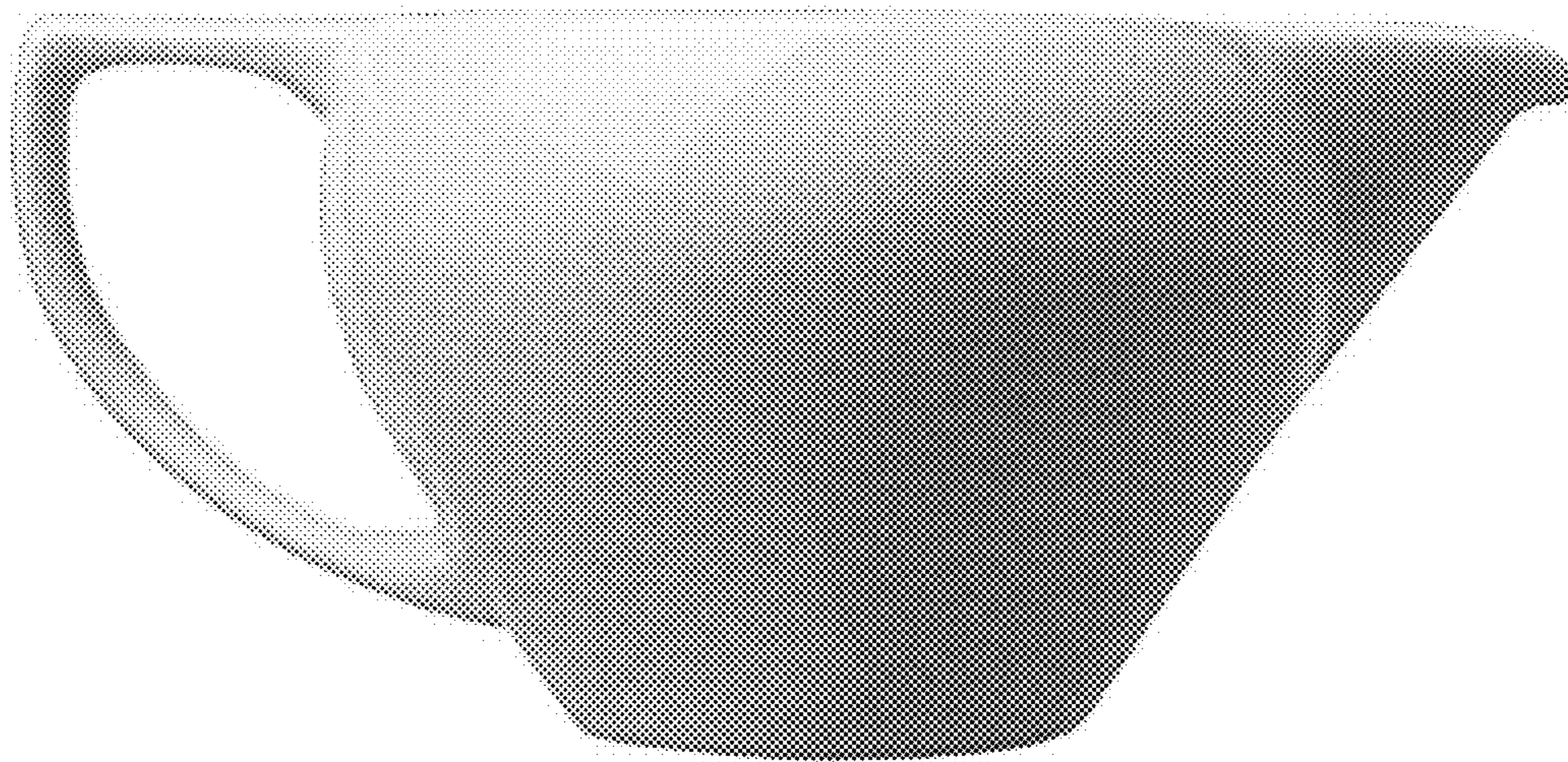


Fig. 18




Fig. 19




Fig. 20




Fig. 21




Fig. 22



Fig. 23




Fig. 24




Fig. 25




Fig. 26




Fig. 27



Fig. 28




Fig. 29




Fig. 30




Fig. 31




Fig. 32




Fig. 33



Fig. 34



Fig. 35




Fig. 36




Fig. 37




Fig. 38




Fig. 39




Fig. 40




Fig. 41




Fig. 42



Fig. 43




Fig. 44




Fig. 45




Fig. 46




Fig. 47




Fig. 48

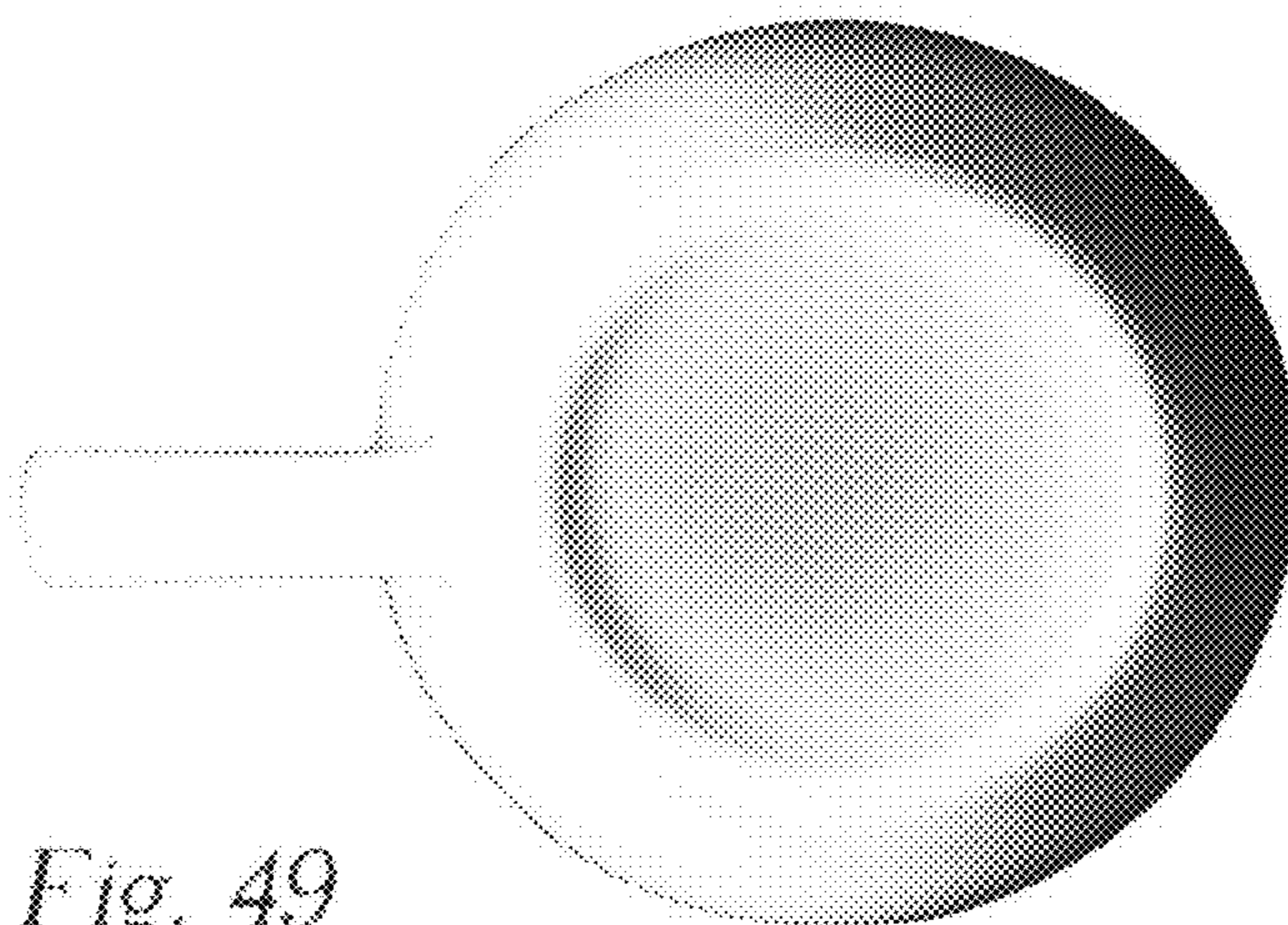


Fig. 49



Fig. 50

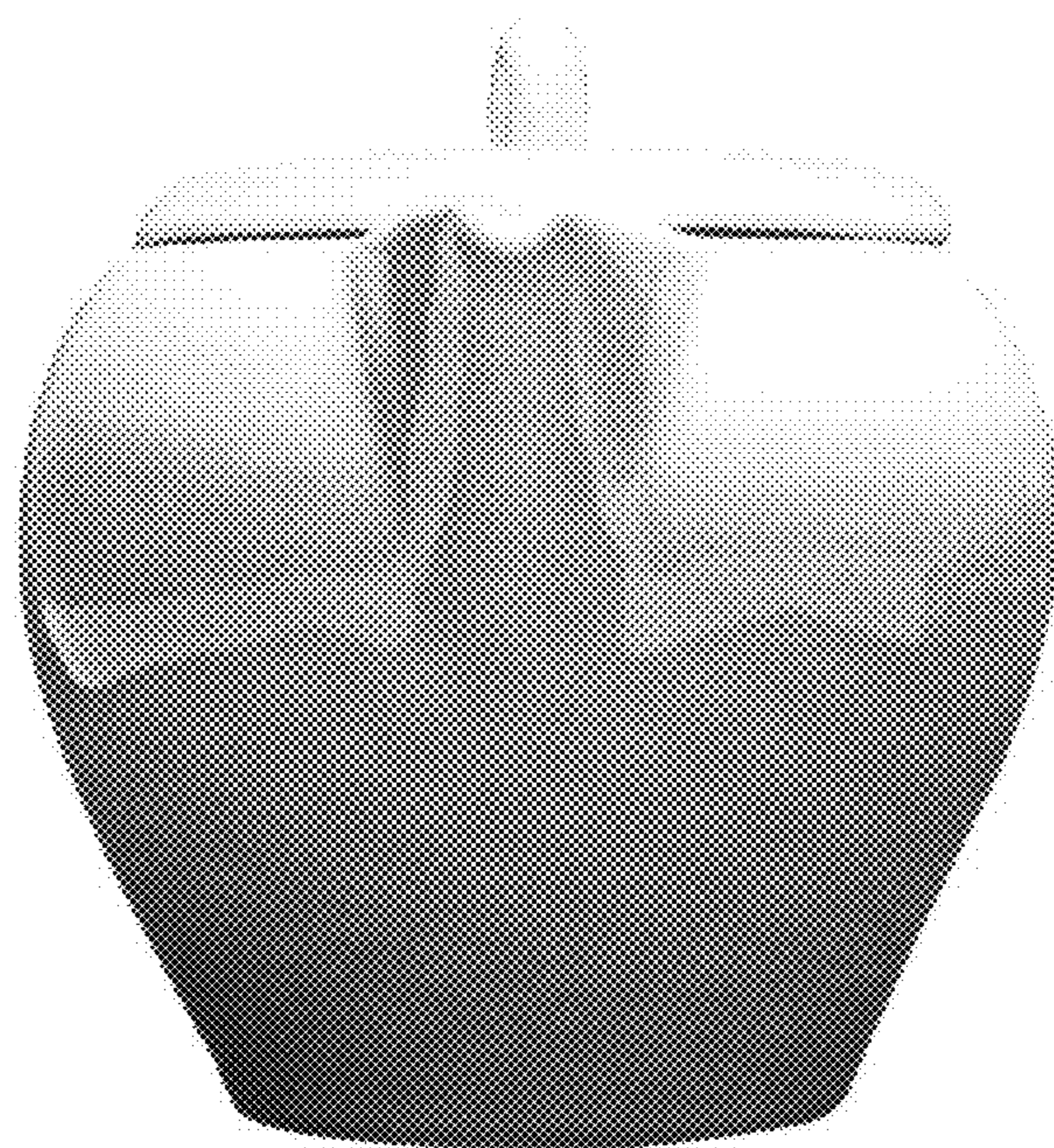


Fig. 51




Fig. 52




Fig. 53




Fig. 54



Fig. 55



Fig. 56



Fig. 57




Fig. 58




Fig. 59




Fig. 60




Fig. 61




Fig. 62




Fig. 63



Fig. 64




Fig. 65




Fig. 66




Fig. 67




Fig. 68




Fig. 69




Fig. 70



Fig. 71