



US00D636225S

(12) **United States Design Patent**  
**Andersson**

(10) **Patent No.:** **US D636,225 S**  
(45) **Date of Patent:** **\*\* Apr. 19, 2011**

(54) **TEA STRAINER**

(75) Inventor: **Tomas Andersson**, Nävekvärn (SE)

(73) Assignee: **Linden International AB**, Varnamo (SE)

(\*\*) Term: **14 Years**

(21) Appl. No.: **29/357,253**

(22) Filed: **Mar. 10, 2010**

(30) **Foreign Application Priority Data**

Sep. 10, 2009 (EM) ..... 001609736

(51) **LOC (9) Cl.** ..... **07-01**

(52) **U.S. Cl.** ..... **D7/400; D7/213; D7/399; D7/692; D7/667**

(58) **Field of Classification Search** ..... D7/691, D7/692, 647, 667, 668, 400, 399, 213; D10/46.2; 141/110; 294/55; 99/323, 495; 210/465, 210/470; 426/82

See application file for complete search history.

(56) **References Cited**

**U.S. PATENT DOCUMENTS**

635,245 A \* 10/1899 Kimberlin ..... 418/40  
3,354,812 A \* 11/1967 Gorton, Jr. .... 99/323  
3,611,849 A \* 10/1971 Domonkos ..... 83/23  
4,086,848 A \* 5/1978 Hahn ..... 99/323  
D291,866 S \* 9/1987 Brice ..... D9/715  
D296,644 S \* 7/1988 Stevens ..... D7/667

D301,533 S \* 6/1989 Zimmerman ..... D7/647  
D302,639 S \* 8/1989 Charm ..... D7/691  
D315,479 S \* 3/1991 Liggins ..... D7/667  
5,084,177 A \* 1/1992 Keene ..... 210/470  
5,137,316 A \* 8/1992 Foos ..... 294/55  
D331,023 S \* 11/1992 Mulry et al. .... D10/46.2  
D332,377 S \* 1/1993 Aditya ..... D7/667  
D440,115 S \* 4/2001 Kennedy, III ..... D7/400  
D447,016 S \* 8/2001 Landstrom ..... D7/668  
6,443,313 B1 \* 9/2002 Uli ..... 210/470  
7,077,054 B1 \* 7/2006 Hurlock ..... 99/323  
D598,251 S \* 8/2009 Ikoma et al. .... D7/691

\* cited by examiner

*Primary Examiner* — Marianne Pandozzi

(74) *Attorney, Agent, or Firm* — Bachman & LaPointe, P.C.

(57) **CLAIM**

The ornamental design for a tea strainer, as shown and described.

**DESCRIPTION**

FIG. 1 shows a perspective view of an ornamental design of a tea strainer according to the invention;


FIG. 2 shows a side view of the tea strainer of the present invention;

FIG. 3 is a top view of the tea strainer of FIG. 1;

FIG. 4 is an enlarged front view of the tea strainer according to FIG. 1; and,

FIG. 5 shows bottom view of the tea strainer according to FIG. 1.

**1 Claim, 5 Drawing Sheets**



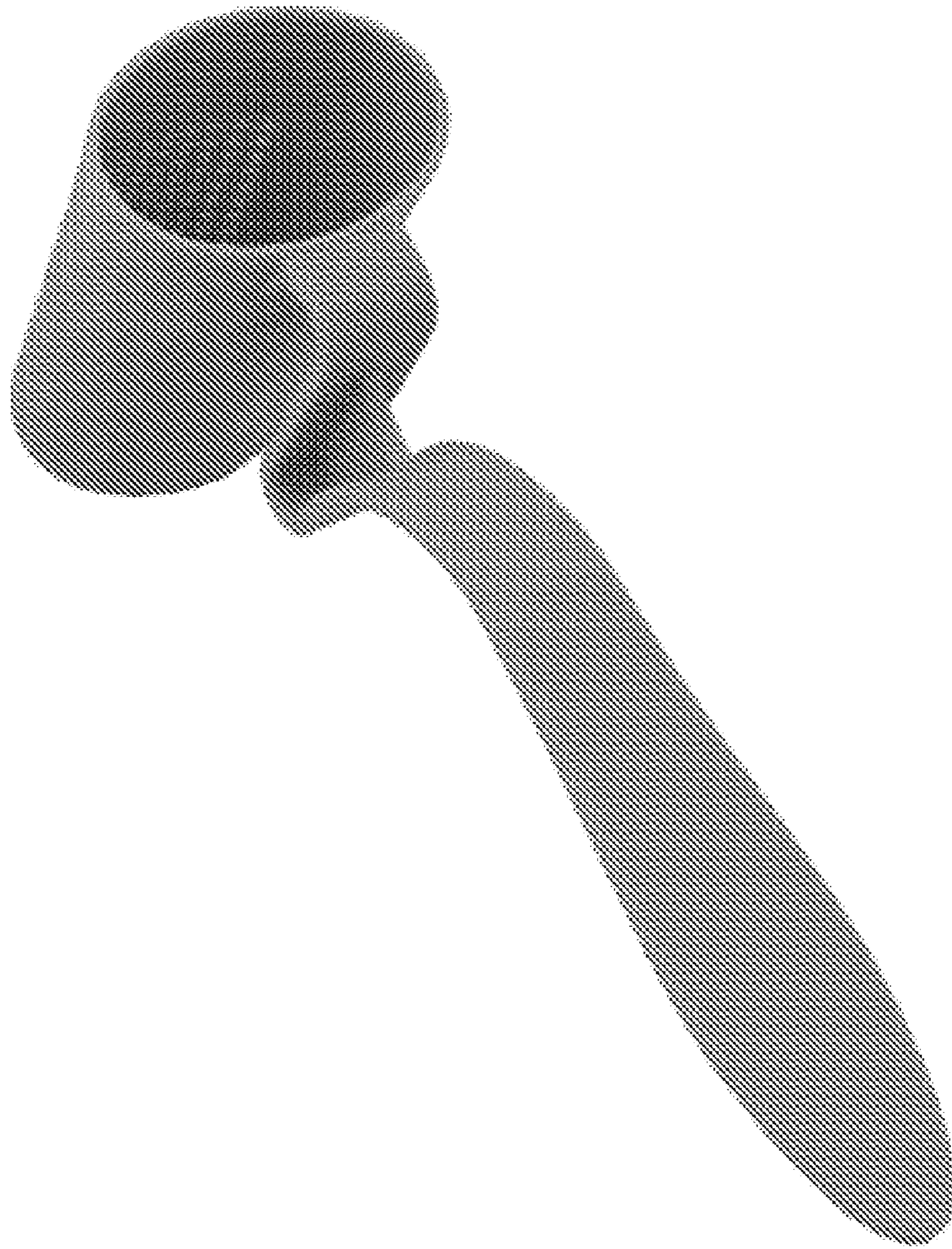


Figure 1

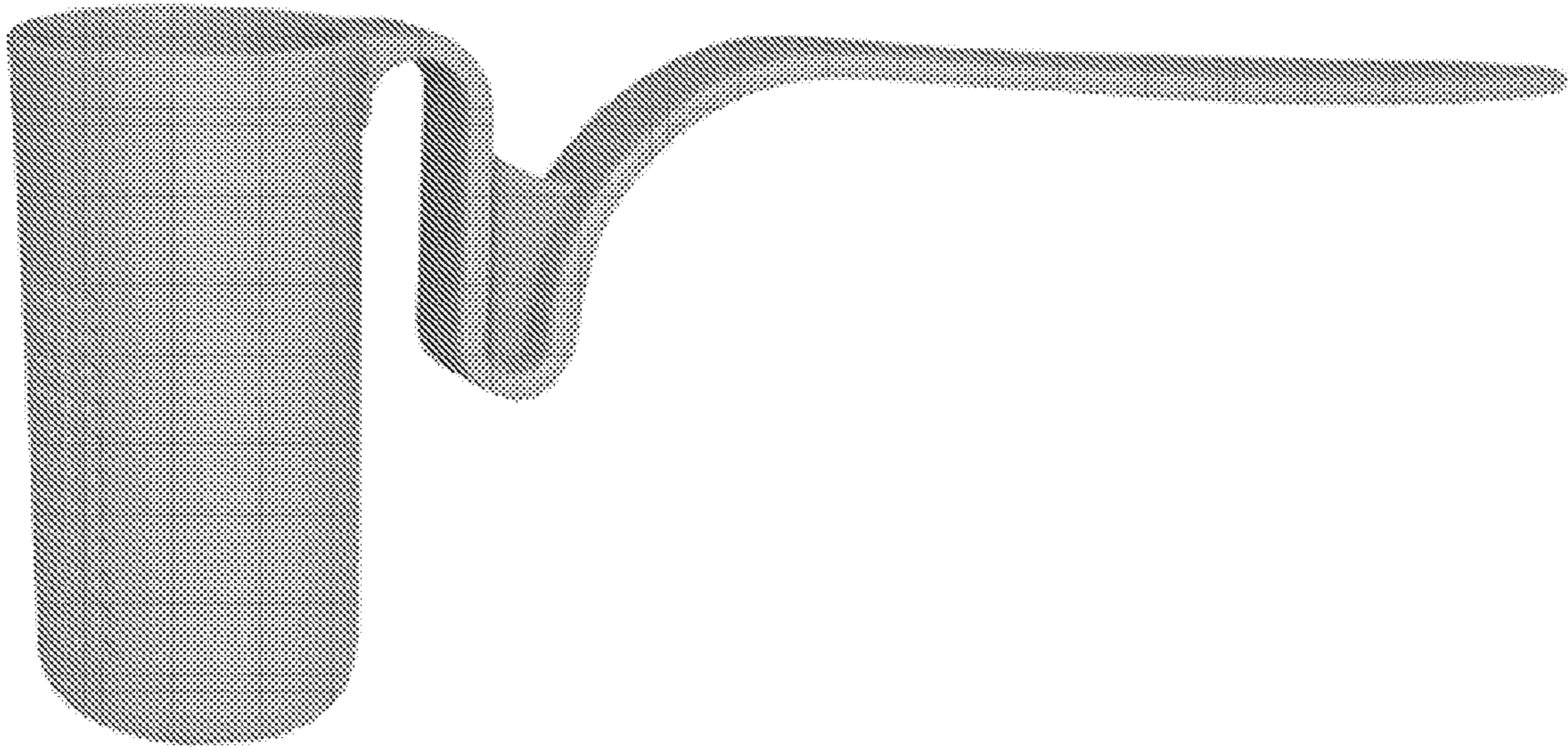


Figure 2




Figure 3




Figure 4




Figure 5