



US00D636219S

(12) **United States Design Patent**
Cornu et al.

(10) **Patent No.:** **US D636,219 S**
(45) **Date of Patent:** **** Apr. 19, 2011**

(54) **BAKING FORM**

(75) Inventors: **Judicaël Cornu**, Brussels (BE);
Jan-Hendrik de Groote, Brussels (BE)

(73) Assignee: **Dart Industries Inc.**, Orlando, FL (US)

(**) Term: **14 Years**

(21) Appl. No.: **29/370,443**

(22) Filed: **Jul. 16, 2010**

(51) **LOC (9) Cl.** **07-02**

(52) **U.S. Cl.** **D7/354**

(58) **Field of Classification Search** D1/129;
D3/294-304, 307-310; D7/323, 354-363,
D7/402, 504-505, 538-545, 553.1-553.8,
D7/554.1-554.4, 585-588, 601-602, 612-615,
D7/629; D9/424-432, 456, 759-761; 99/324,
99/426; 220/23.2-23.6, 573.1-573.3, 574-575,
220/657, 780-806, 912; 249/117, 121-122,
249/126; 426/124

See application file for complete search history.

(56) **References Cited**

U.S. PATENT DOCUMENTS

D175,202 S	7/1955	Tupper	
D215,823 S *	11/1969	Bridgford	D9/456
D275,165 S	8/1984	Grusin	
D322,013 S	12/1991	Daenen et al.	
D336,406 S *	6/1993	Wytiuk	D7/504
D348,805 S	7/1994	Cautereels	
D353,302 S *	12/1994	Fish	D7/504
D354,197 S *	1/1995	Fish	D7/504
5,393,539 A *	2/1995	Reskow	426/124
D367,172 S *	2/1996	Brightbill et al.	D3/310
D381,560 S	7/1997	Indekeu	
D384,555 S	10/1997	Bradley	

D404,887 S *	2/1999	Prins	D1/129
D415,935 S	11/1999	Martinez	
D417,367 S	12/1999	Laib	
D420,283 S *	2/2000	Reichel	D9/759
D484,364 S *	12/2003	Bailey et al.	D7/553.2
D505,840 S	6/2005	Schultz et al.	
D551,515 S	9/2007	Ablo et al.	
D553,444 S	10/2007	de Groot	et al.
D591,175 S *	4/2009	Larson	D9/761
D599,611 S *	9/2009	Hoekstra	D7/357
D616,250 S *	5/2010	Peyton et al.	D7/553.3

FOREIGN PATENT DOCUMENTS

CA 119851 12/2007

OTHER PUBLICATIONS

U.S. Appl. No. 29/313,452, filed Jan. 7, 2009, Jan-Hendrik de Groot

* cited by examiner

Primary Examiner — Ricky Pham

(74) *Attorney, Agent, or Firm* — John A. Doninger

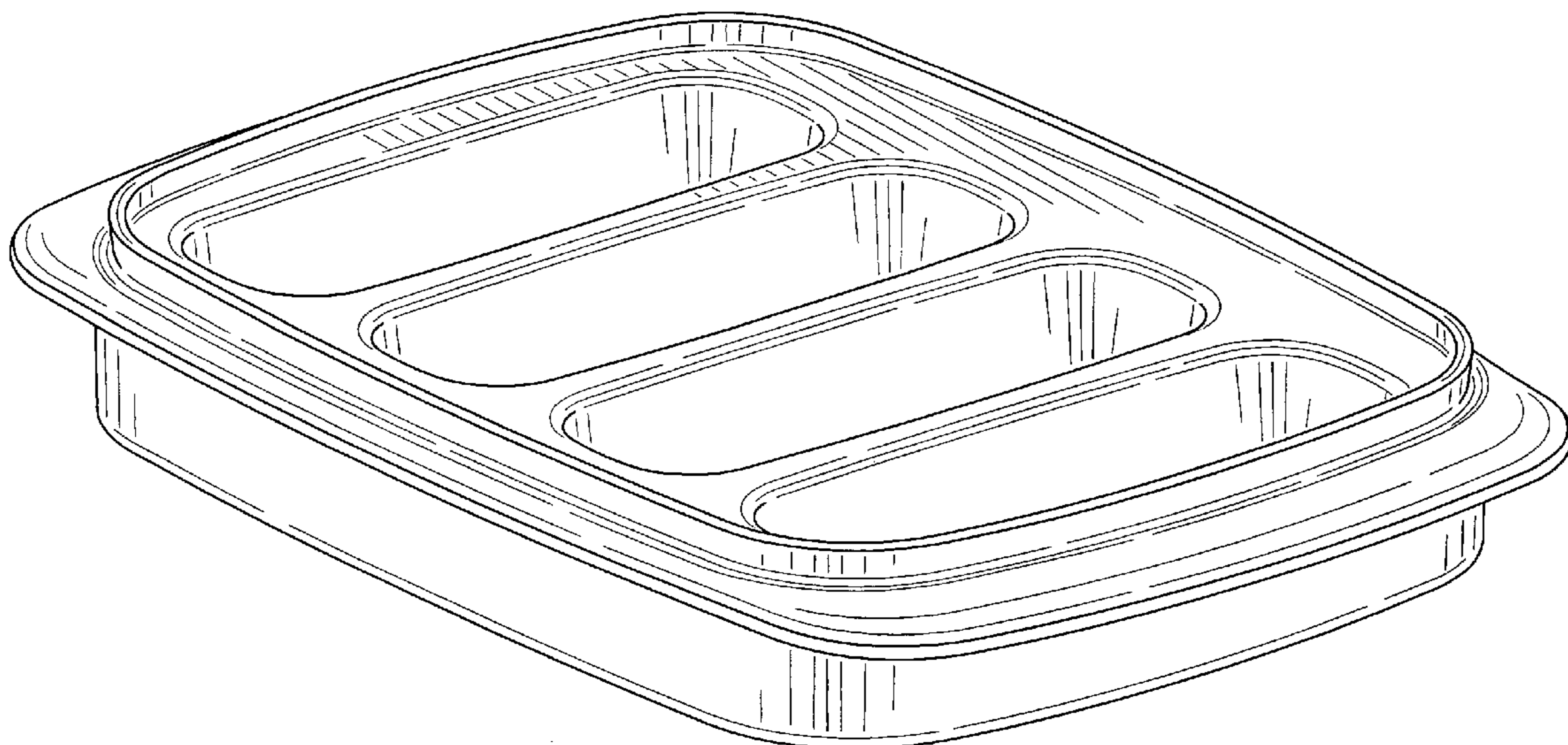
(57) **CLAIM**

The ornamental design for a baking form, as shown and described.

DESCRIPTION

FIG. 1 is a top, side and front perspective view of a baking form showing our new design; FIG. 2 is a bottom, side and rear perspective view thereof; FIG. 3 is a front elevation view, the rear elevation being identical thereto; FIG. 4 is a right side elevation view, the left side elevation being identical thereto; FIG. 5 is a top plan view thereof; and, FIG. 6 is a bottom plan view thereof.

1 Claim, 4 Drawing Sheets



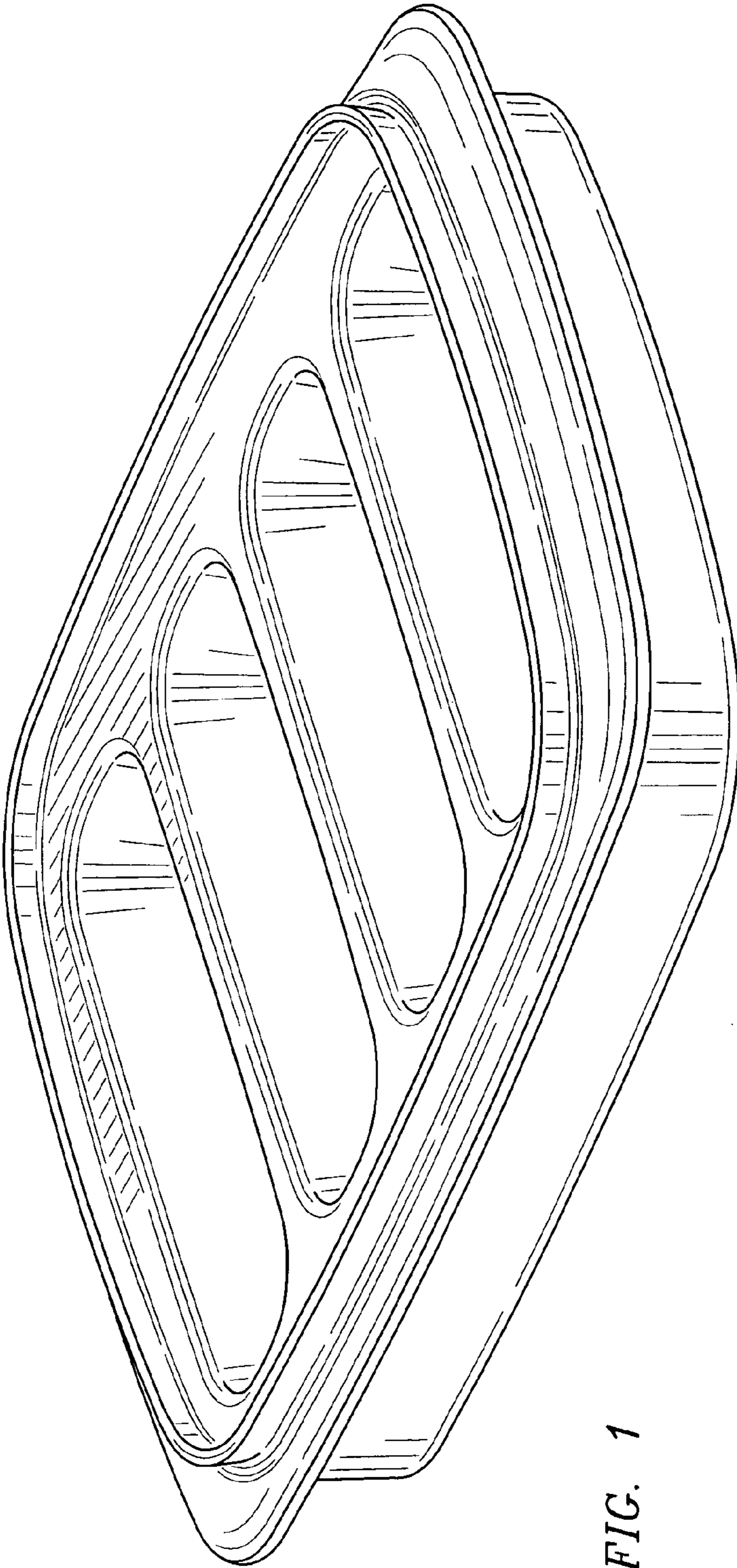


FIG. 1




FIG. 3

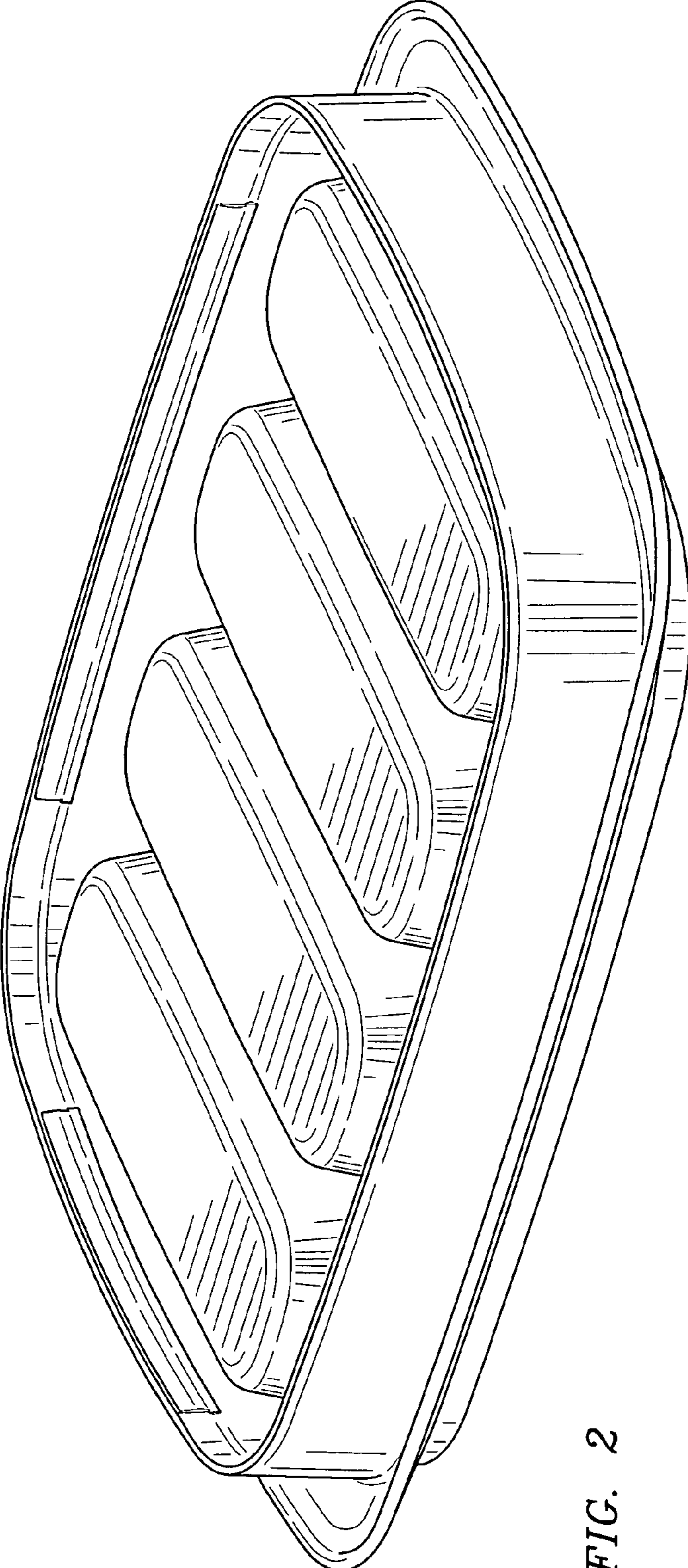


FIG. 2




FIG. 4

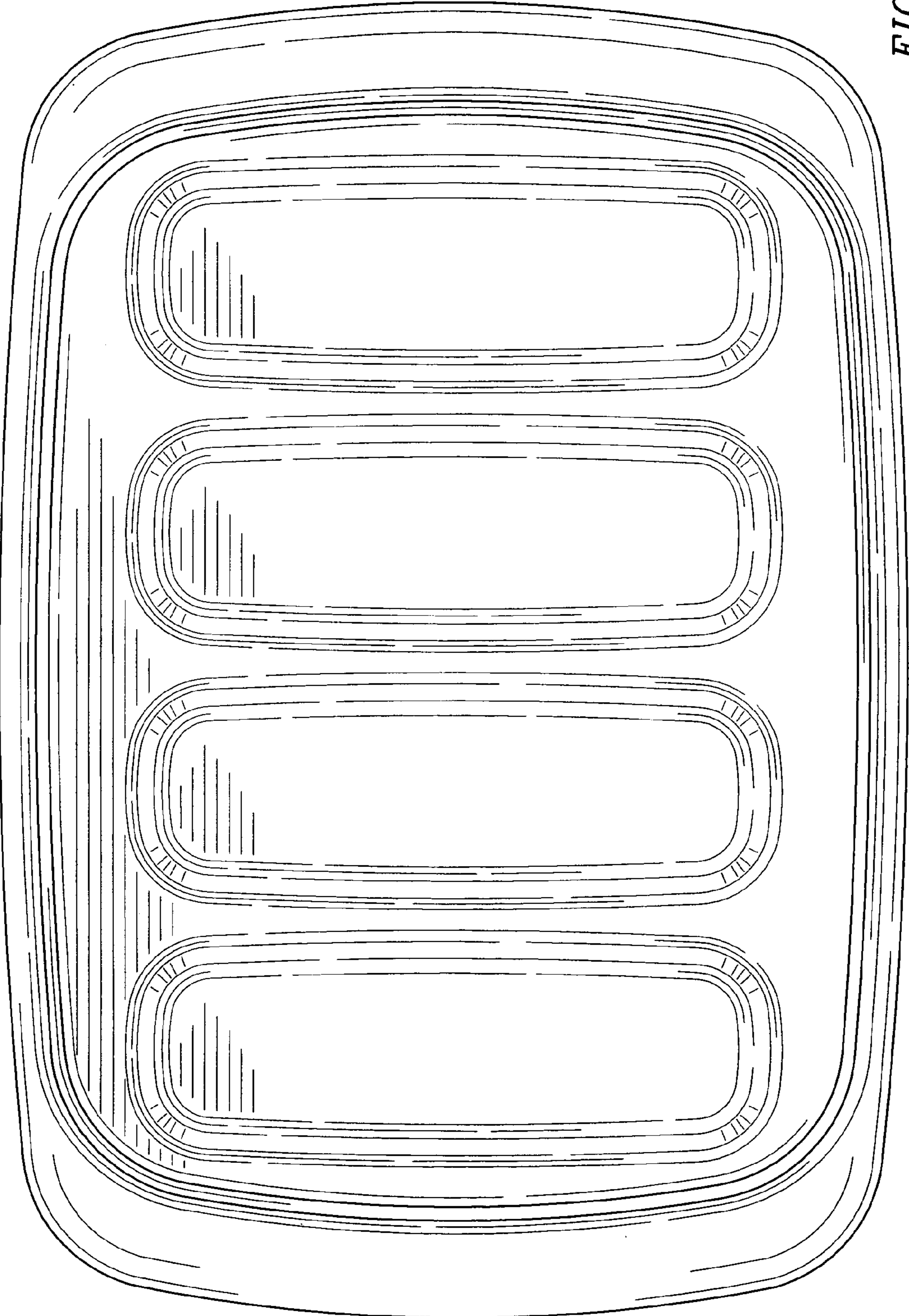


FIG. 5

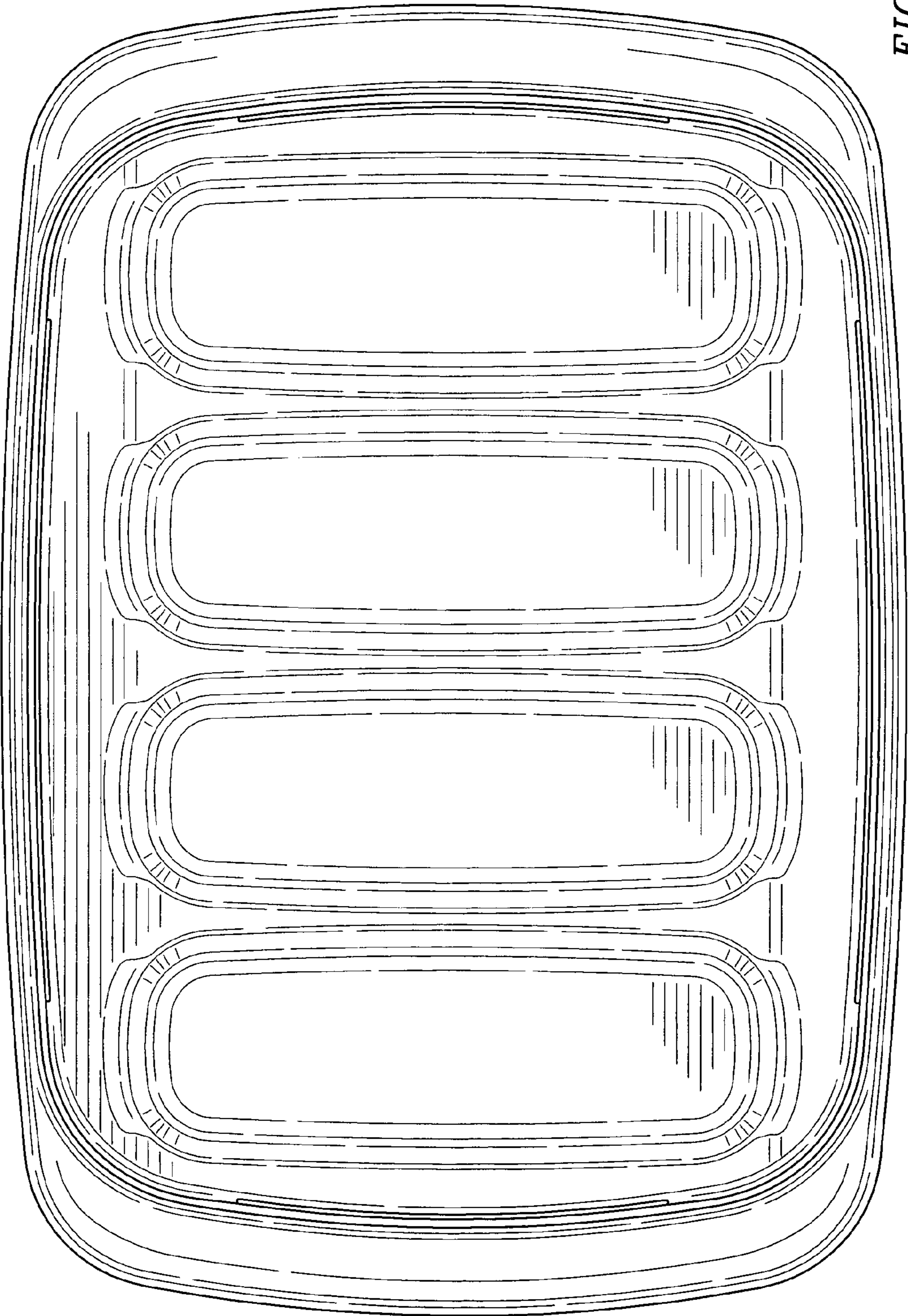


FIG. 6