



US00D636210S

(12) **United States Design Patent**  
**Berke**

(10) **Patent No.:** **US D636,210 S**  
(45) **Date of Patent:** **\*\* Apr. 19, 2011**

(54) **PILLOW**

(76) Inventor: **Joseph J. Berke**, West Bloomfield, MI  
(US)

(\*\*) Term: **14 Years**

(21) Appl. No.: **29/335,605**

(22) Filed: **Apr. 17, 2009**

(51) **LOC (9) Cl.** ..... **06-09**

(52) **U.S. Cl.** ..... **D6/601**

(58) **Field of Classification Search** ..... D6/595,  
D6/596, 601, 604; 5/630, 636, 652, 653,  
5/655.9, 656; D23/304; D7/357, 553.1,  
D7/553.2, 553.5; D9/758-760

See application file for complete search history.

(56) **References Cited**

**U.S. PATENT DOCUMENTS**

D114,973 S	5/1939	Eckman	
D118,319 S	12/1939	Kandell	
D126,866 S *	4/1941	Miller	D24/132
2,789,344 A *	4/1957	Kaul	72/256
2,805,420 A *	9/1957	Spellos	2/24
2,835,905 A	5/1958	Tomasson	
3,064,279 A	11/1962	Finkle	
3,403,414 A	10/1968	Unger	
3,757,365 A	9/1973	Kretchner	
3,987,507 A *	10/1976	Hall	5/653
D260,591 S	9/1981	Eischen	
D270,800 S *	10/1983	Fuller	D6/596
4,432,107 A	2/1984	Clark	
D279,344 S	6/1985	Kohler, Jr.	
D284,724 S	7/1986	Clark	
D308,613 S	6/1990	Clark	

D310,609 S	9/1990	Burkhardt	
D317,840 S	7/1991	Jagdat	
D337,017 S	7/1993	Levien	
D337,231 S	7/1993	Levien	
5,638,564 A	6/1997	Greenwalt	
5,644,809 A	7/1997	Olson	
5,727,267 A	3/1998	Keilhauer	
D444,980 S	7/2001	Mowat	
D449,482 S	10/2001	Berke	
D449,483 S	10/2001	Berke	
D449,484 S	10/2001	Berke	
6,347,421 B1 *	2/2002	D'Emilio	5/636
6,484,336 B1	11/2002	Berke	
D502,038 S	2/2005	Berke	
6,993,797 B1 *	2/2006	Yang	4/575.1
D575,566 S	8/2008	Berke	
D583,180 S *	12/2008	Haile	D6/601

\* cited by examiner

*Primary Examiner* — Janice E Seeger

(74) *Attorney, Agent, or Firm* — Butzel Long

(57) **CLAIM**

The ornamental design for a pillow, as shown and described.

**DESCRIPTION**

FIG. 1 is a first perspective view thereof;

FIG. 2 is a top view thereof;

FIG. 3 is a first side view thereof;

FIG. 4 is a first end view thereof

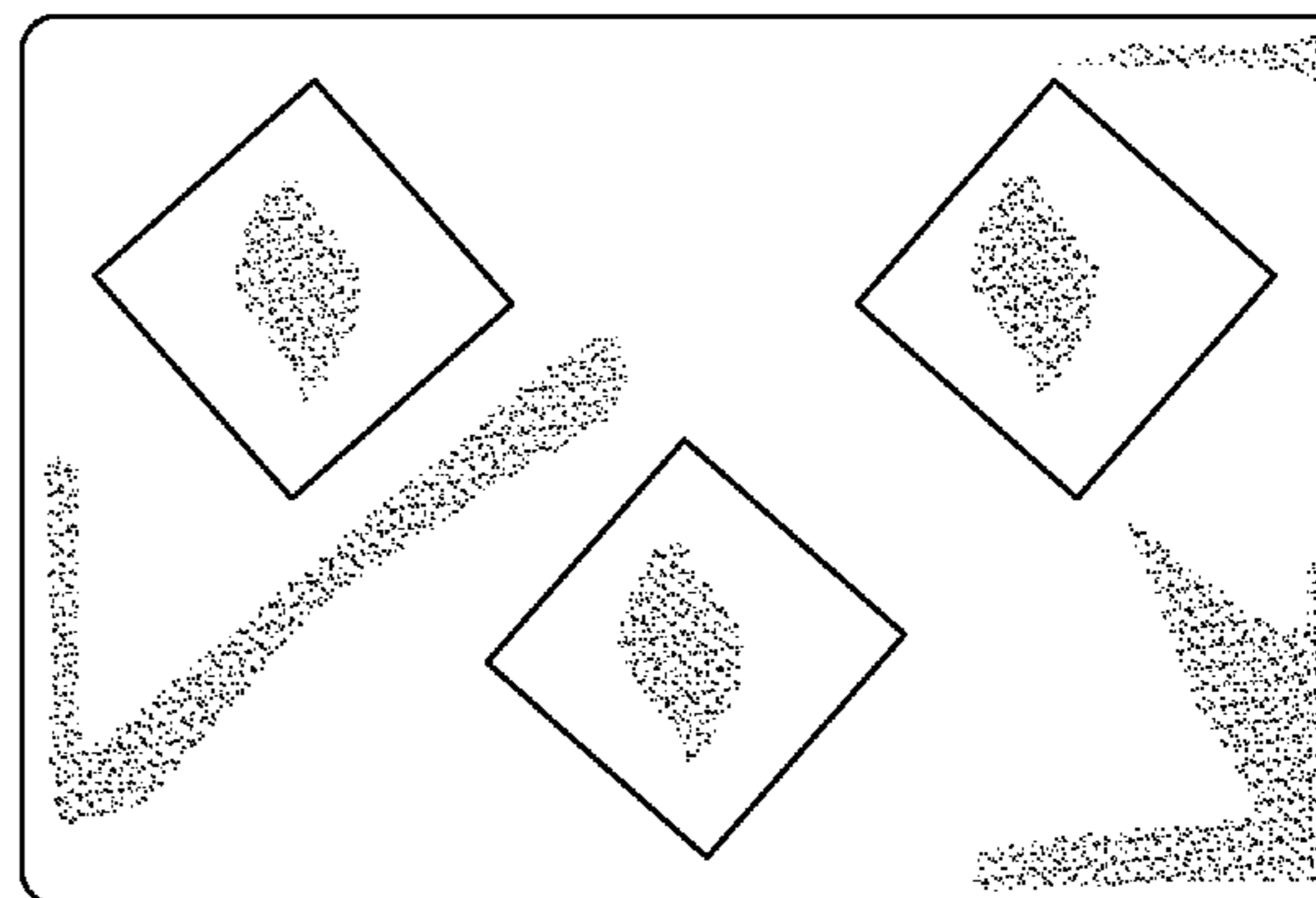

FIG. 5 is a second side view thereof;


FIG. 6 is a second end view thereof; and,

FIG. 7 is a bottom view thereof.


The broken lines shown in the drawings are for environmental purposes only and form no part of the claimed design.

**1 Claim, 3 Drawing Sheets**

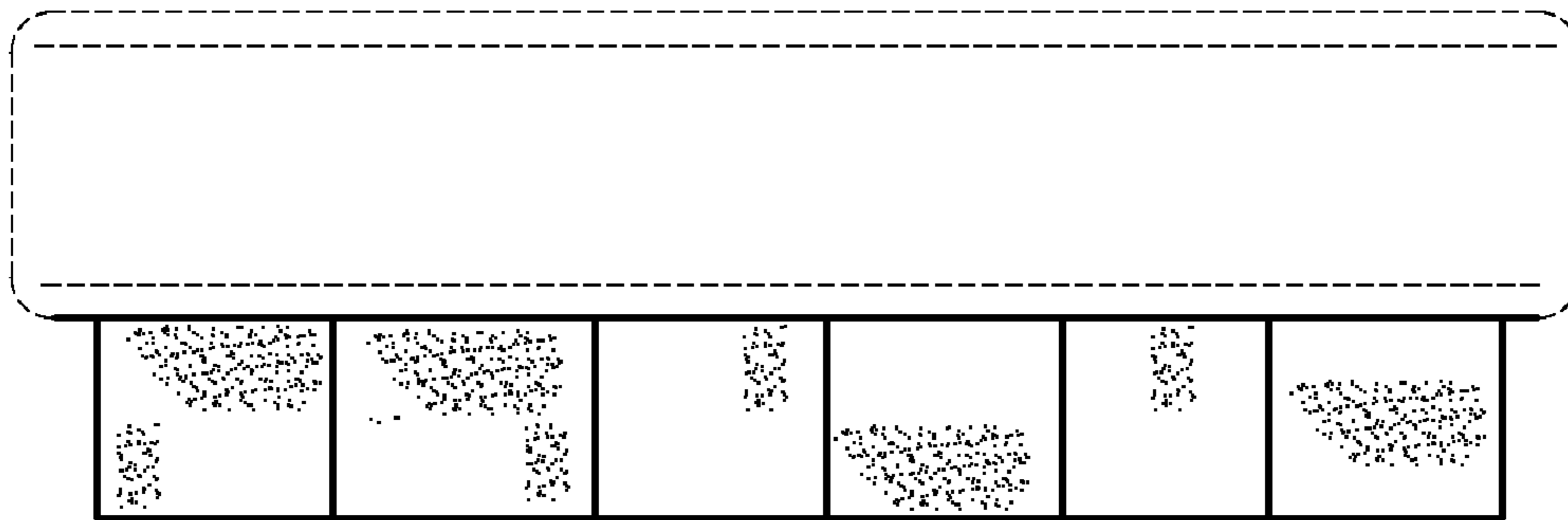




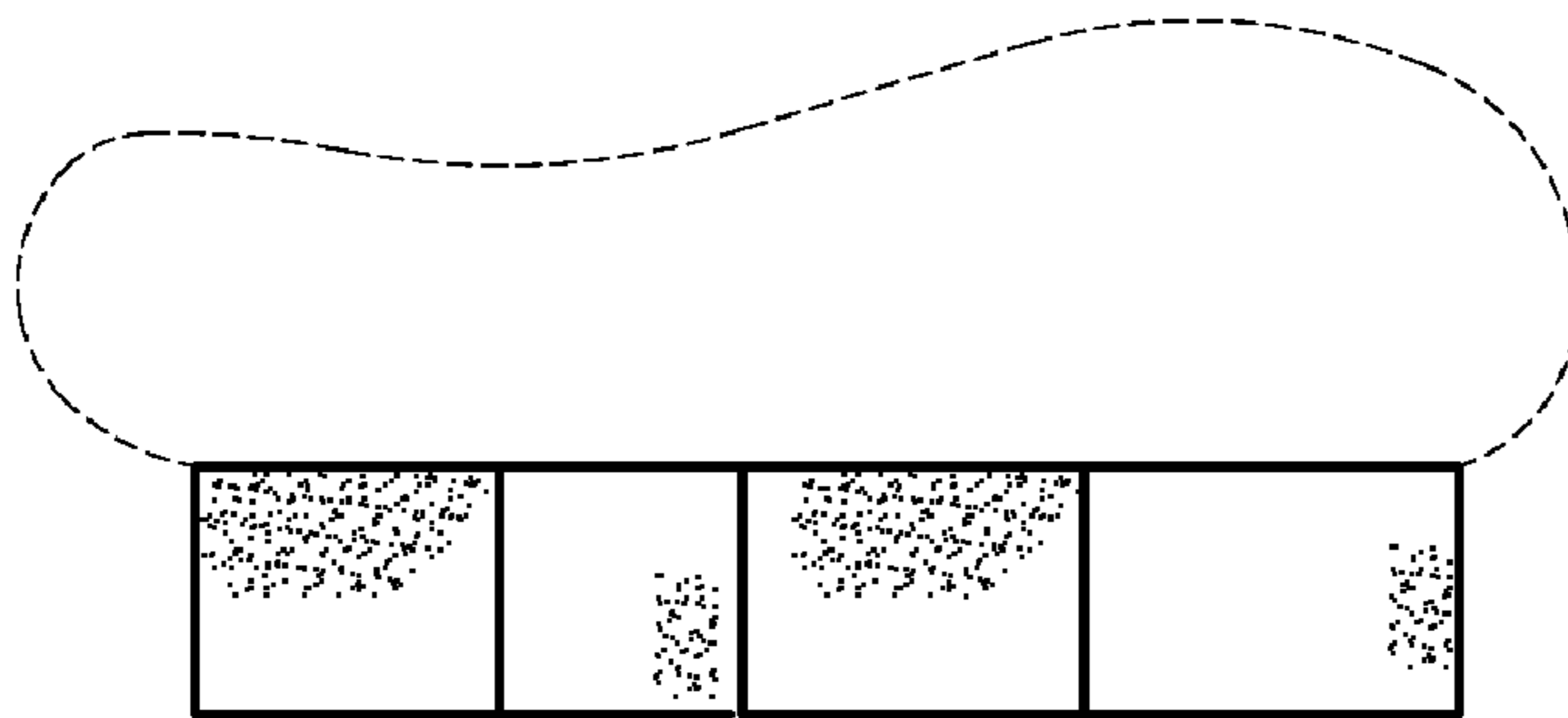
**FIG - 1**




**FIG - 2**



**FIG - 3**

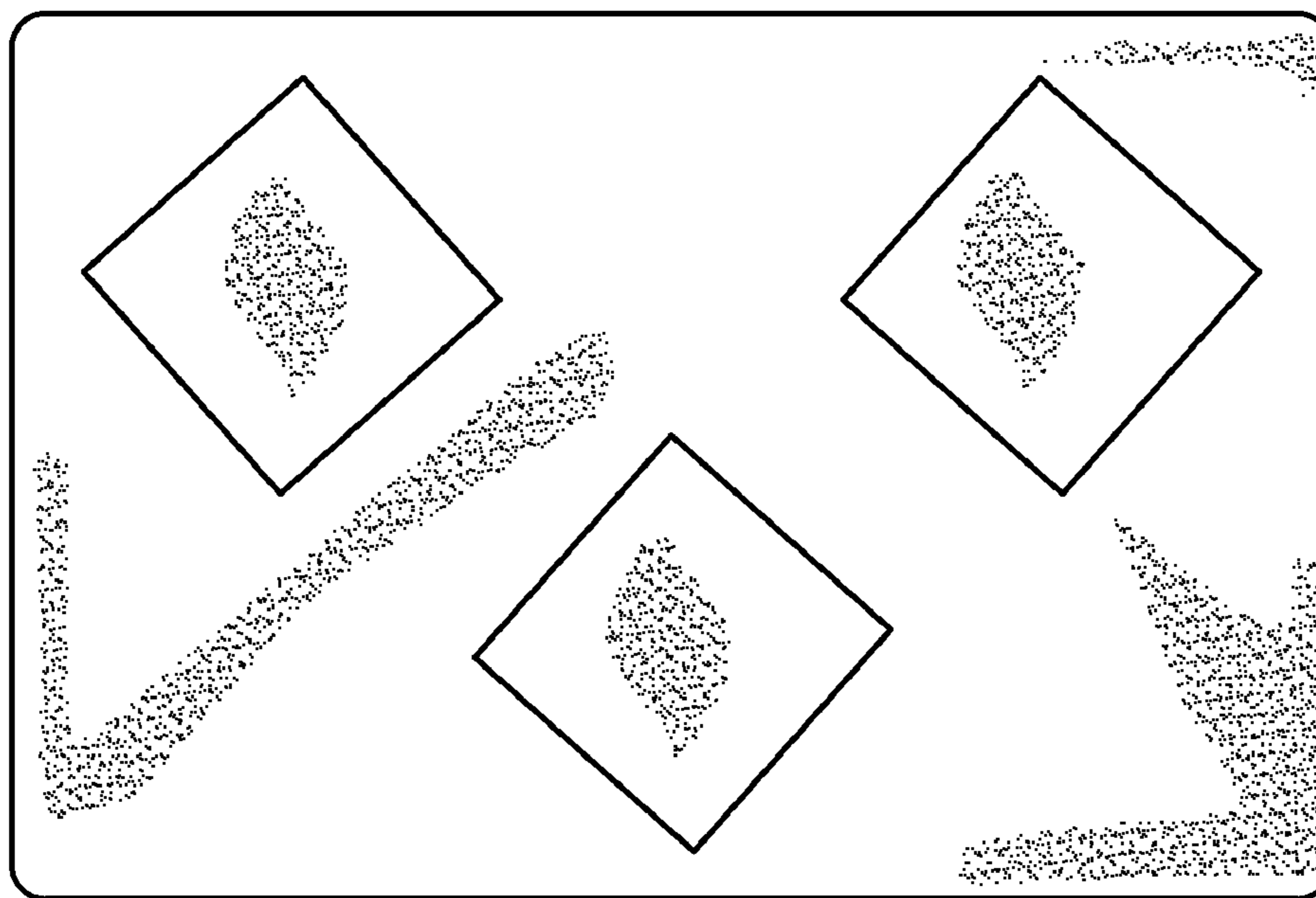
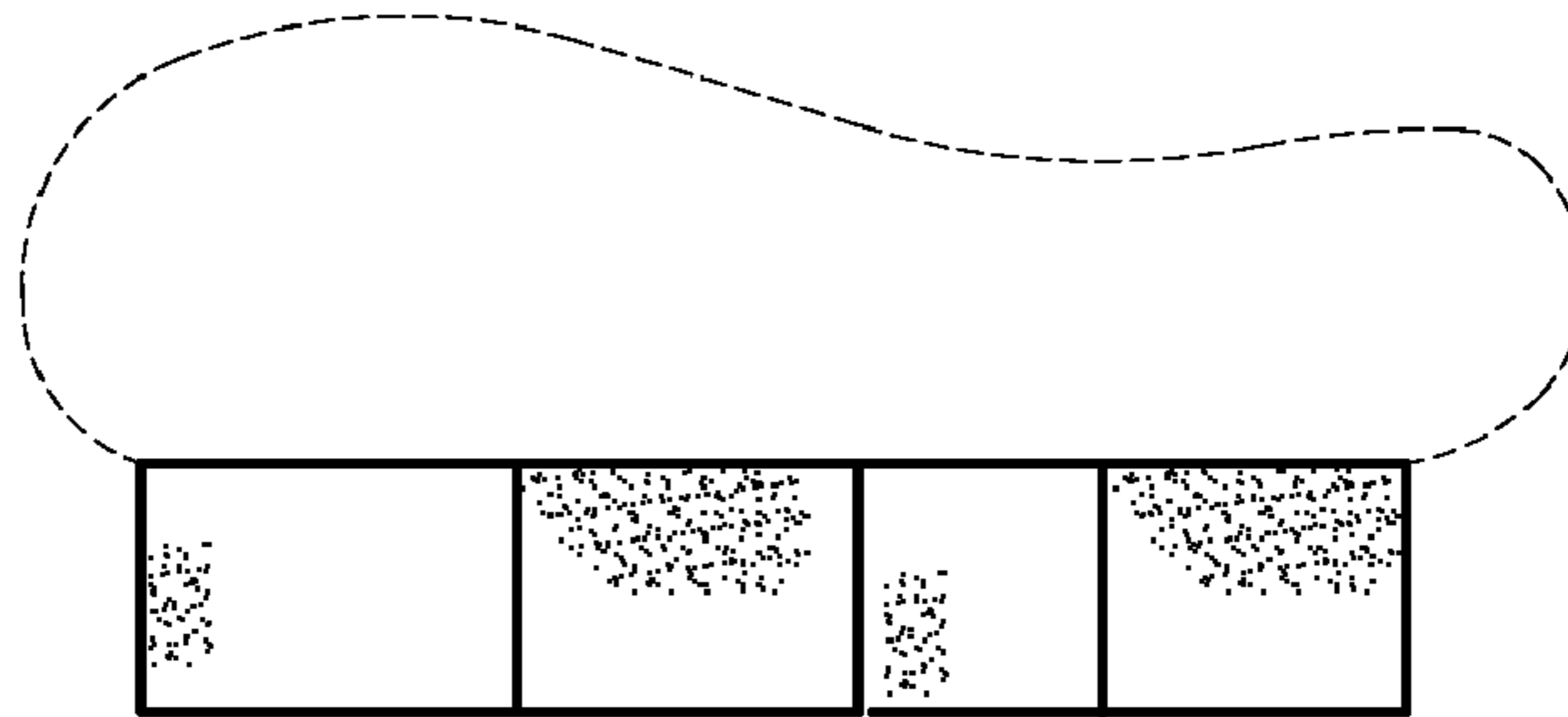


**FIG - 4**



**FIG - 5**

**FIG - 6**



**FIG - 7**