



US00D636207S

(12) **United States Design Patent**
Berke

(10) **Patent No.:** **US D636,207 S**
(45) **Date of Patent:** **** Apr. 19, 2011**

(54) **PORTION OF A PILLOW**

(76) Inventor: **Joseph J. Berke**, West Bloomfield, MI
(US)

(**) Term: **14 Years**

(21) Appl. No.: **29/335,569**

(22) Filed: **Apr. 17, 2009**

(51) **LOC (9) Cl.** **06-09**

(52) **U.S. Cl.** **D6/601**

(58) **Field of Classification Search** D6/595,
D6/596, 601, 604; 5/630, 636, 652, 653,
5/655.9, 656; D23/304; D7/357, 553.1,
D7/553.2, 553.5; D9/758-760
See application file for complete search history.

(56) **References Cited**

U.S. PATENT DOCUMENTS

1,656,199	A *	1/1928	Hodgson	434/403
1,934,918	A *	11/1933	Everson	27/21.1
D114,973	S	5/1939	Eckman		
D118,319	S	12/1939	Kandell		
2,835,905	A	5/1958	Tomasson		
3,064,279	A	11/1962	Finkle		
3,403,414	A	10/1968	Unger		
3,757,365	A	9/1973	Kretchner		
D260,206	S *	8/1981	Molnar	D6/596
D260,591	S	9/1981	Eischen		
4,432,107	A	2/1984	Clark		
D279,344	S	6/1985	Kohler, Jr.		
D284,724	S	7/1986	Clark		
D308,613	S	6/1990	Clark		
D310,609	S	9/1990	Burkhardt		
D317,840	S	7/1991	Jagdat		

D337,017	S	7/1993	Levien		
D337,231	S	7/1993	Levien		
5,638,564	A	6/1997	Greenwalt		
5,644,809	A	7/1997	Olson		
5,727,267	A	3/1998	Keilhauer		
D444,980	S	7/2001	Mowat		
D449,482	S	10/2001	Berke		
D449,483	S	10/2001	Berke		
D449,484	S	10/2001	Berke		
6,484,336	B1	11/2002	Berke		
D494,408	S *	8/2004	Hinton et al.	D7/357
D502,038	S	2/2005	Berke		
D546,106	S *	7/2007	Haile	D6/601
D575,566	S	8/2008	Berke		
2005/0138733	A1 *	6/2005	Riesberg et al.	5/640

* cited by examiner

Primary Examiner — Janice E Seeger
(74) *Attorney, Agent, or Firm* — Butzel Long

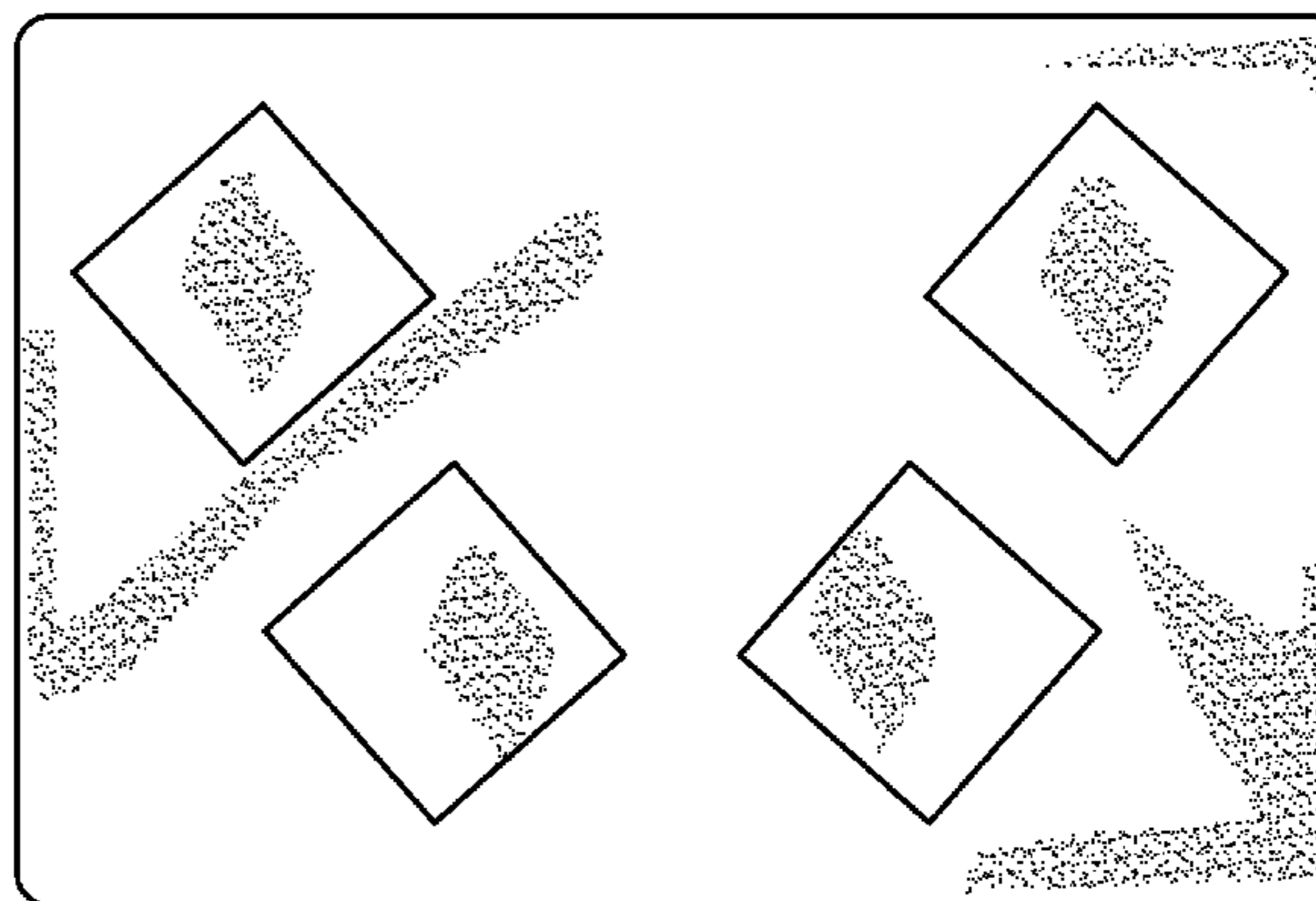

(57) **CLAIM**

The ornamental design for a portion of a pillow, as shown and described.

DESCRIPTION

FIG. 1 is a first perspective view thereof;
FIG. 2 is a top view thereof;
FIG. 3 is a first side view thereof;
FIG. 4 is a first end view thereof
FIG. 5 is a second side view thereof;
FIG. 6 is a second end view thereof; and,
FIG. 7 is a bottom view thereof.
The broken lines shown in the drawings are for environmental purposes only and form no part of the claimed design.

1 Claim, 3 Drawing Sheets






FIG - 1



FIG - 2

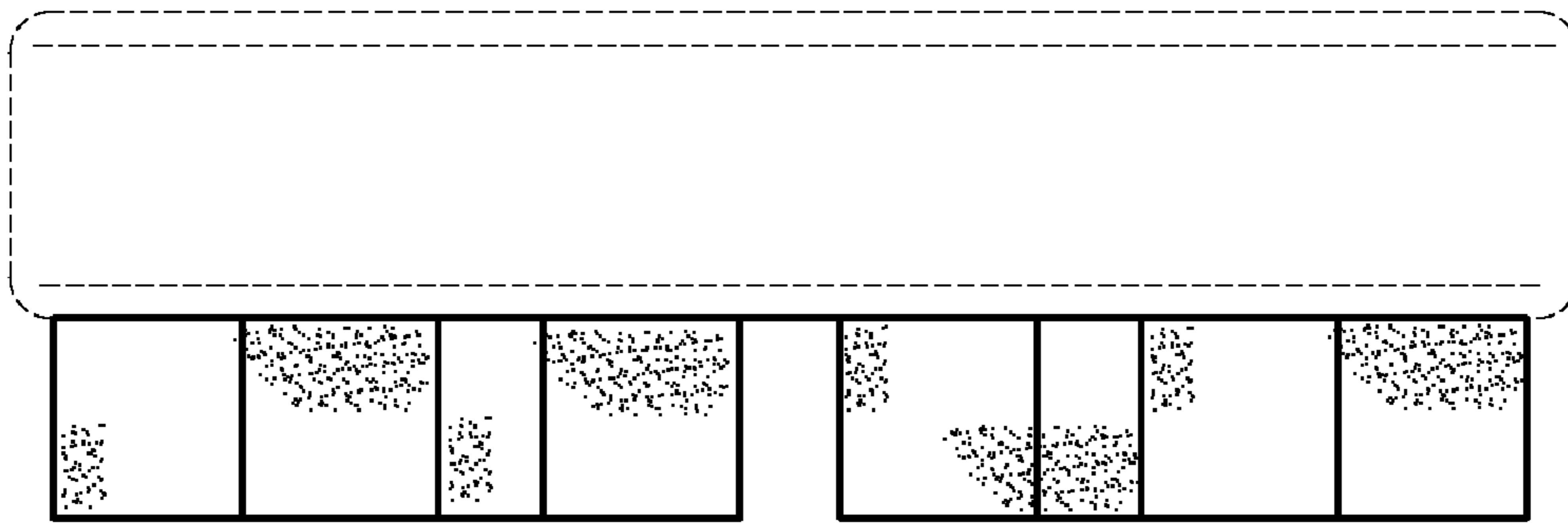


FIG - 3

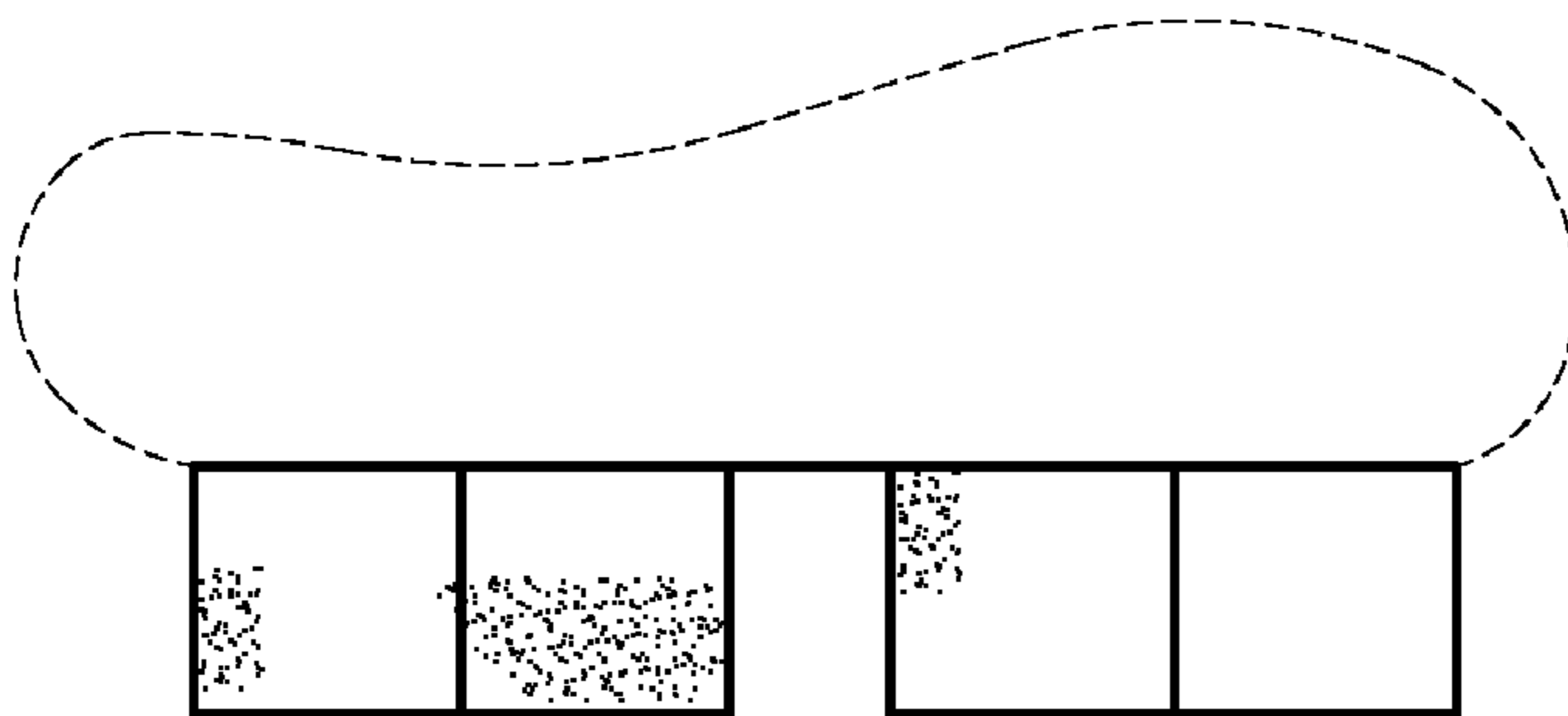


FIG - 4

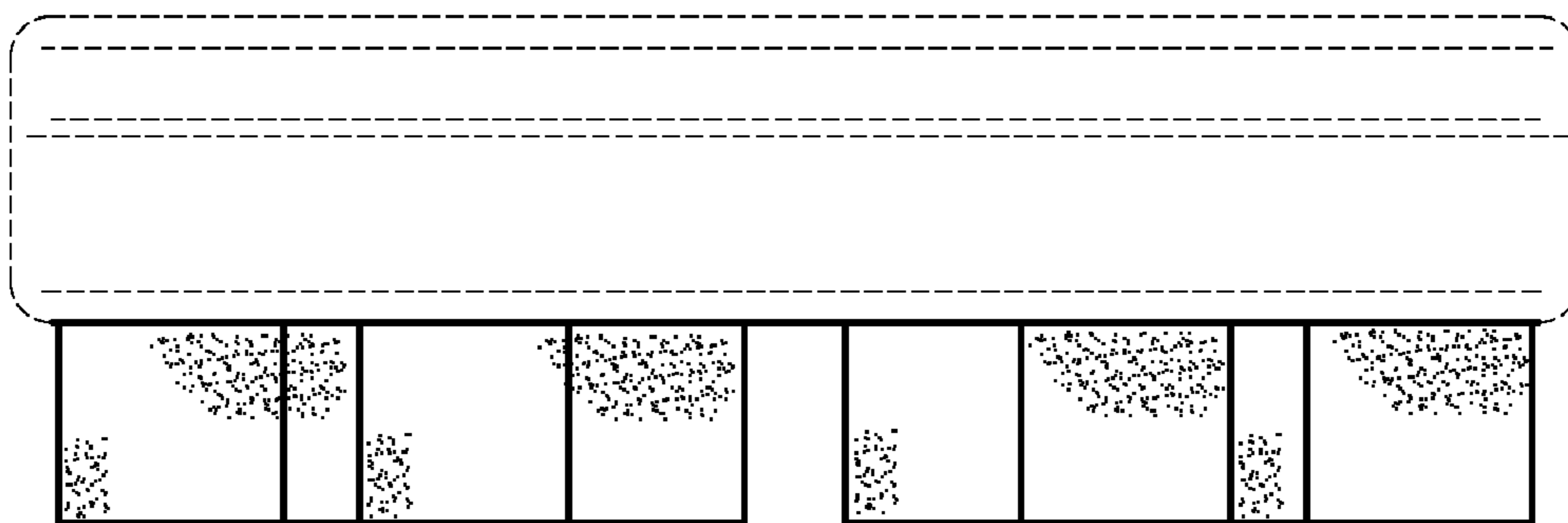


FIG - 5

FIG - 6

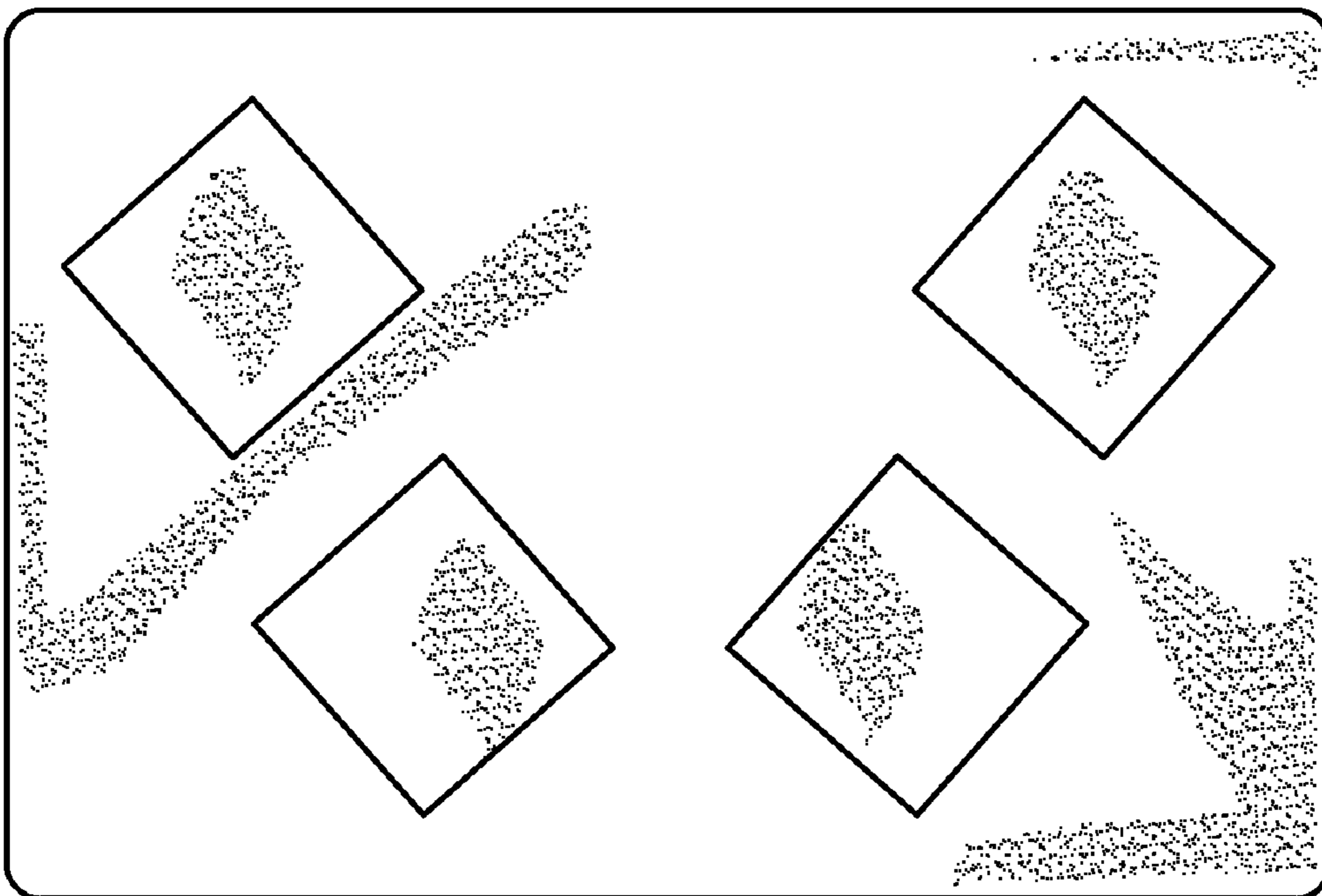
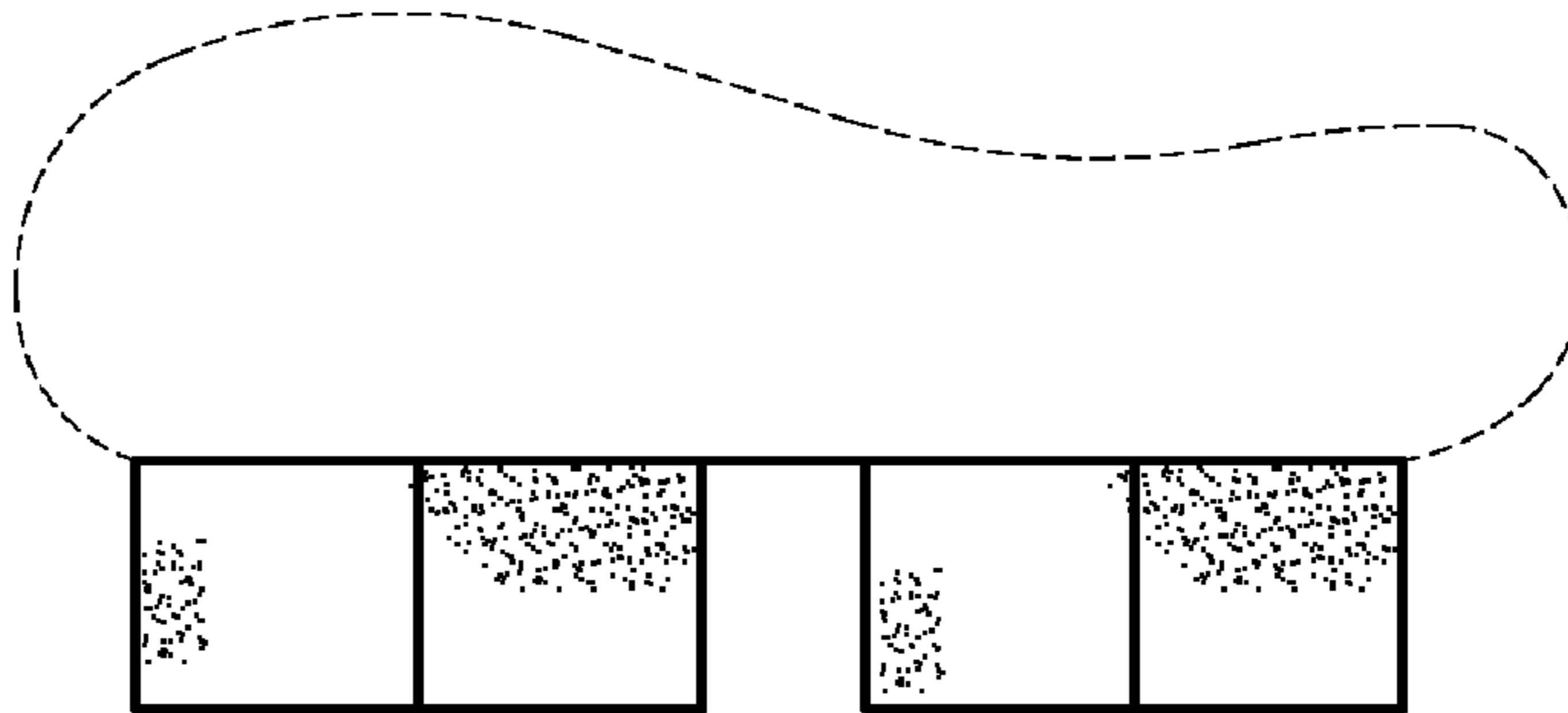


FIG - 7