



US00D636194S

(12) **United States Design Patent**  
**Lewis**

(10) **Patent No.:** **US D636,194 S**

(45) **Date of Patent:** **\*\* \*Apr. 19, 2011**

(54) **CHAIR**

(75) Inventor: **Sally Sirkin Lewis**, Beverly Hills, CA  
(US)

(73) Assignee: **J. Robert Scott, Inc.**, Inglewood, CA  
(US)

(\*) Notice: This patent is subject to a terminal disclaimer.

(\*\*) Term: **14 Years**

(21) Appl. No.: **29/327,435**

(22) Filed: **Nov. 5, 2008**

(51) **LOC (9) Cl.** ..... **06-01**

(52) **U.S. Cl.** ..... **D6/374; D6/358**

(58) **Field of Classification Search** ..... D6/334-336,  
D6/358, 370, 374, 375, 376, 379, 380, 500-502;  
297/181, 239, 445.1, 446.1

See application file for complete search history.

(56) **References Cited**

U.S. PATENT DOCUMENTS

D23,472 S *	7/1894	McLean .....	D6/358
D240,372 S *	7/1976	Vrignaud .....	D6/358
D372,593 S *	8/1996	Maple .....	D6/358
D379,563 S *	6/1997	Bally .....	D6/374
D409,848 S *	5/1999	Staubach et al. ....	D6/334
D458,467 S *	6/2002	Starck .....	D6/374
D503,288 S *	3/2005	Domack .....	D6/334

\* cited by examiner

*Primary Examiner* — Mimoso De

(74) *Attorney, Agent, or Firm* — Cox Smith Matthews Incorporated


(57) **CLAIM**

The ornamental design for a chair, as shown and described.

**DESCRIPTION**

FIG. 1 is a perspective view of the chair of my design;  
FIG. 2 is a top view of the chair;  
FIG. 3 is a front view of the chair;  
FIG. 4 is right side facing view of the chair (the left side facing view, being a mirror image of the right side facing view, is not shown);  
FIG. 5 is a back view of the chair; and,  
FIG. 6 is a bottom view of the chair.

**1 Claim, 3 Drawing Sheets**






FIG. 1

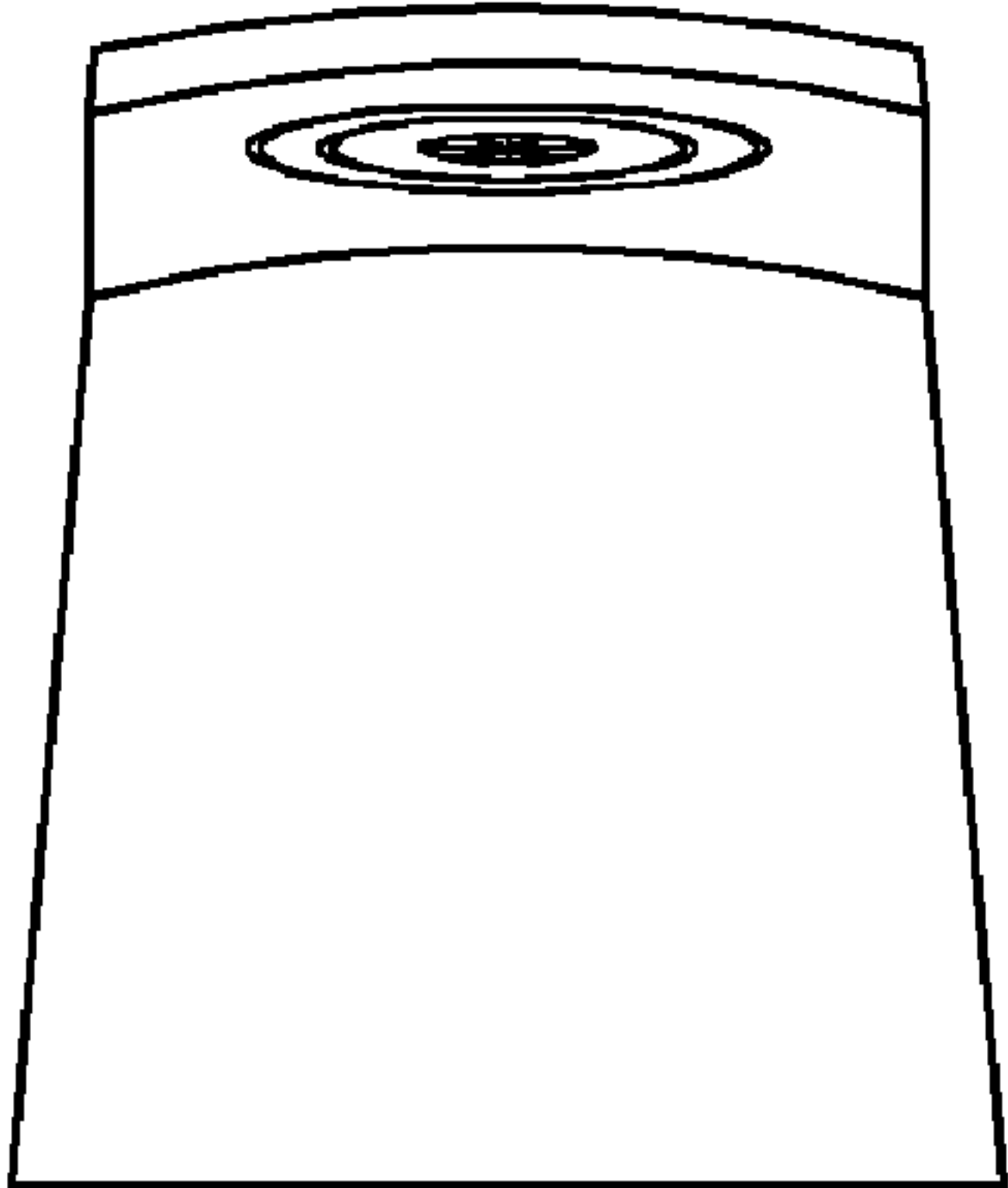


FIG. 2




FIG. 3

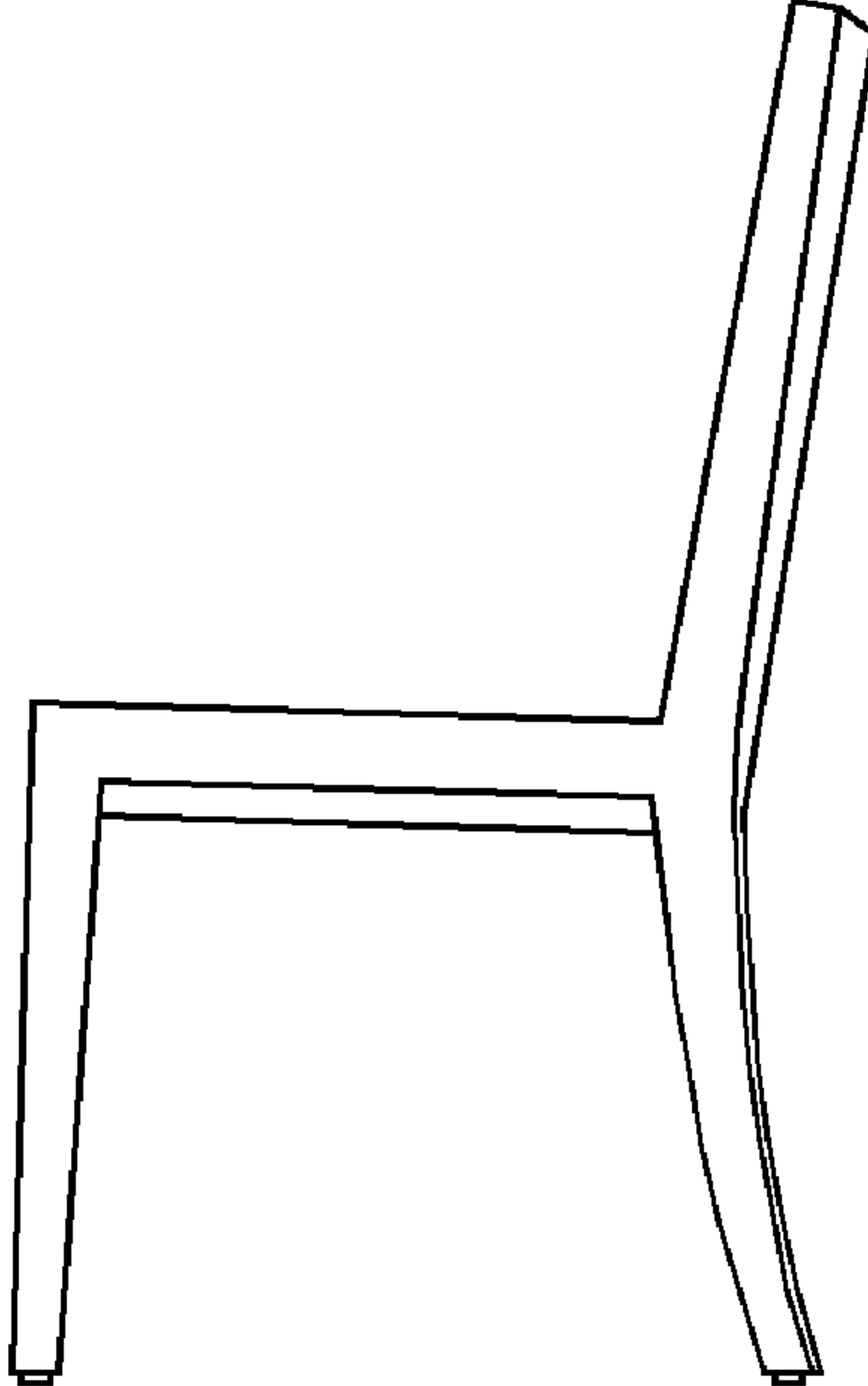


FIG. 4




FIG. 5

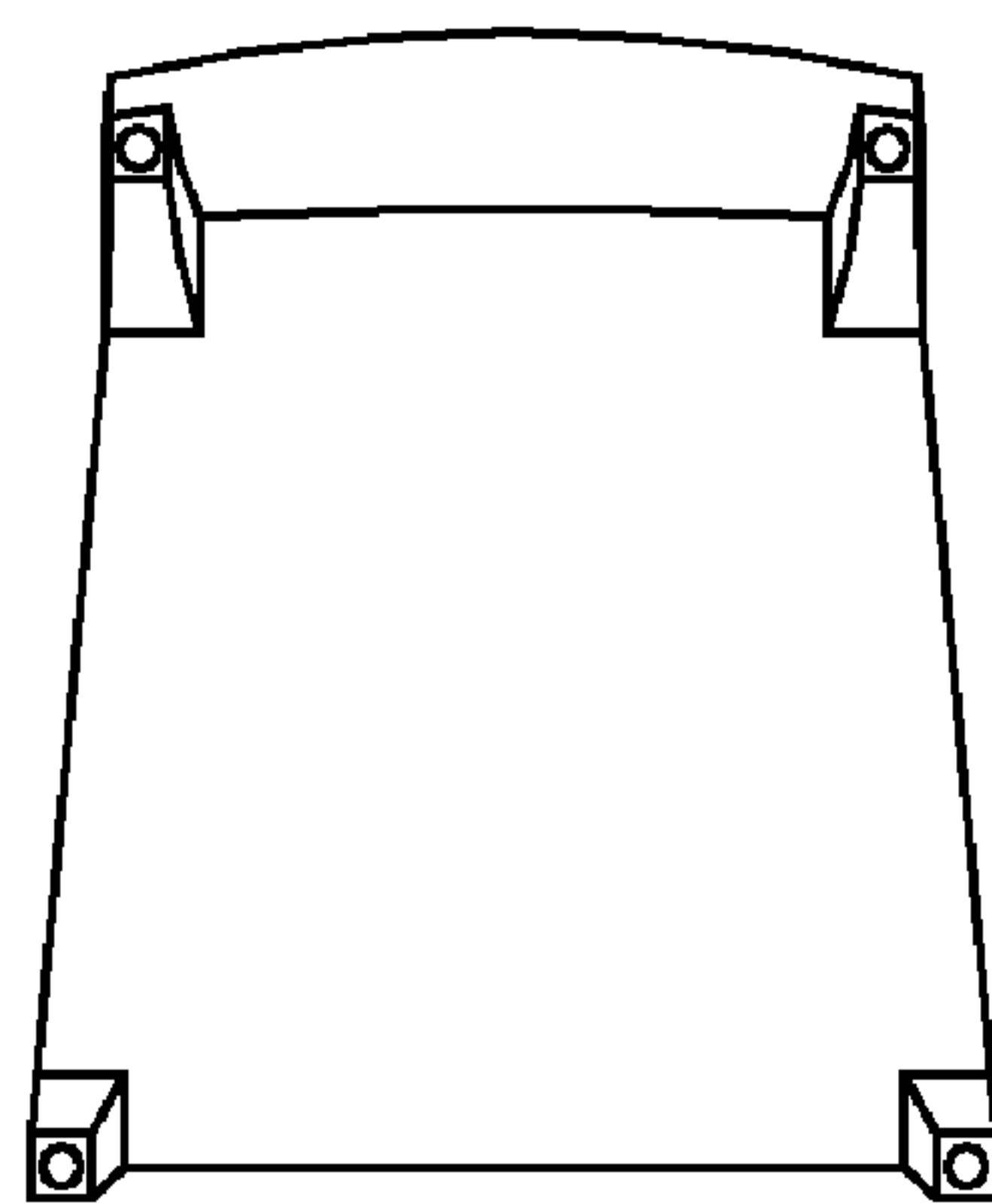


FIG. 6