



US00D636173S

(12) **United States Design Patent**
Wood

(10) **Patent No.:** **US D636,173 S**

(45) **Date of Patent:** **** Apr. 19, 2011**

(54) **SUPPLEMENT ORGANIZER**

(76) Inventor: **Dale J Wood**, Orlando, FL (US)

(**) Term: **14 Years**

(21) Appl. No.: **29/348,370**

(22) Filed: **Dec. 24, 2009**

(51) **LOC (9) Cl.** **03-01**

(52) **U.S. Cl.** **D3/203.3**

(58) **Field of Classification Search** D3/203.3,
D3/203.1, 203.2, 201, 205, 294, 302, 304;
206/532-540, 0.83; D9/730-737; D24/229;
D6/512-513, 515; 217/6-7, 61-62
See application file for complete search history.

(56) **References Cited**

U.S. PATENT DOCUMENTS

D165,856 S	2/1952	Mytinger	
D281,614 S *	12/1985	Carpenter et al.	D3/302
D312,394 S	11/1990	Hassey	
5,029,726 A	7/1991	Pendill	
D323,109 S	1/1992	Kalvelage	
D349,850 S	8/1994	Leman	
D415,958 S	11/1999	Noble	
D418,288 S	1/2000	Priebe	
D430,392 S	9/2000	Noble	
6,338,535 B1	1/2002	Rickert	
D460,254 S *	7/2002	Rufo	D3/203.3
D512,830 S *	12/2005	Higgins	D3/203.1
D529,279 S	10/2006	Parks	
D584,892 S *	1/2009	Waring	D3/203.3

7,614,358 B2 11/2009 Duer
D613,496 S * 4/2010 Waring et al. D3/203.3
D619,351 S * 7/2010 Verma et al. D3/203.3

* cited by examiner

Primary Examiner — Catherine R Oliver


(57) **CLAIM**

The ornamental design for a supplement organizer, as shown and described.

DESCRIPTION

FIG. 1 is a perspective view of a supplement organizer according to the present invention.
FIG. 2 is a front view of a supplement organizer according to the present invention.
FIG. 3 is a rear view of a supplement organizer according to the present invention.
FIG. 4 is a side view of a supplement organizer according to the present invention.
FIG. 5 is a side view of a supplement organizer according to the present invention.
FIG. 6 is a top view of a supplement organizer according to the present invention.
FIG. 7 is a bottom view of a supplement organizer according to the present invention; and,
FIG. 8 is a perspective view of a supplement organizer according to the present invention illustrating an open organizer showing individual container configurations.

1 Claim, 7 Drawing Sheets



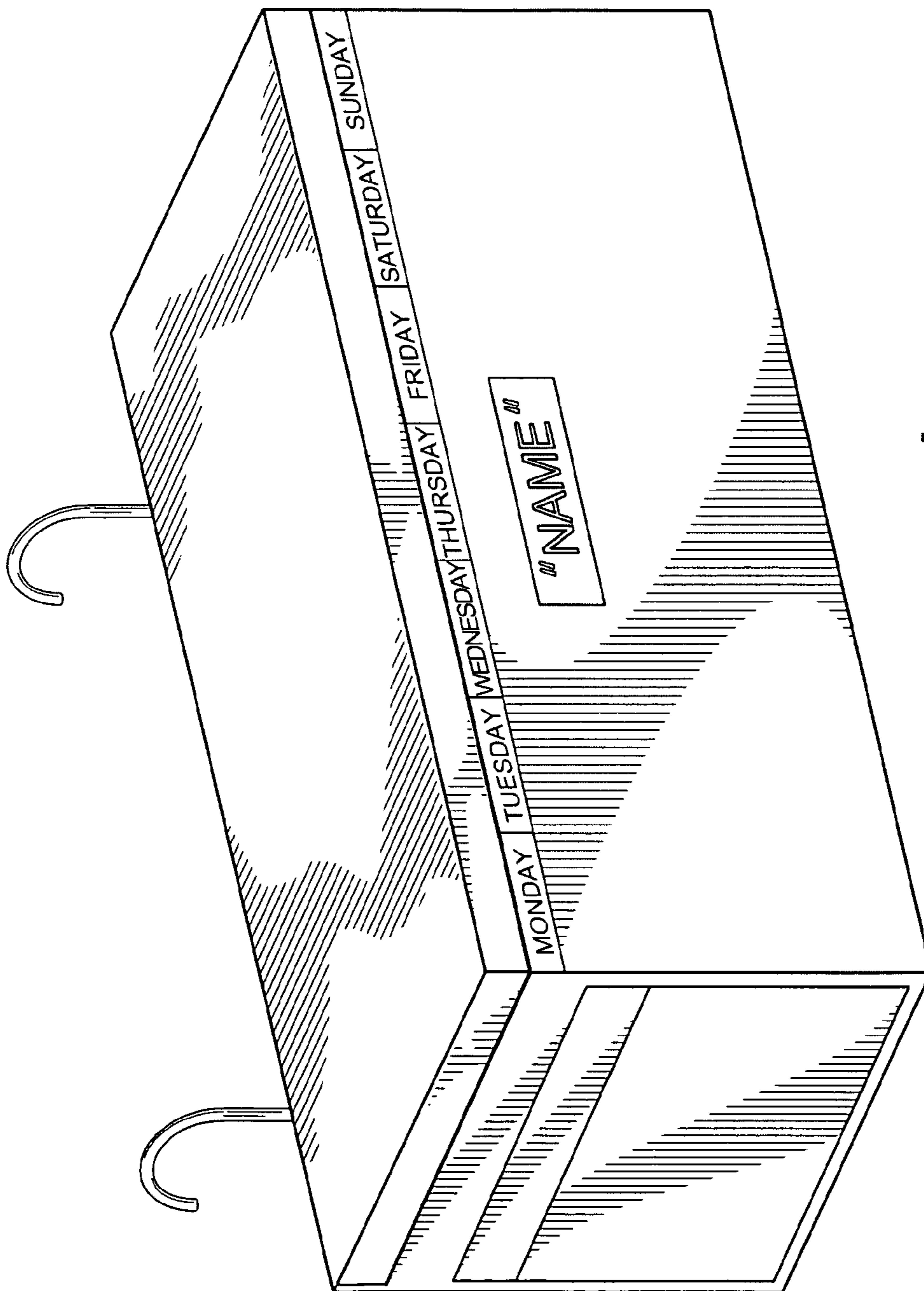


FIG. 1

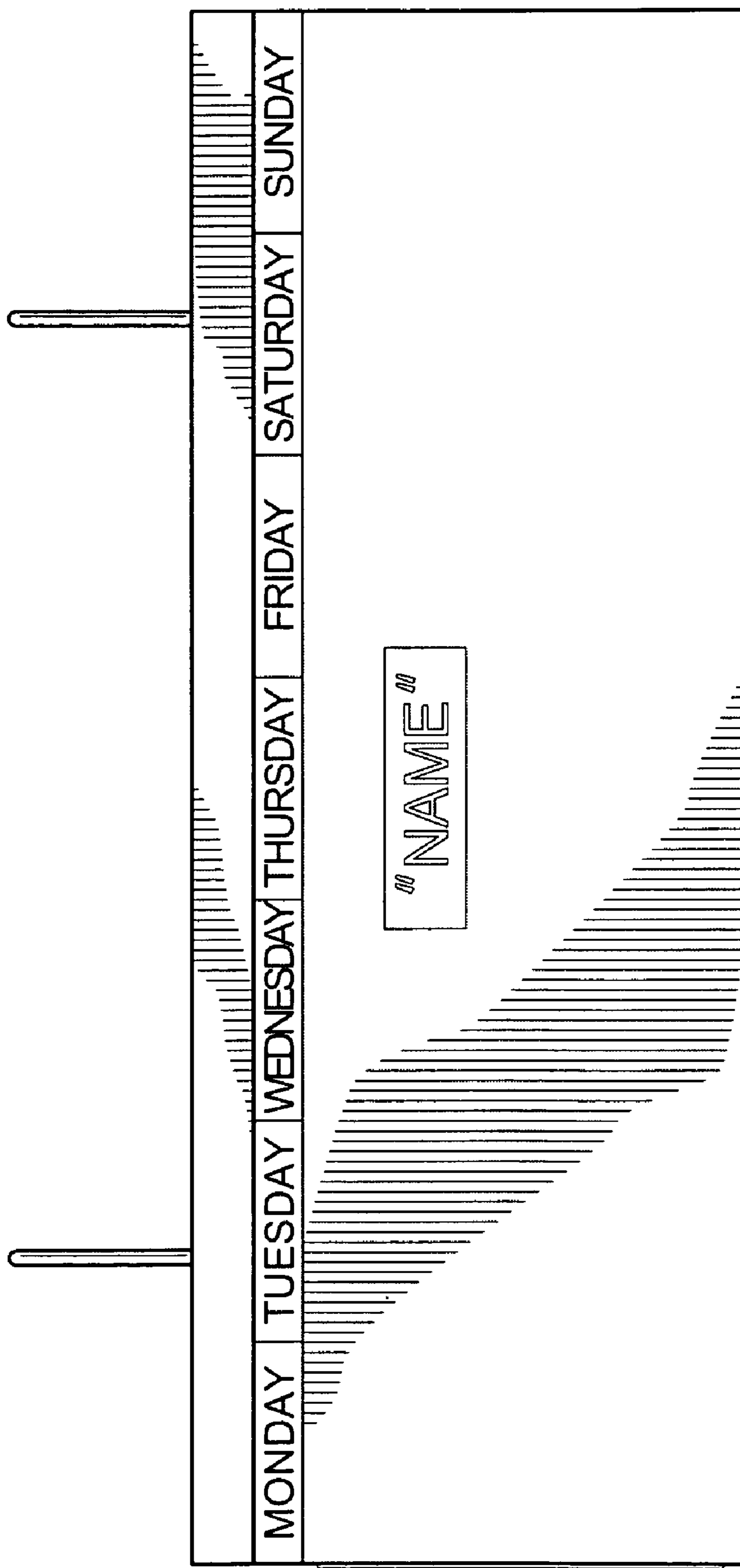


FIG. 2




FIG. 3

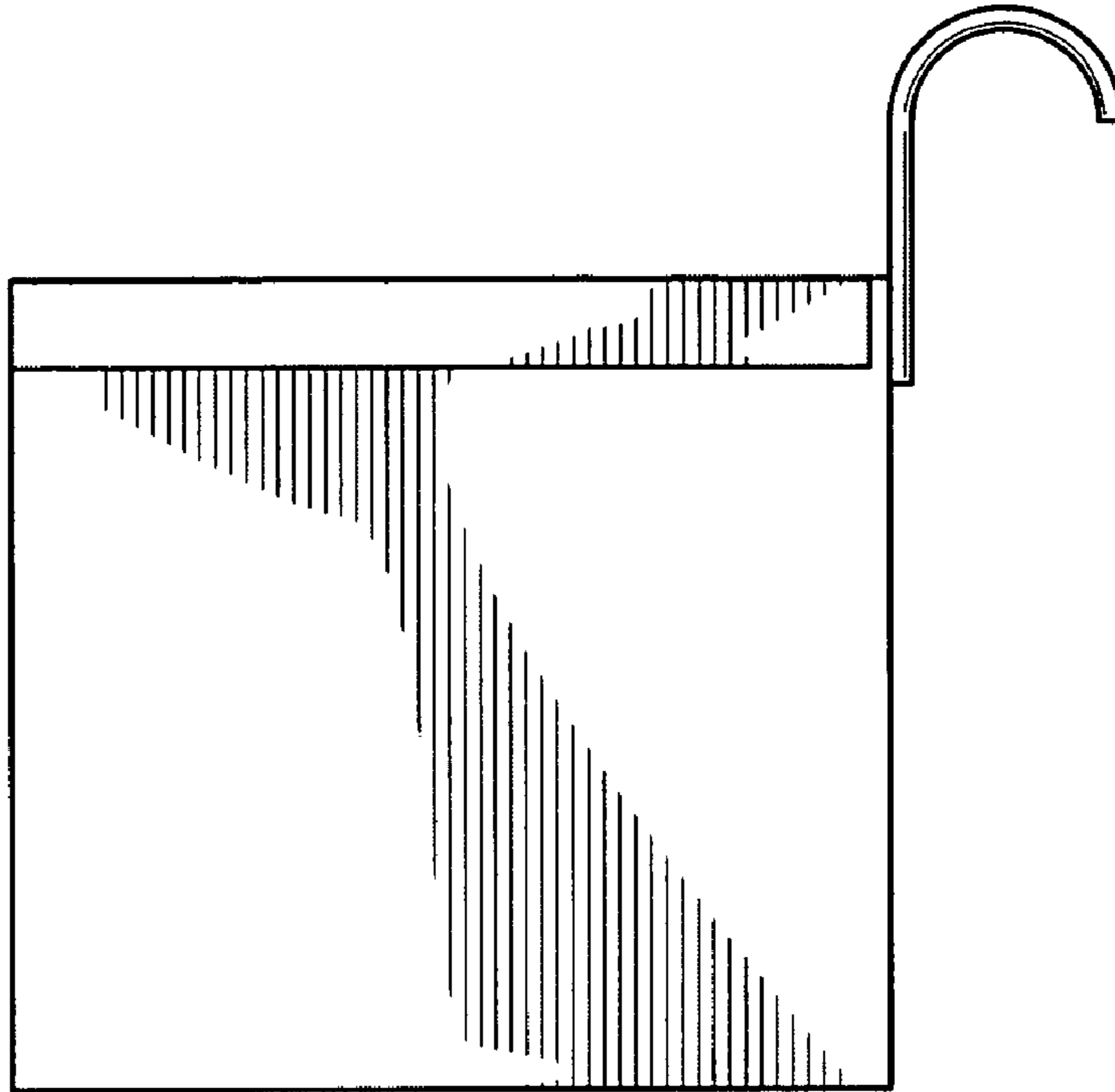


FIG. 4

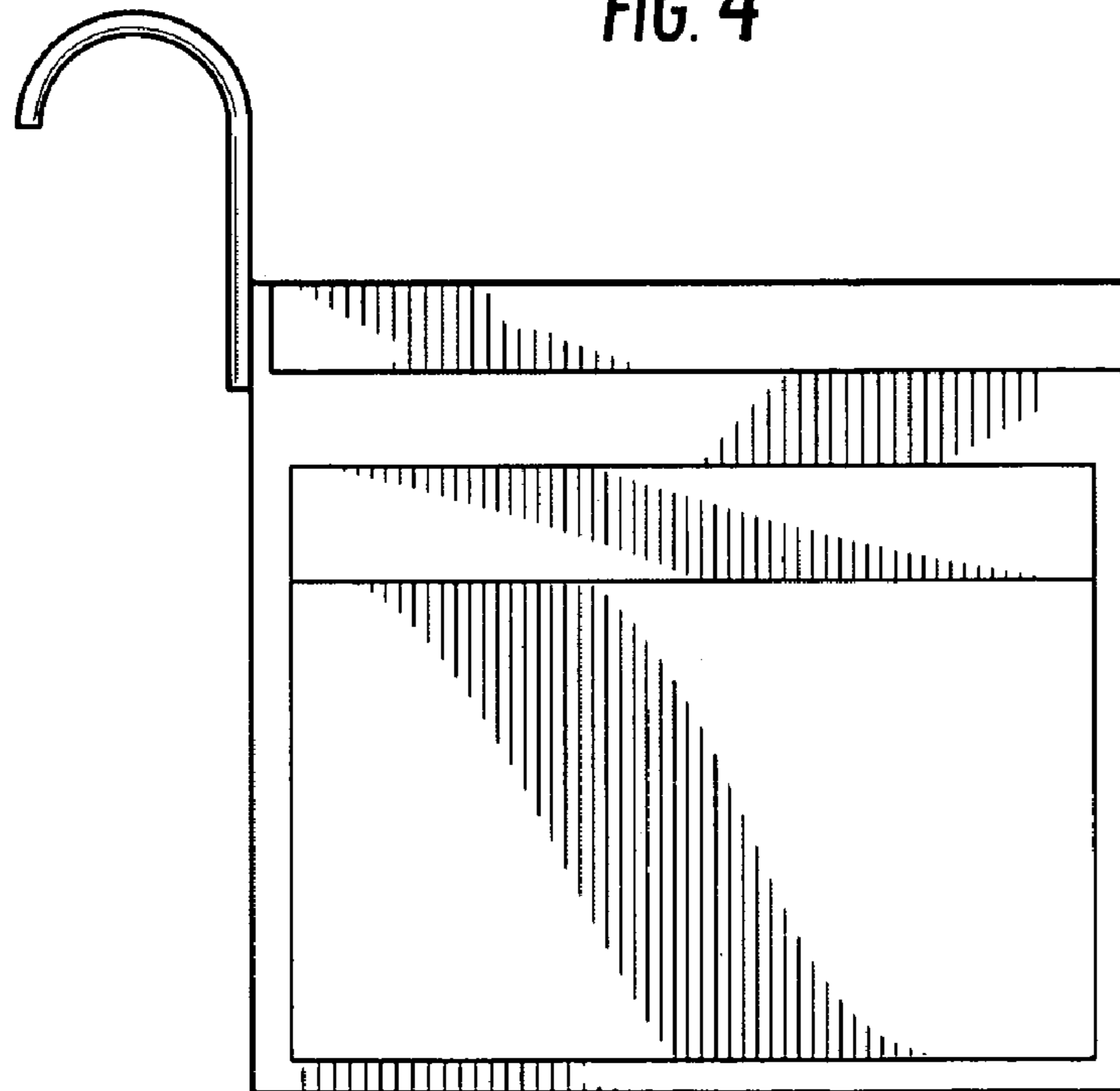


FIG. 5



FIG. 6

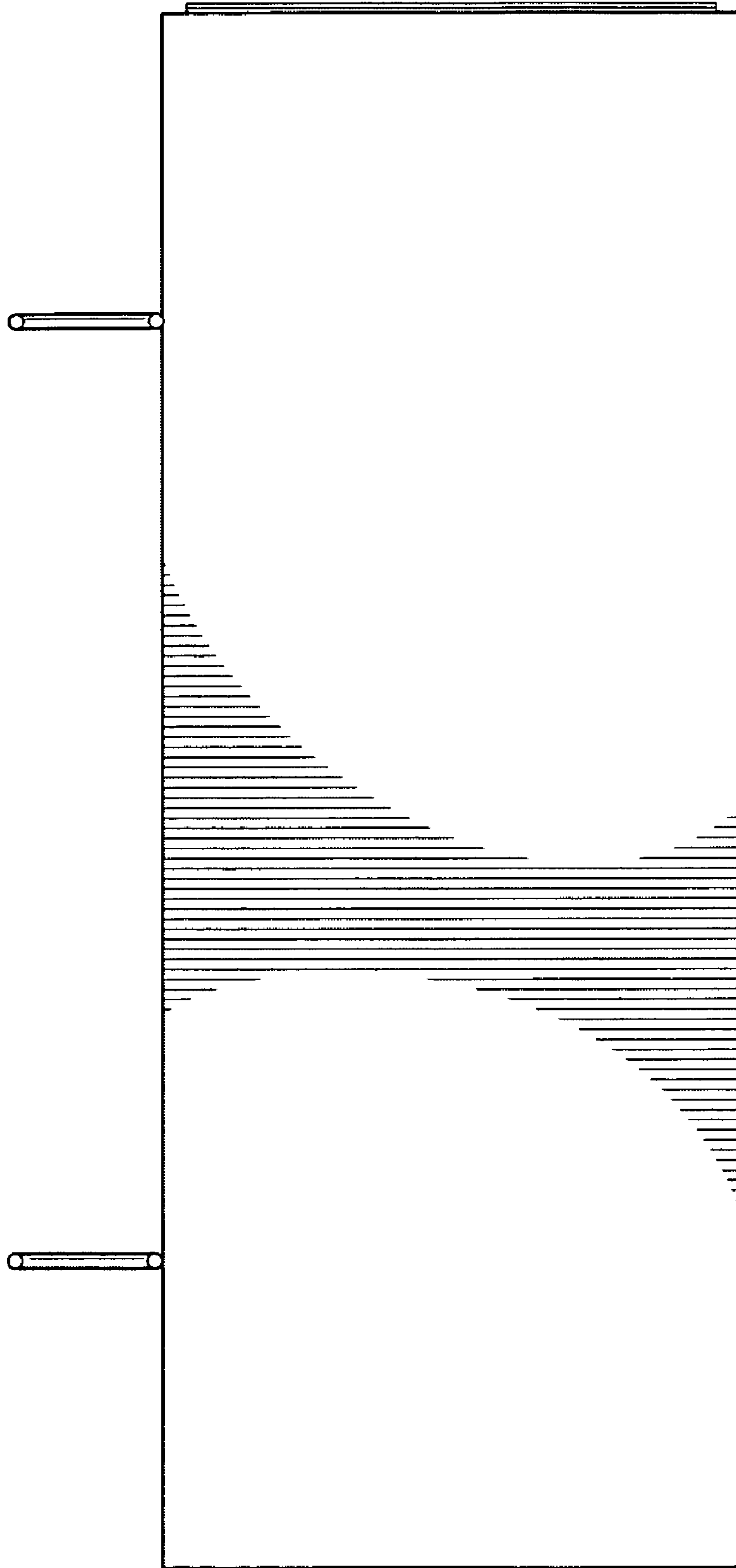


FIG. 7

