



US00D636172S

(12) **United States Design Patent**
Guers-Neyraud

(10) **Patent No.:** **US D636,172 S**
(45) **Date of Patent:** **** Apr. 19, 2011**

(54) **FOOTWEAR**

(75) **Inventor:** **Elisabeth Guers-Neyraud**, Paris (FR)

(73) **Assignee:** **J. Choo Limited**, London (GB)

(**) **Term:** **14 Years**

(21) **Appl. No.:** **29/349,954**

(22) **Filed:** **May 20, 2010**

(30) **Foreign Application Priority Data**

Nov. 26, 2009 (EM) 001181887-0041

(51) **LOC (9) Cl.** **02-99**

(52) **U.S. Cl.** **D2/971**

(58) **Field of Classification Search** D2/896,
D2/916-918, 925-942, 946, 969, 971; 36/1,
36/83, 8.3, 45-58, 104, 108, 76 R
See application file for complete search history.

(56) **References Cited**

U.S. PATENT DOCUMENTS

D40,391 S *	12/1909	Merz	D2/929
D94,437 S *	1/1935	Napier	D2/935
D95,333 S *	4/1935	Goldberg	D2/941
D95,499 S *	5/1935	Gilbert	D2/930
D99,049 S *	3/1936	Rosenthal	D2/934
D103,592 S *	3/1937	Perugia	D2/931
D106,546 S *	10/1937	Sholtz	D2/935
D109,868 S *	5/1938	Ebling	D2/925
D116,223 S *	8/1939	Epstein	D2/935
D117,379 S *	10/1939	Levin	D2/930
2,260,224 A	10/1941	Hubbard, Jr.		
2,941,315 A	6/1960	Irving et al.		
2,976,622 A	3/1961	Shearouse		
D282,121 S *	1/1986	Kamali	D2/908

D582,137 S *	12/2008	Choi	D2/925
D582,654 S	12/2008	Guers-Neyraud		
D585,633 S *	2/2009	Lawler	D2/929
D604,936 S *	12/2009	Guers-Neyraud	D2/971
D612,590 S	3/2010	Guers-Neyraud		
D613,050 S *	4/2010	Lawler	D2/971
D613,052 S *	4/2010	Guers-Neyraud	D2/971
D615,287 S *	5/2010	Lawler	D2/971

OTHER PUBLICATIONS

U.S. Appl. No. 29/348,040, filed Nov. 19, 2009; First named inventor: Wilkinson.

U.S. Appl. No. 29/349,939, filed May 20, 2010; First named inventor: Guers-Neyraud.

U.S. Appl. No. 29/370,028, filed May 26, 2010; First named inventor: Guers-Neyraud.

* cited by examiner

Primary Examiner — Dominic Simone

(74) *Attorney, Agent, or Firm* — Fross Zelnick Lehrman & Zissu, P.C.; Lawrence E. Apolzon, Esq.

(57) **CLAIM**

The ornamental design for footwear, as shown and described.

DESCRIPTION

FIG. 1 is a front perspective view of a shoe showing my footwear design;

FIG. 2 is a left side view of the footwear shown in FIG. 1;

FIG. 3 is a right side view of the footwear shown in FIG. 1;

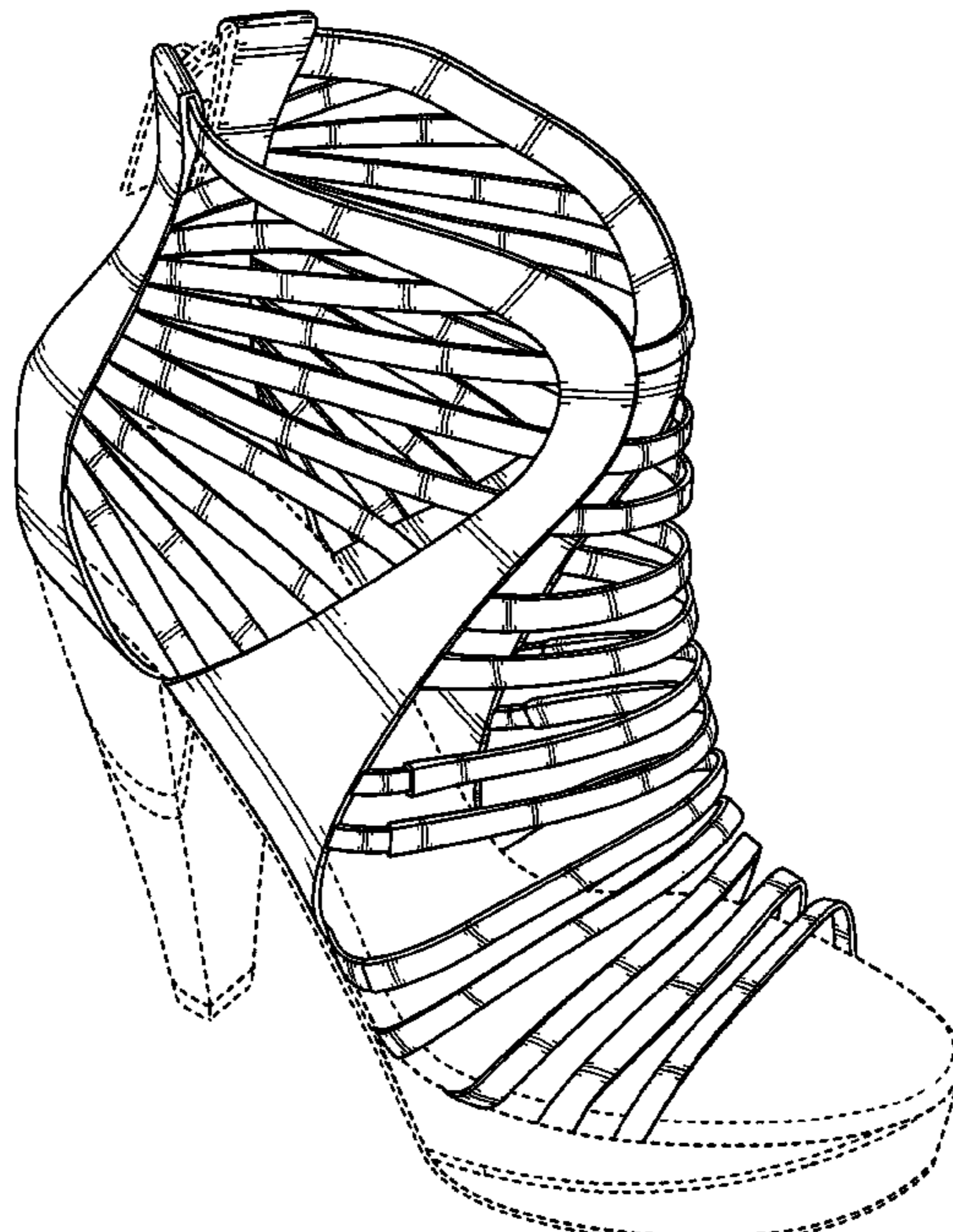
FIG. 4 is a front view of the footwear shown in FIG. 1;

FIG. 5 is a rear view of the footwear shown in FIG. 1; and,

FIG. 6 is a top view of the footwear shown in FIG. 1.

The broken line showing of the sole, platform sole, heel, heel cap, zipper, zipper cover, and footbed is for illustrative purposes only and forms no part of the claimed design.

1 Claim, 6 Drawing Sheets



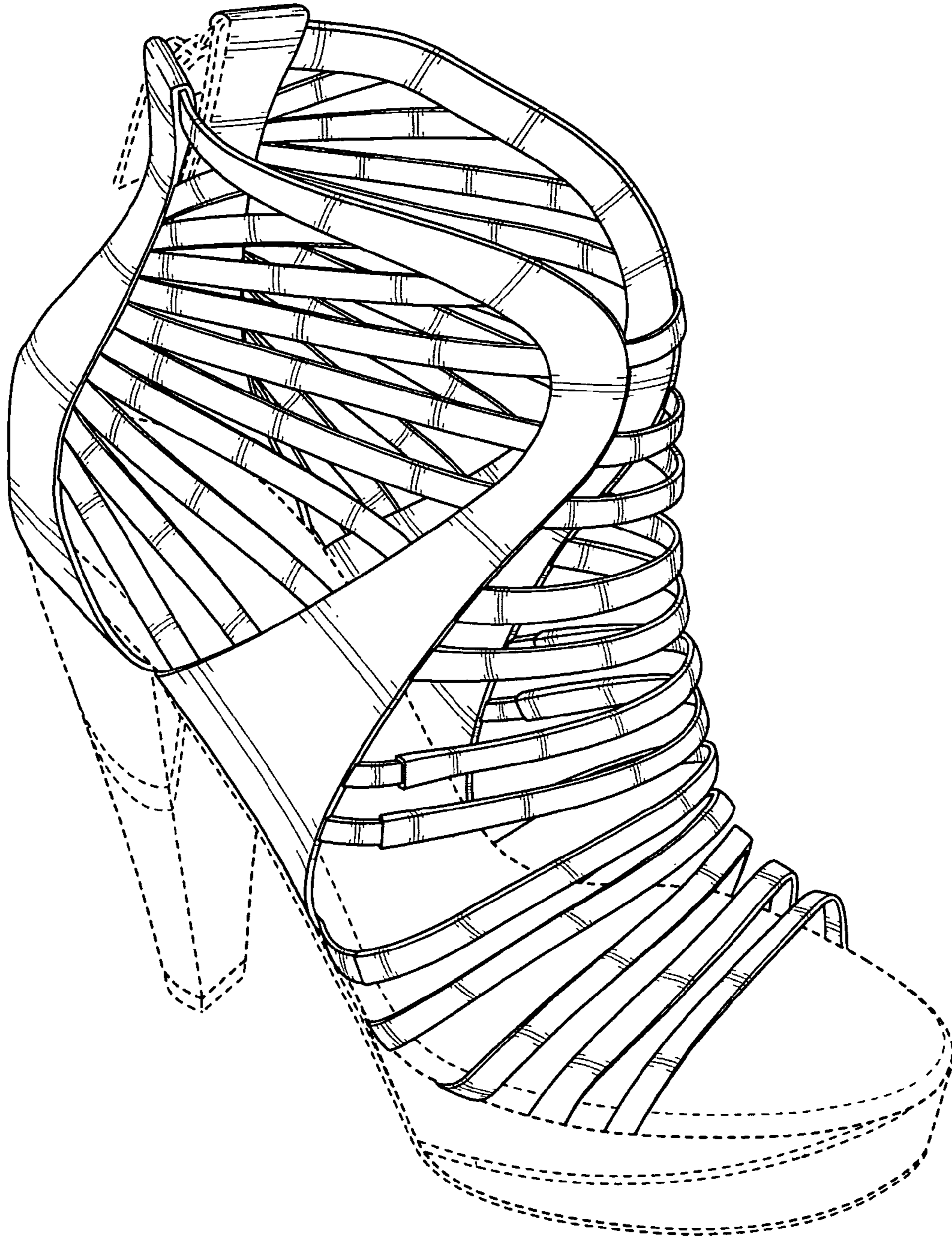


FIG. 1

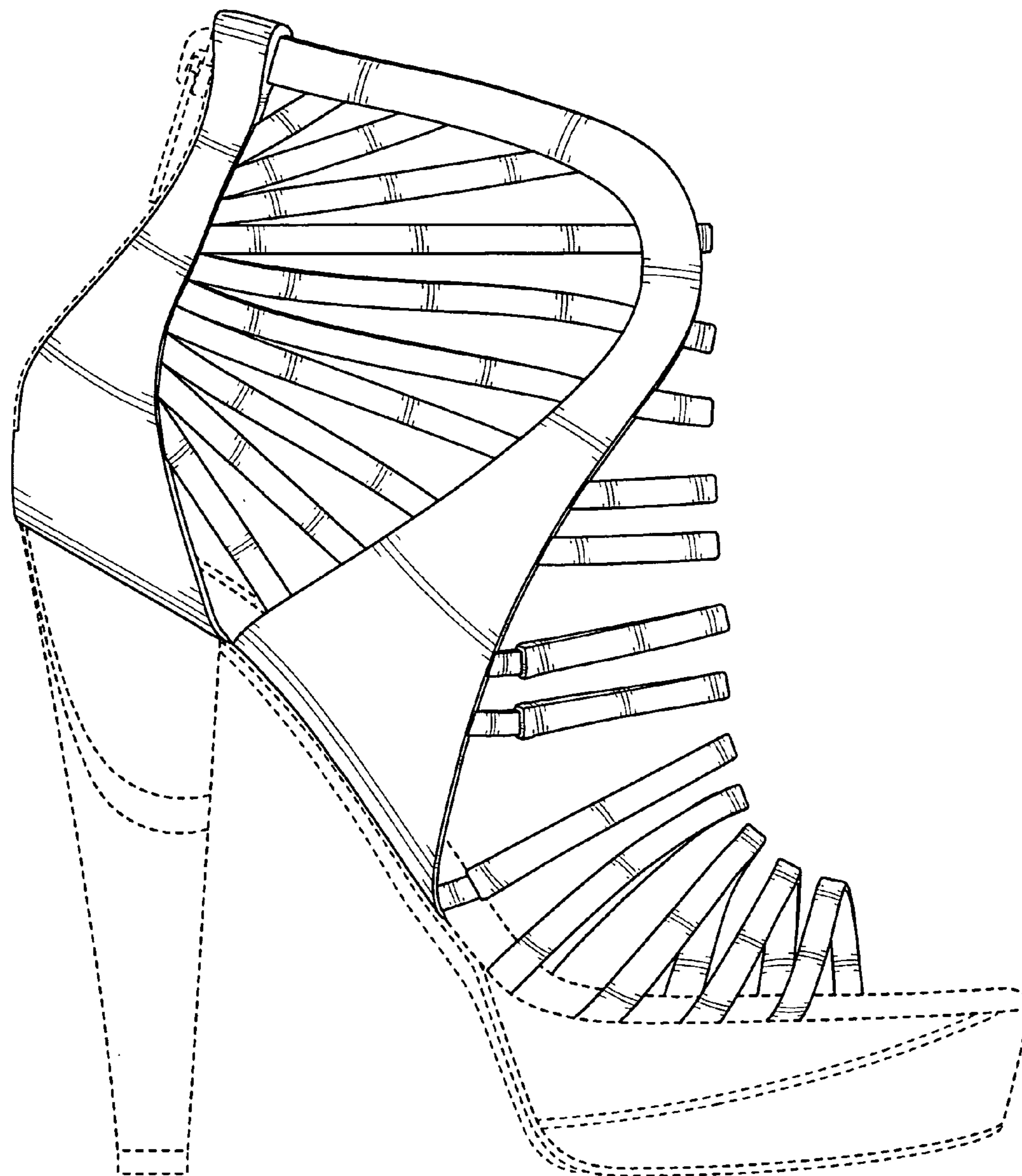


FIG. 2

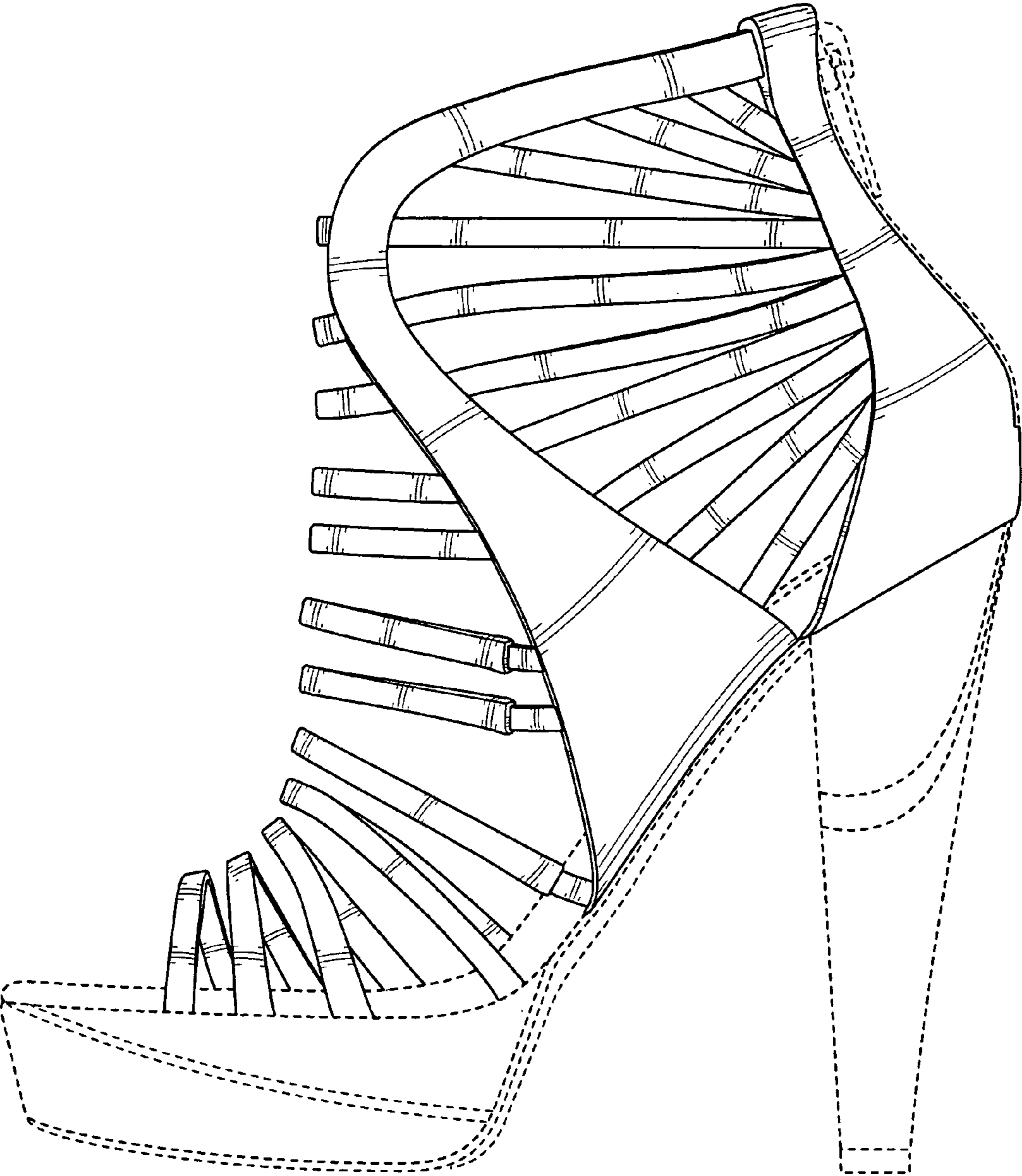


FIG. 3

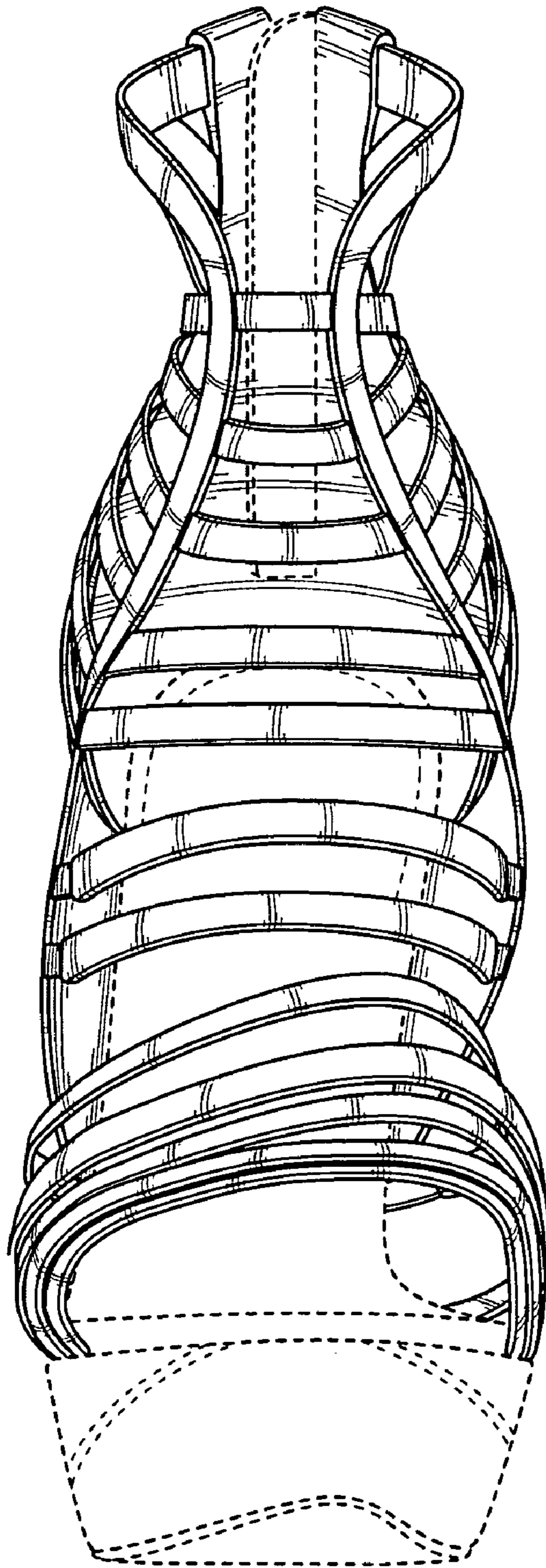


FIG. 4

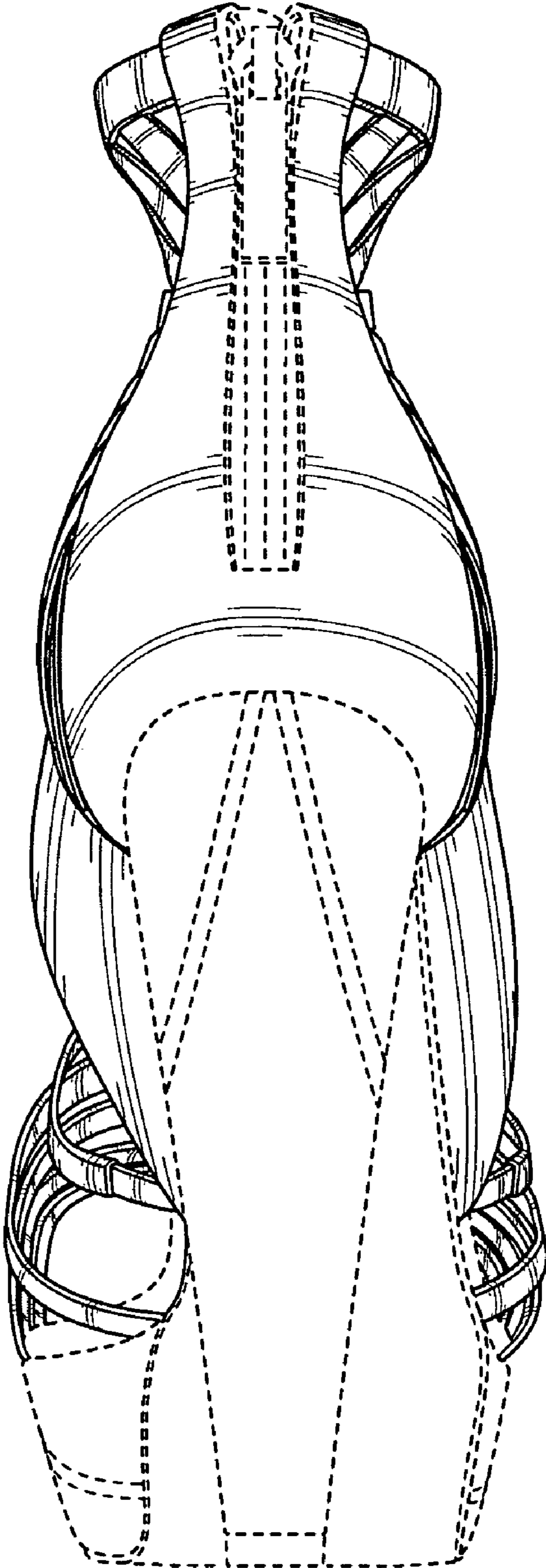


FIG. 5

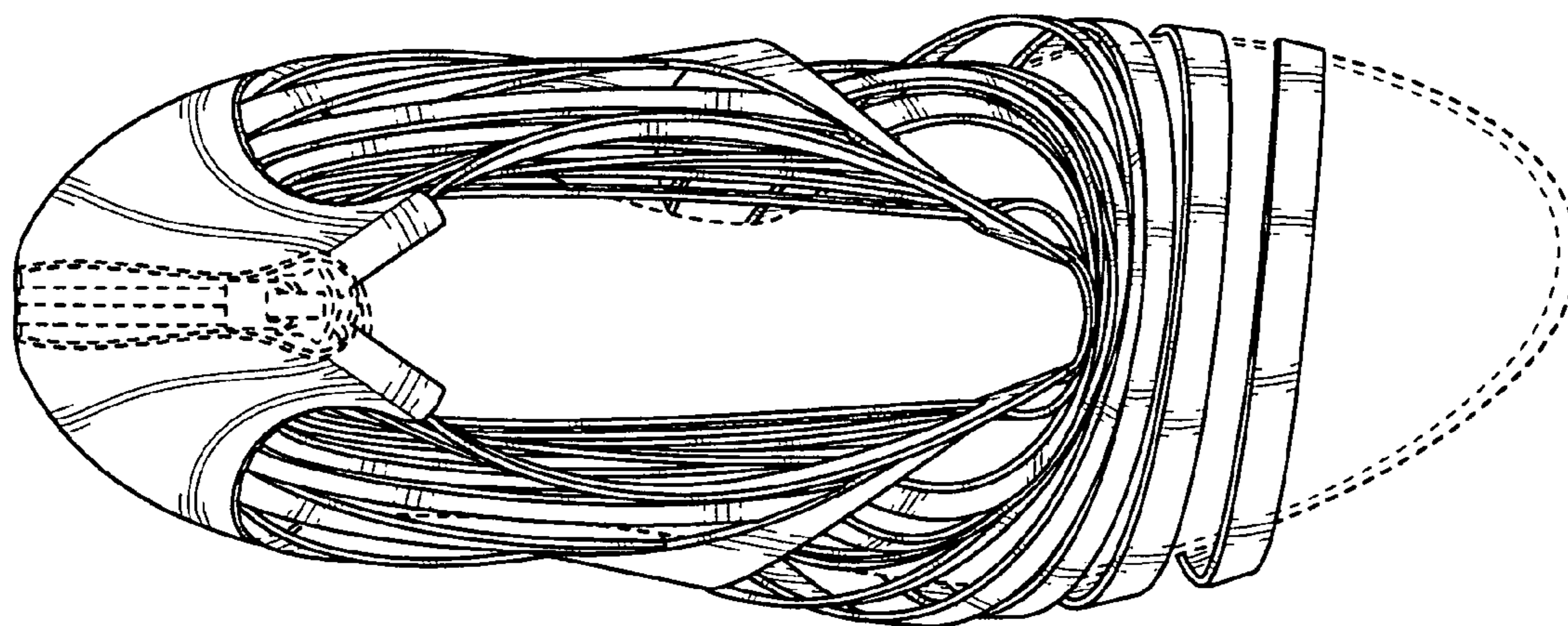


FIG. 6