



US00D636171S

(12) **United States Design Patent**
Guers-Neyraud

(10) **Patent No.:** **US D636,171 S**
(45) **Date of Patent:** **** Apr. 19, 2011**

(54) **FOOTWEAR**

(75) Inventor: **Elisabeth Guers-Neyraud**, Paris (FR)

(73) Assignee: **J. Choo Limited**, London (GB)

(**) Term: **14 Years**

(21) Appl. No.: **29/349,952**

(22) Filed: **May 20, 2010**

(30) **Foreign Application Priority Data**

Nov. 26, 2009 (EM) 001181887-0016
Nov. 26, 2009 (EM) 001181887-0017

(51) **LOC (9) Cl.** **02-99**

(52) **U.S. Cl.** **D2/971**

(58) **Field of Classification Search** D2/896,
D2/916-918, 925-942, 946, 969, 971; 36/1,
36/83, 8.3, 45-58, 104, 108, 76 R
See application file for complete search history.

(56) **References Cited**

U.S. PATENT DOCUMENTS

D102,342 S * 12/1936 Stein D2/931
D102,344 S * 12/1936 Stein D2/931
D103,506 S * 3/1937 Pape D2/932
D103,589 S * 3/1937 Perugia D2/931
D108,481 S * 2/1938 Parker D2/930
D117,379 S * 10/1939 Levin D2/930
D552,338 S 10/2007 Choi et al.

D552,841 S 10/2007 Choi et al.
D554,354 S 11/2007 Guers-Neyrud
D582,137 S * 12/2008 Choi D2/925
D589,696 S 4/2009 Guers-Neyraud
D616,191 S * 5/2010 Lawler D2/971

OTHER PUBLICATIONS

Le Silla, Sandal with Rhinestone-encrusted ankle cuff, Footwear News, vol. 60, No. 7; Feb. 23, 2004; p. 32, No. 4 (Shoe Digest).

* cited by examiner

Primary Examiner — Dominic Simone

(74) *Attorney, Agent, or Firm* — Fross Zelnick Lehrman & Zissu, P.C.; Lawrence E. Apolzon, Esq

(57) **CLAIM**

The ornamental design for footwear, as shown and described.

DESCRIPTION

FIG. 1 is a front perspective view of a shoe showing my footwear design;

FIG. 2 is a left side view of the footwear shown in FIG. 1;

FIG. 3 is a right side view of the footwear shown in FIG. 1;

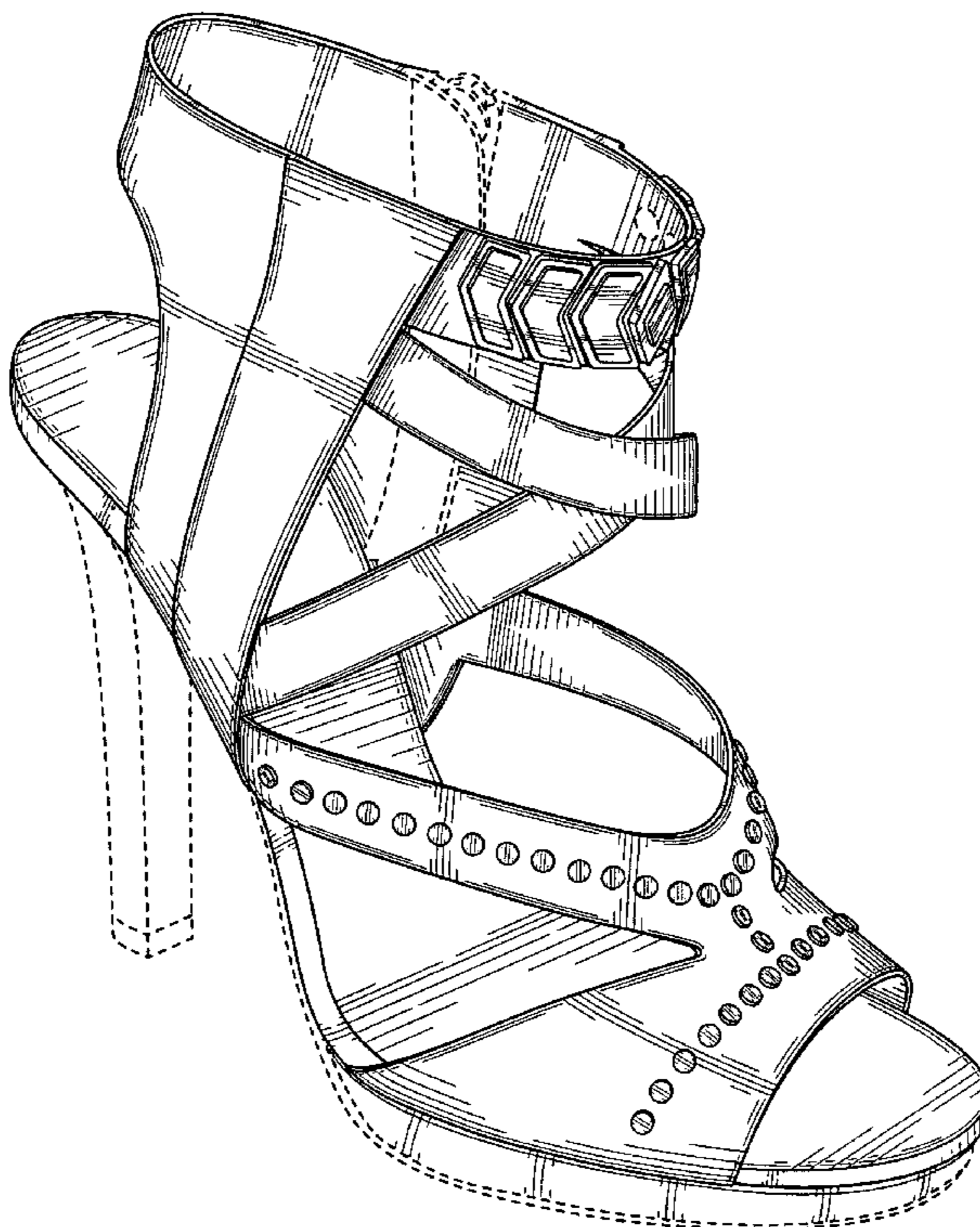
FIG. 4 is a front view of the footwear shown in FIG. 1;

FIG. 5 is a rear view of the footwear shown in FIG. 1; and,

FIG. 6 is a top view of the footwear shown in FIG. 1.

The broken line showing of the sole, platform sole, heel, heel cap, zipper, and zipper cover, is for illustrative purposes only and forms no part of the claimed design.

1 Claim, 6 Drawing Sheets



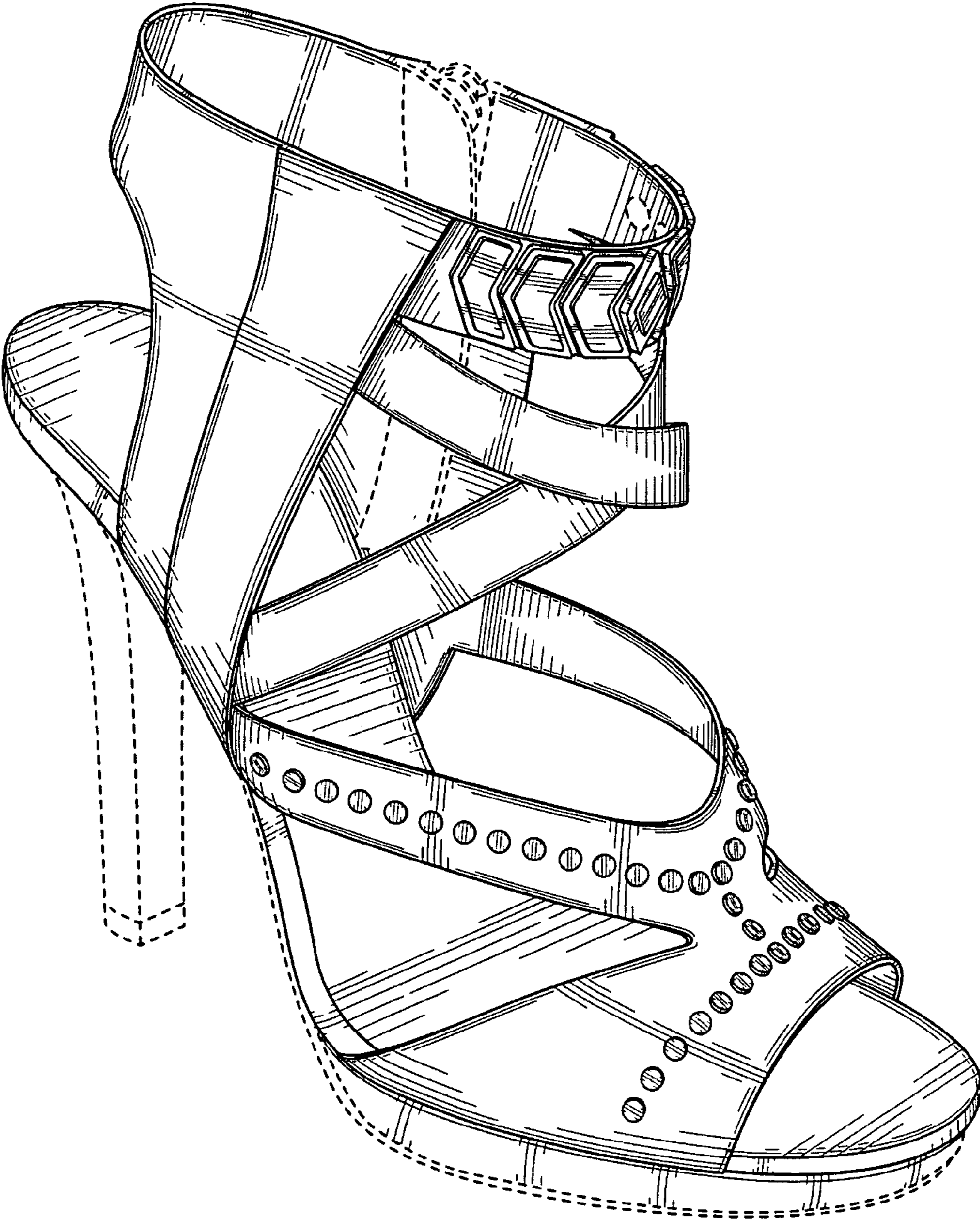


FIG. 1




FIG. 2




FIG. 3

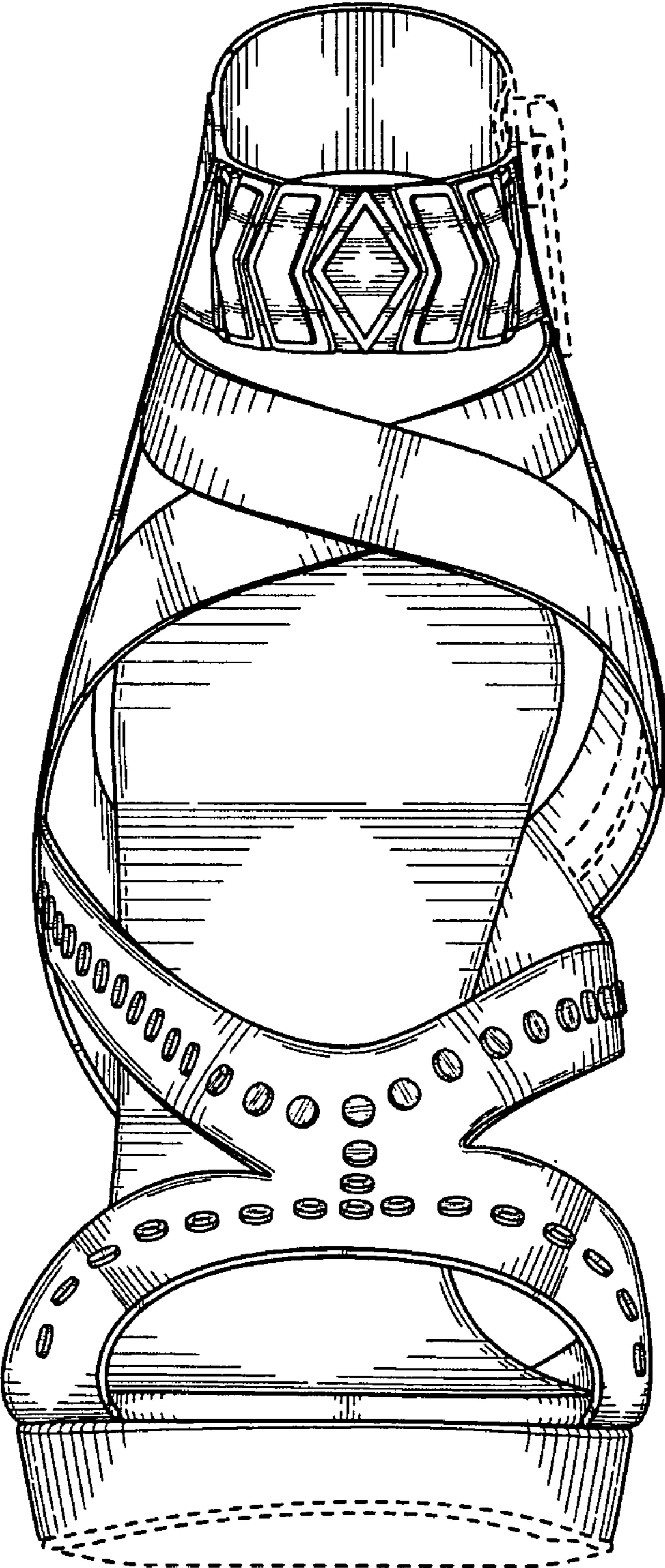


FIG. 4

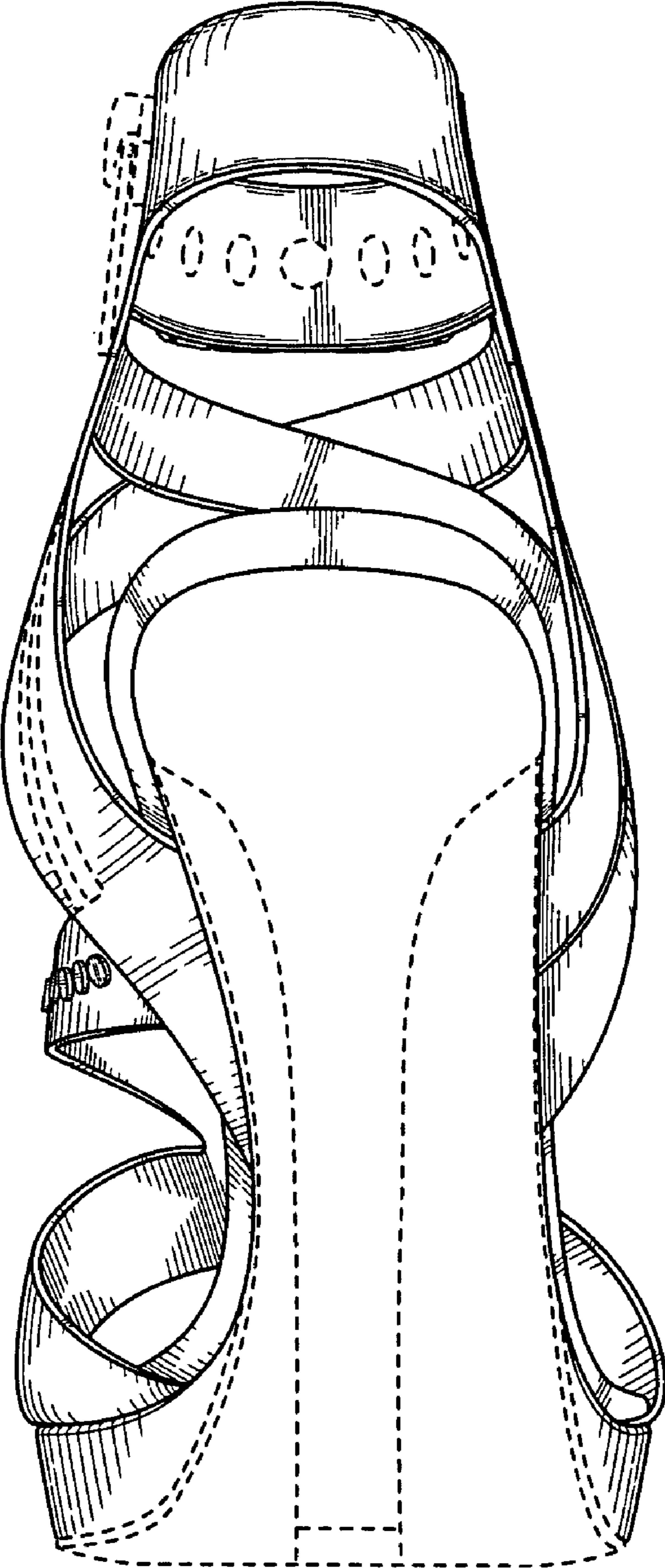


FIG. 5

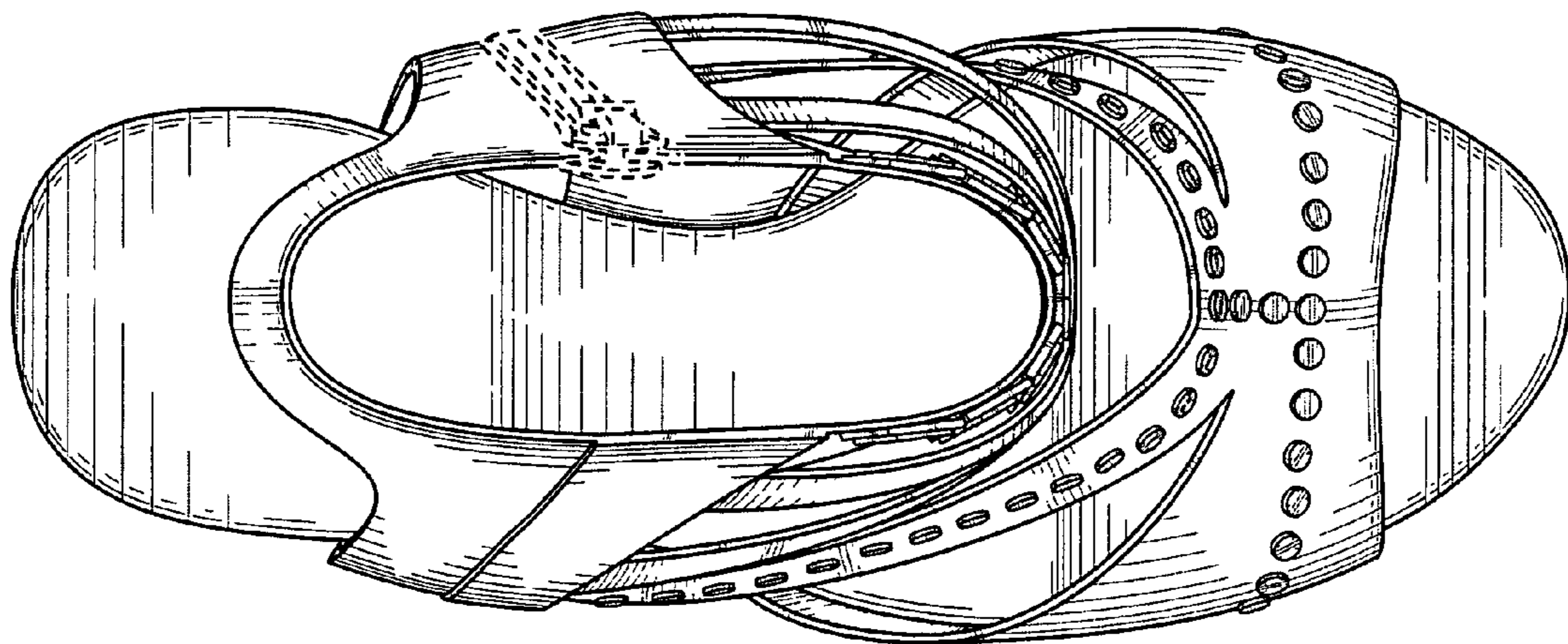


FIG. 6