



US00D636168S

(12) **United States Design Patent**  
**Choi**

(10) **Patent No.:** **US D636,168 S**

(45) **Date of Patent:** **\*\* Apr. 19, 2011**

(54) **FOOTWEAR**

(75) Inventor: **Sandra Choi**, London (GB)

(73) Assignee: **J. Choo Limited**, London (GB)

(\*\*) Term: **14 Years**

(21) Appl. No.: **29/348,568**

(22) Filed: **Jan. 19, 2010**

(30) **Foreign Application Priority Data**

Jul. 21, 2009 (EM) ..... 001589086-0005

(51) **LOC (9) Cl.** ..... **02-99**

(52) **U.S. Cl.** ..... **D2/971**

(58) **Field of Classification Search** ..... D2/896,  
D2/910, 916-918, 925-942, 946, 969, 970,  
D2/971; 36/1, 83, 8.3, 45-58, 104, 107,  
36/76 R

See application file for complete search history.

(56) **References Cited**

**U.S. PATENT DOCUMENTS**

D67,048 S	4/1925	Posner	
D74,655 S *	3/1928	Bohr	D2/939
D82,079 S	9/1930	Daniels	
D92,878 S	7/1934	Bressler	
D94,110 S *	12/1934	Benenati	D2/939
D94,165 S *	12/1934	Samuels	D2/934
D94,166 S *	12/1934	Samuels	D2/937
D94,551 S *	2/1935	Kean	D2/937
D96,620 S *	8/1935	Morali	D2/933
D103,397 S	3/1937	Grossmann	
D104,964 S *	6/1937	Doucette	D2/935
D106,547 S *	10/1937	Sutton	D2/942
D113,126 S *	1/1939	Wagman	D2/932
D113,976 S *	3/1939	Planco	D2/932

D115,200 S *	6/1939	Doree	D2/928
D115,866 S *	7/1939	Sutton	D2/939
D514,301 S *	2/2006	Kelsey	D2/971
D524,022 S *	7/2006	Kelsey	D2/971
D534,341 S *	1/2007	Choi	D2/971
D585,633 S *	2/2009	Lawler	D2/929
D605,394 S *	12/2009	Guers-Neyraud	D2/971
D609,447 S *	2/2010	Choi	D2/971
D616,191 S *	5/2010	Lawler	D2/971
D617,084 S *	6/2010	McDonald	D2/923

**OTHER PUBLICATIONS**

U.S. Appl. No. 29/348,486, filed Jan. 12, 2010; first named inventor: Guers-Neyraud.

U.S. Appl. No. 29/348,491, filed Jan. 12, 2010; first named inventor: Guers-Neyraud.

\* cited by examiner

*Primary Examiner* — Dominic Simone

(74) *Attorney, Agent, or Firm* — Fross Zelnick Lehrman & Zissu, P.C.; Lawrence E. Apolzon, Esq.

(57) **CLAIM**

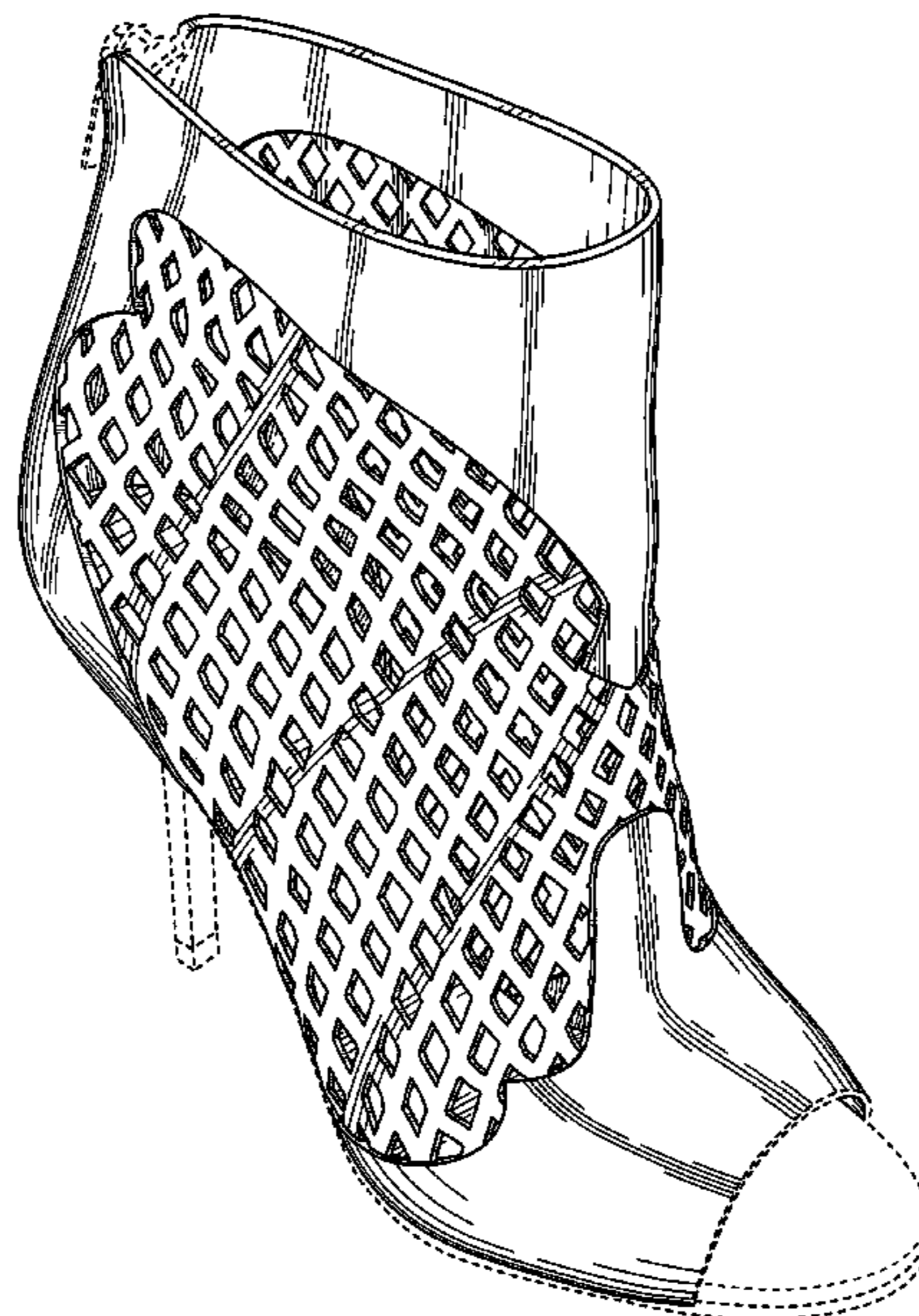
The ornamental design for footwear, as shown and described.

**DESCRIPTION**

FIG. 1 is a front perspective view of a shoe showing my footwear design;  
FIG. 2 is a left side view of the footwear shown in FIG. 1;  
FIG. 3 is a right side view of the footwear shown in FIG. 1;  
FIG. 4 is a front view of the footwear shown in FIG. 1;  
FIG. 5 is a rear view of the footwear shown in FIG. 1; and,  
FIG. 6 is a top view of the footwear shown in FIG. 1.

The broken line showing of the sole, heel, heel cap, zipper, zipper cover, and footbed is for illustrative purposes only and forms no part of the claimed design.

**1 Claim, 6 Drawing Sheets**



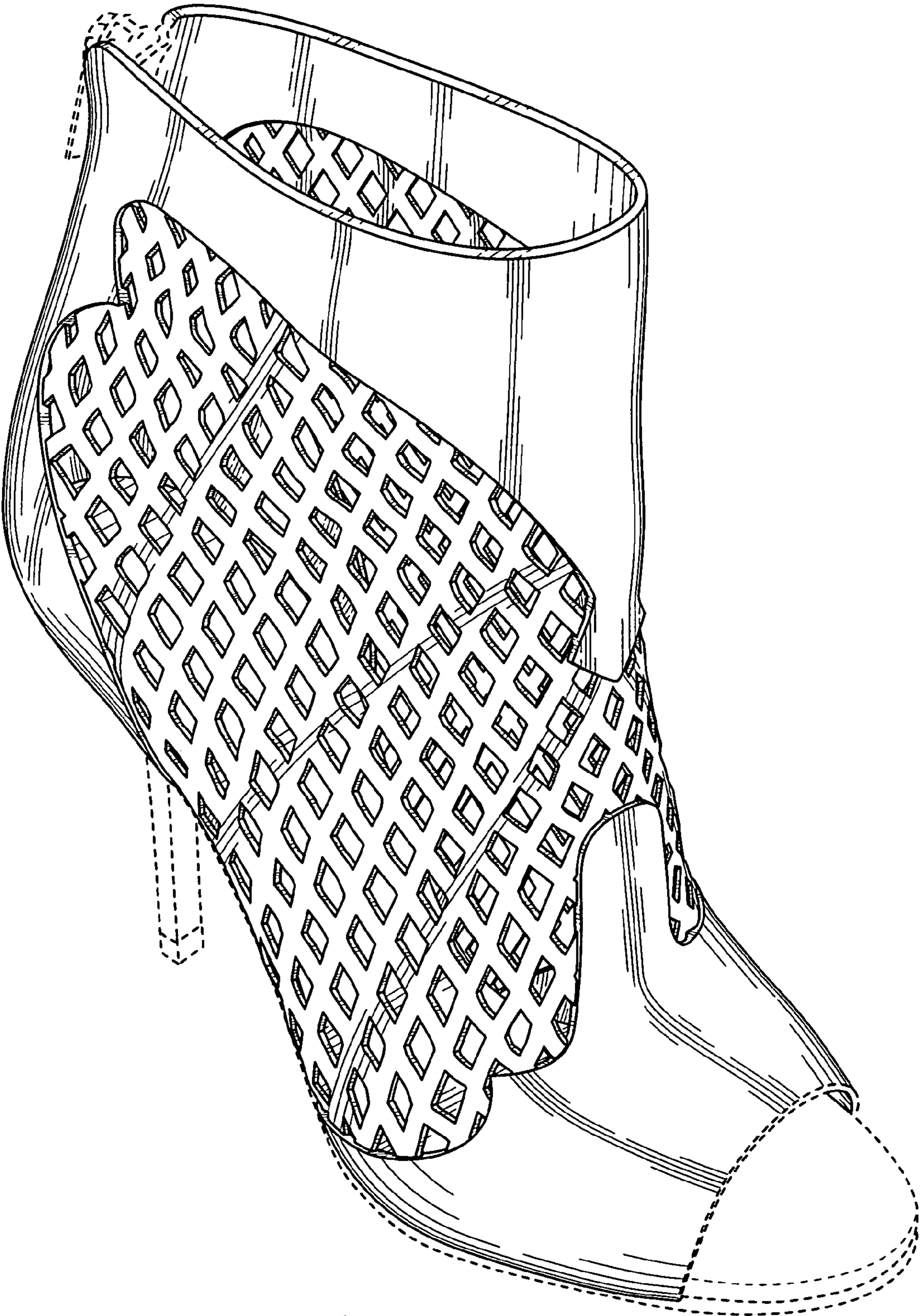


FIG. 1

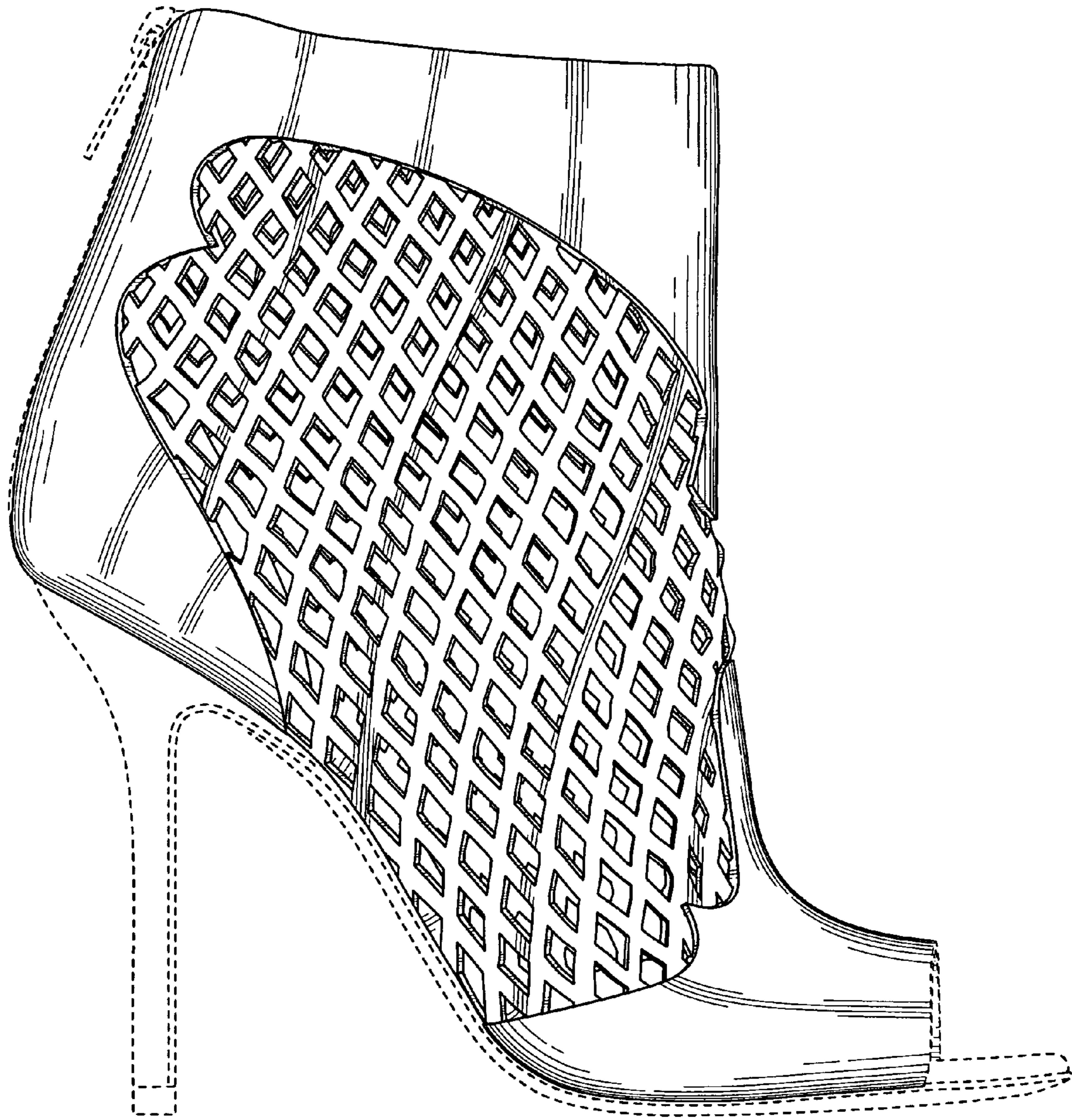


FIG. 2



FIG. 3

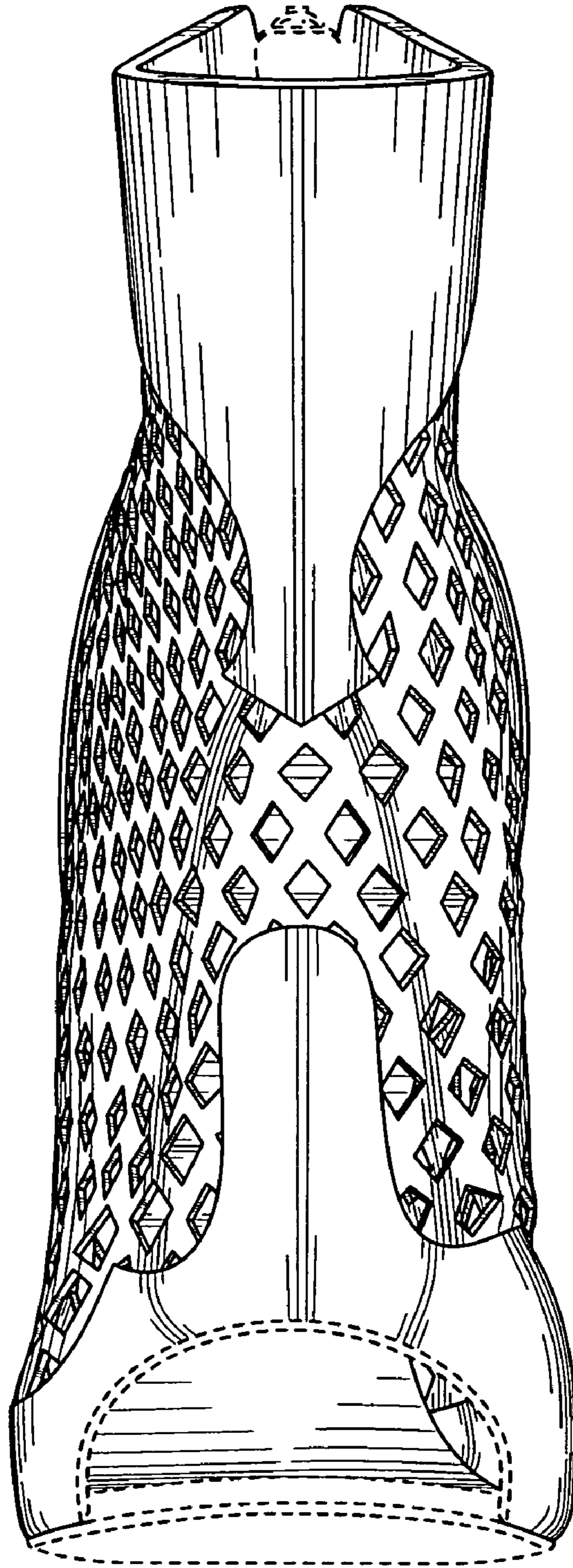


FIG. 4

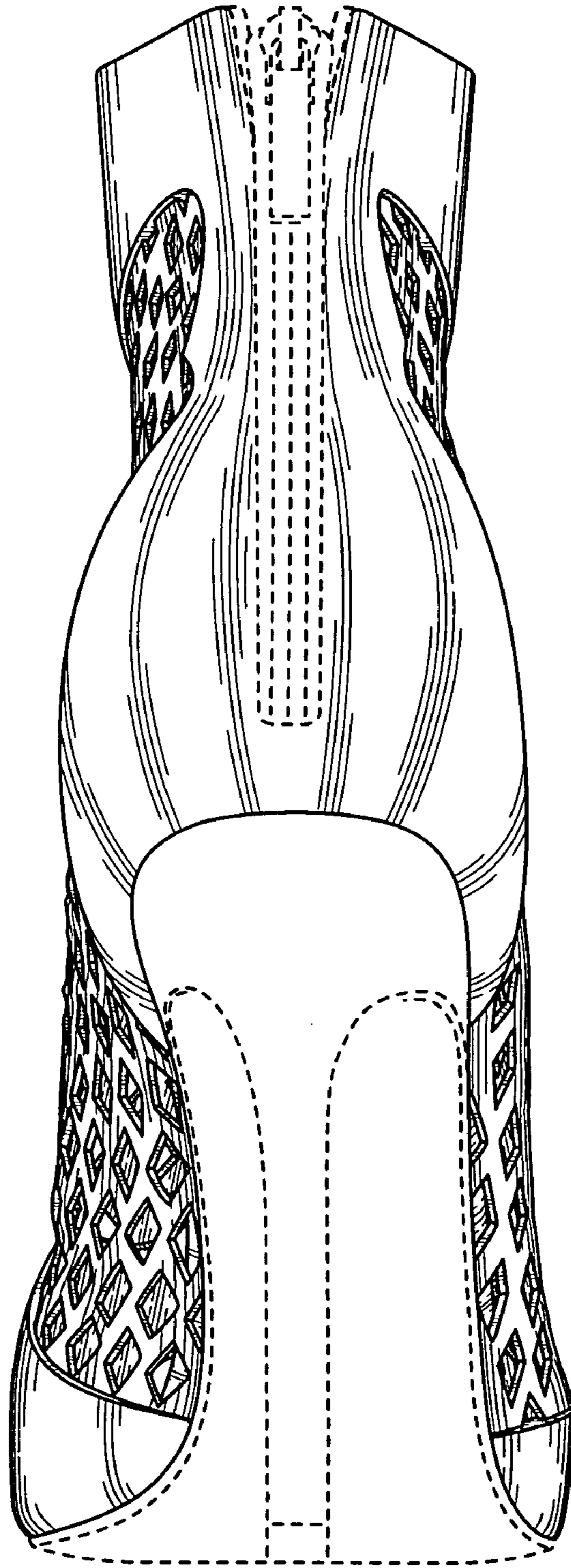


FIG. 5

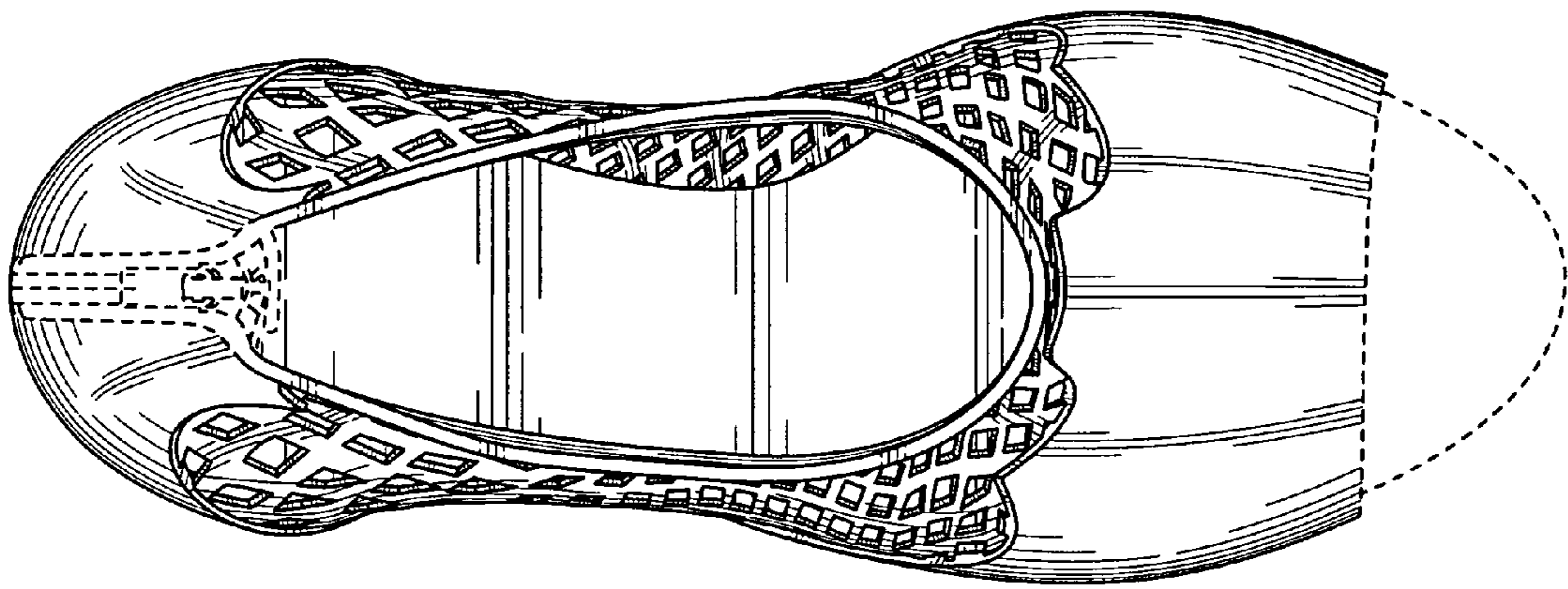


FIG. 6