



US00D636165S

(12) **United States Design Patent**
Guers-Neyraud

(10) **Patent No.:** **US D636,165 S**

(45) **Date of Patent:** **** Apr. 19, 2011**

(54) **FOOTWEAR**

(75) Inventor: **Elisabeth Guers-Neyraud**, Paris (FR)

(73) Assignee: **J. Choo Limited**, London (GB)

(**) Term: **14 Years**

(21) Appl. No.: **29/348,491**

(22) Filed: **Jan. 12, 2010**

(30) **Foreign Application Priority Data**

Jul. 21, 2009 (EM) 001589086-0006

(51) **LOC (9) Cl.** **02-99**

(52) **U.S. Cl.** **D2/971**

(58) **Field of Classification Search** D2/896,
D2/916-918, 925-942, 946, 969, 971; 36/1,
36/83, 8.3, 45-58, 104, 108, 76 R
See application file for complete search history.

(56) **References Cited**

U.S. PATENT DOCUMENTS

D67,048 S	4/1925	Posner	
D74,655 S *	3/1928	Bohr	D2/939
D82,079 S	9/1930	Daniels	
D92,878 S	7/1934	Bressler	
D94,110 S *	12/1934	Benenati	D2/939
D94,165 S *	12/1934	Samuels	D2/934
D94,166 S *	12/1934	Samuels	D2/937
D94,551 S *	2/1935	Kean	D2/937
D96,620 S *	8/1935	Morali	D2/933
D102,188 S *	12/1936	Laurie	D2/930
D102,234 S *	12/1936	Samuels	D2/931
D104,964 S *	6/1937	Doucette	D2/935
D108,481 S *	2/1938	Parker	D2/930

D113,126 S *	1/1939	Wagman	D2/932
D113,976 S *	3/1939	Wagman	D2/932
D115,200 S *	6/1939	Dorée	D2/928
D117,379 S *	10/1939	Levin	D2/930
D534,341 S *	1/2007	Choi	D2/971
D558,438 S *	1/2008	Choi	D2/971
D604,499 S *	11/2009	Issler	D2/971
D605,394 S *	12/2009	Guers-Neyraud	D2/971
D617,084 S *	6/2010	McDonald	D2/923

OTHER PUBLICATIONS

U.S. Appl. No. 29/348,486, filed on Jan. 12, 2010; first named inventor: Guers-Neyraud.

U.S. Appl. No. 29/348,568, filed on Jan. 19, 2010; first named inventor: Choi.

* cited by examiner

Primary Examiner — Dominic Simone

(74) *Attorney, Agent, or Firm* — Fross, Zelnick, Lehrman & Zissu, P.C.; Lawrence E. Apolzon, Esq.

(57) **CLAIM**

The ornamental design for footwear, as shown and described.

DESCRIPTION

FIG. 1 is a front perspective view of a shoe showing my footwear design;

FIG. 2 is a left side view of the footwear shown in FIG. 1;

FIG. 3 is a right side view of the footwear shown in FIG. 1;

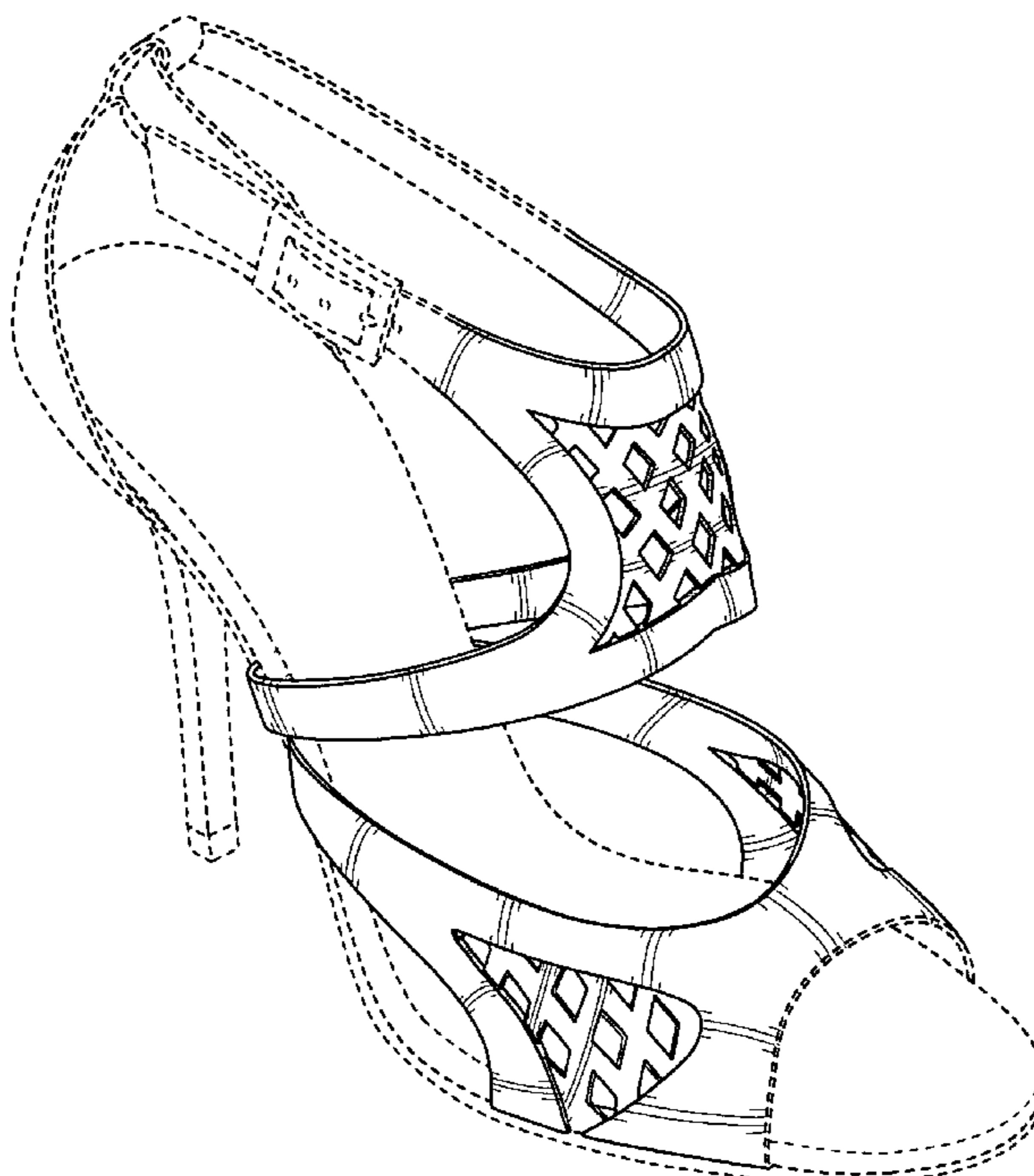
FIG. 4 is a front view of the footwear shown in FIG. 1;

FIG. 5 is a rear view of the footwear shown in FIG. 1; and,

FIG. 6 is a top view of the footwear shown in FIG. 1.

The broken line showing of the sole, heel, heel cap, heel cup, buckle, buckle holes, and footbed is for illustrative purposes only and forms no part of the claimed design.

1 Claim, 6 Drawing Sheets



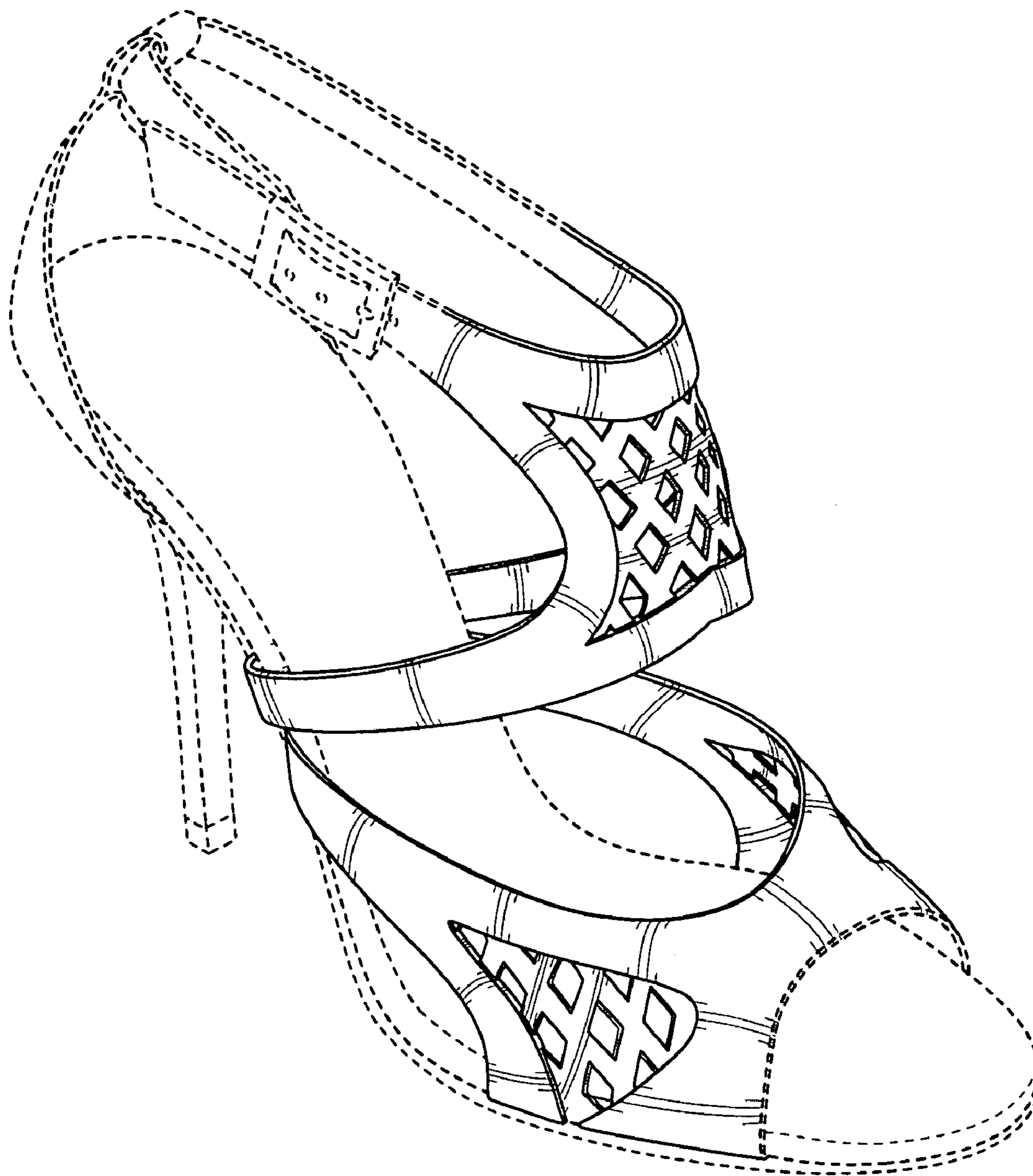


FIG. 1

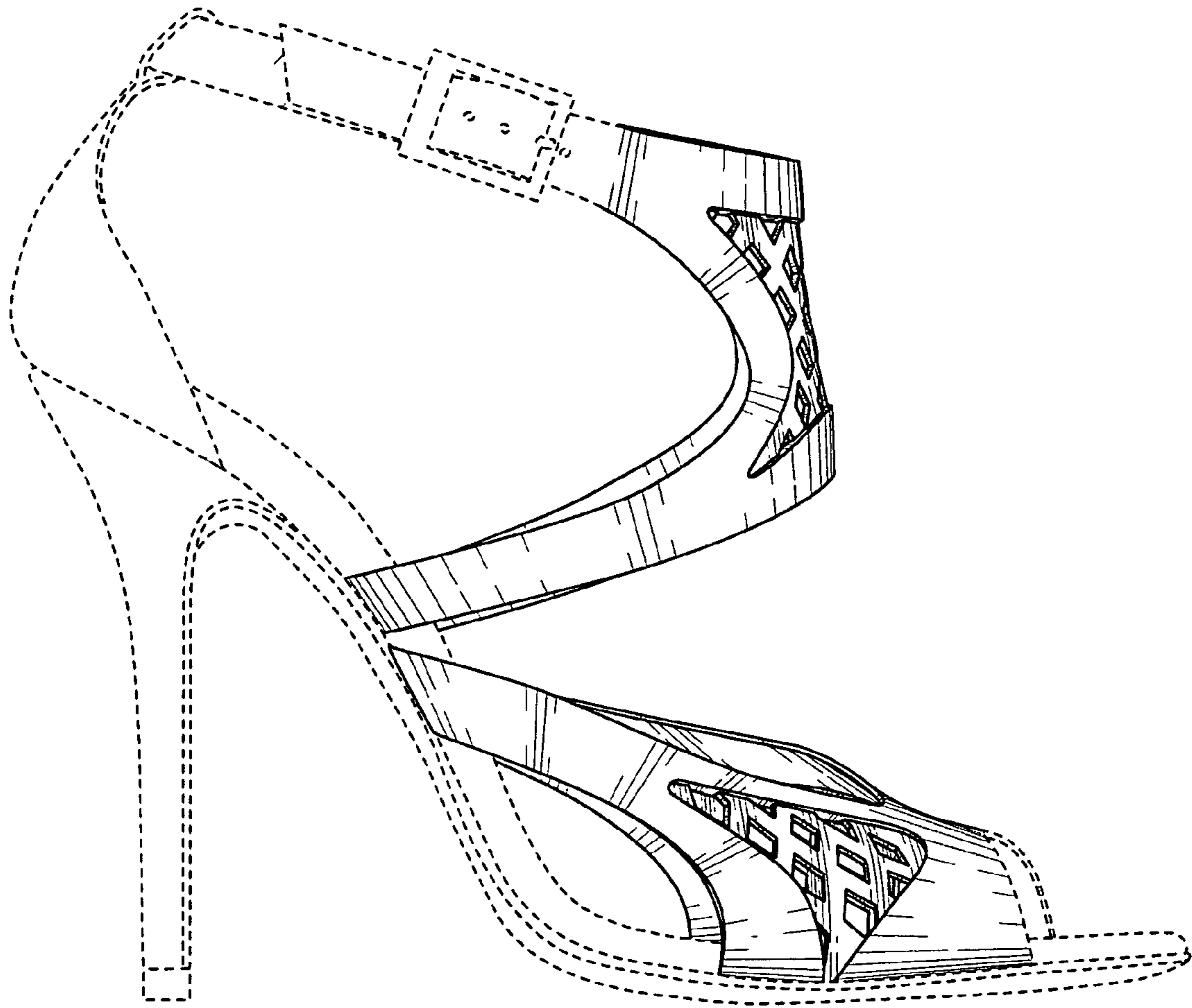


FIG. 2

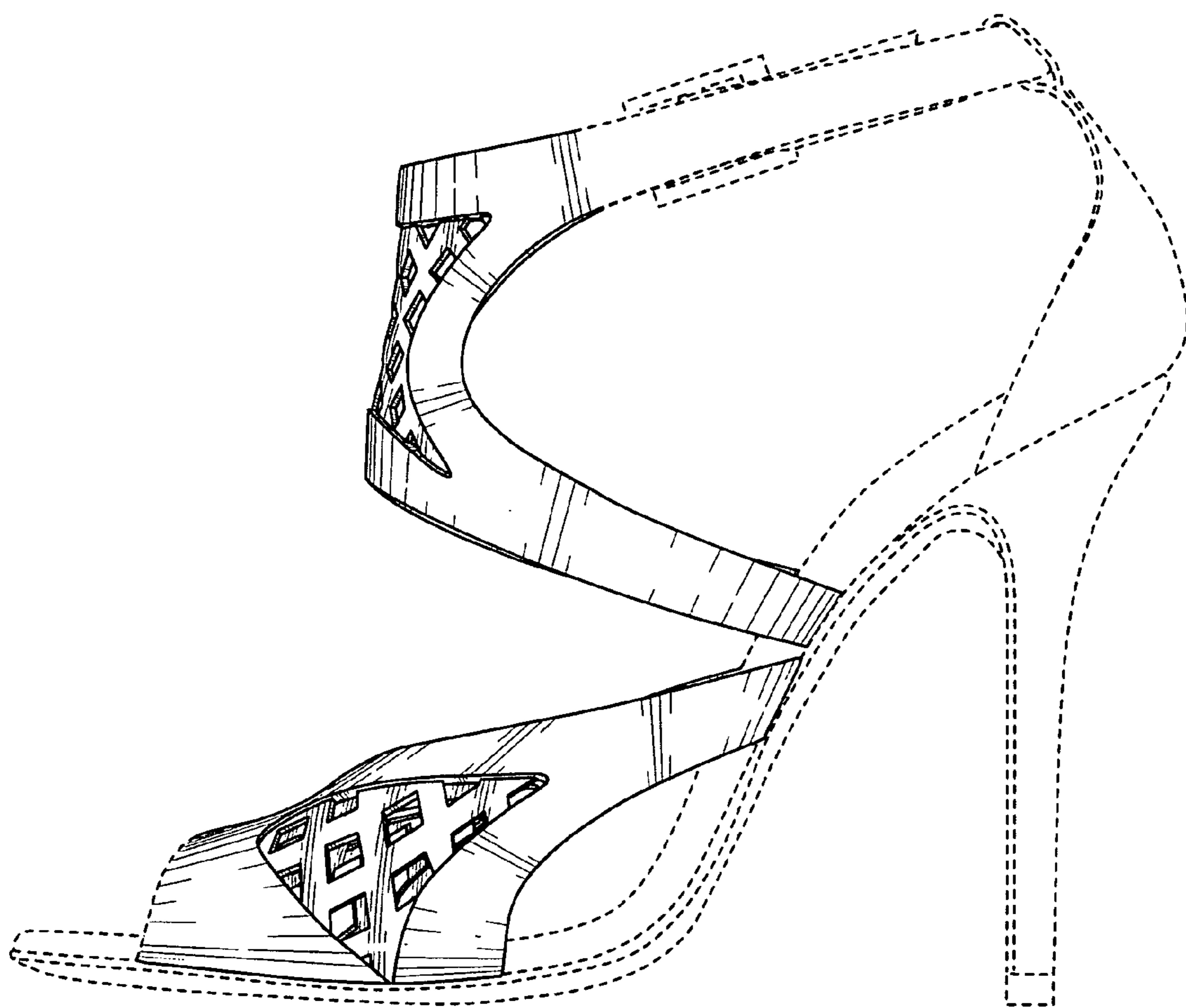


FIG. 3

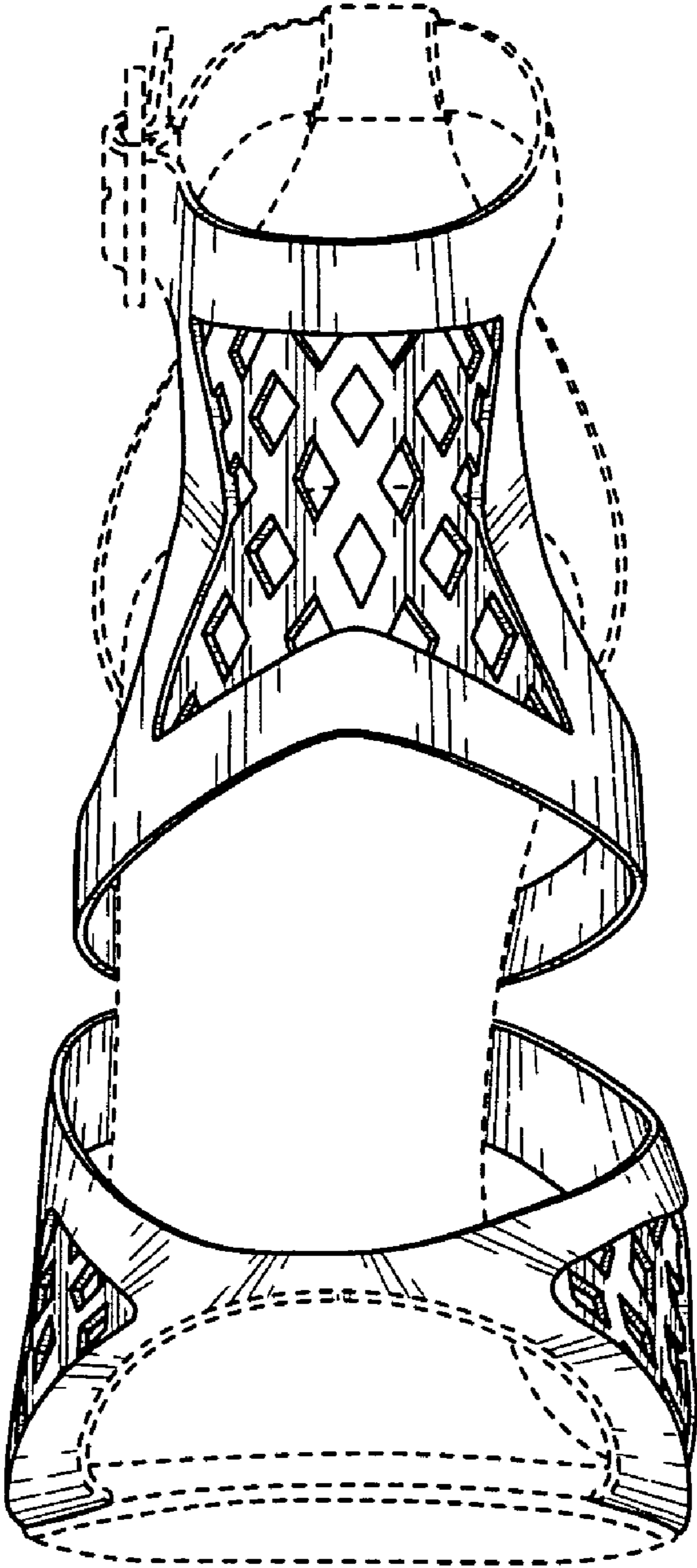


FIG. 4

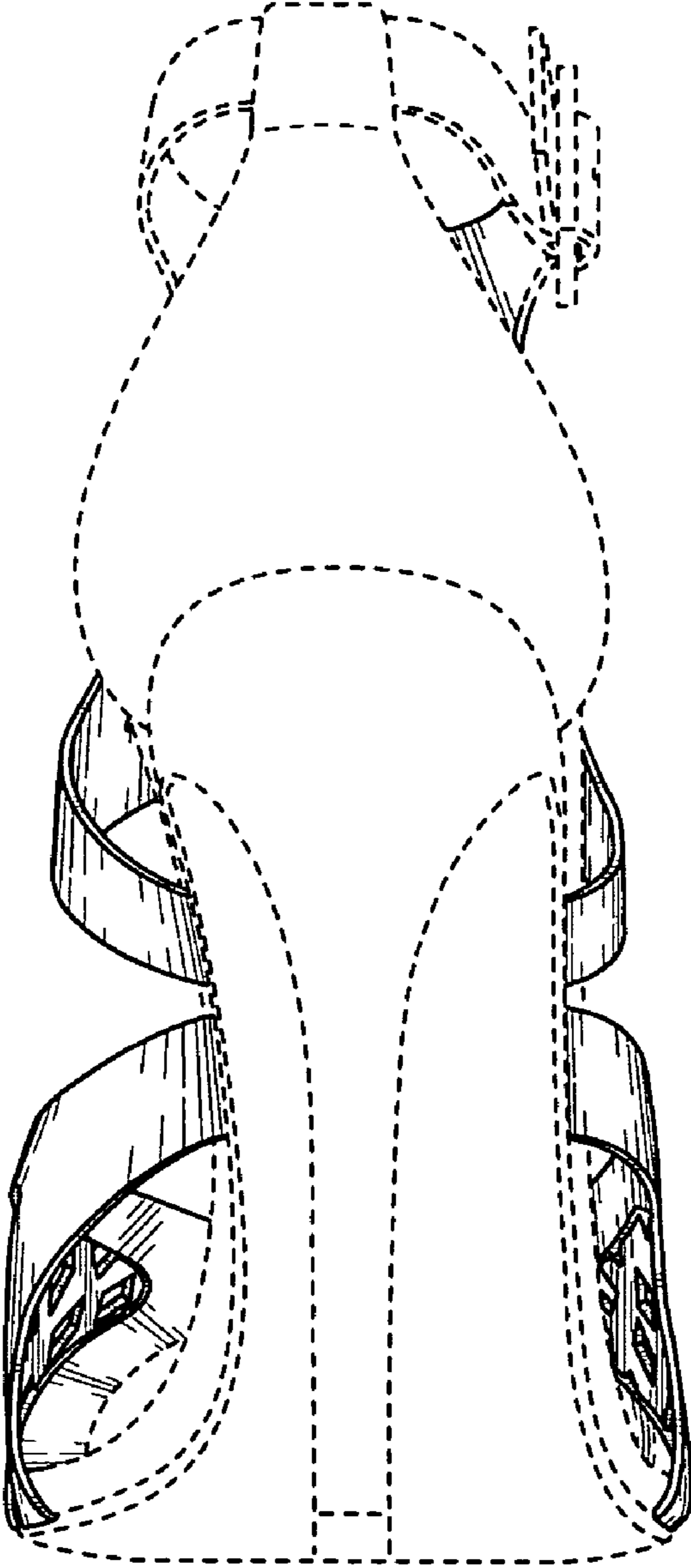


FIG. 5

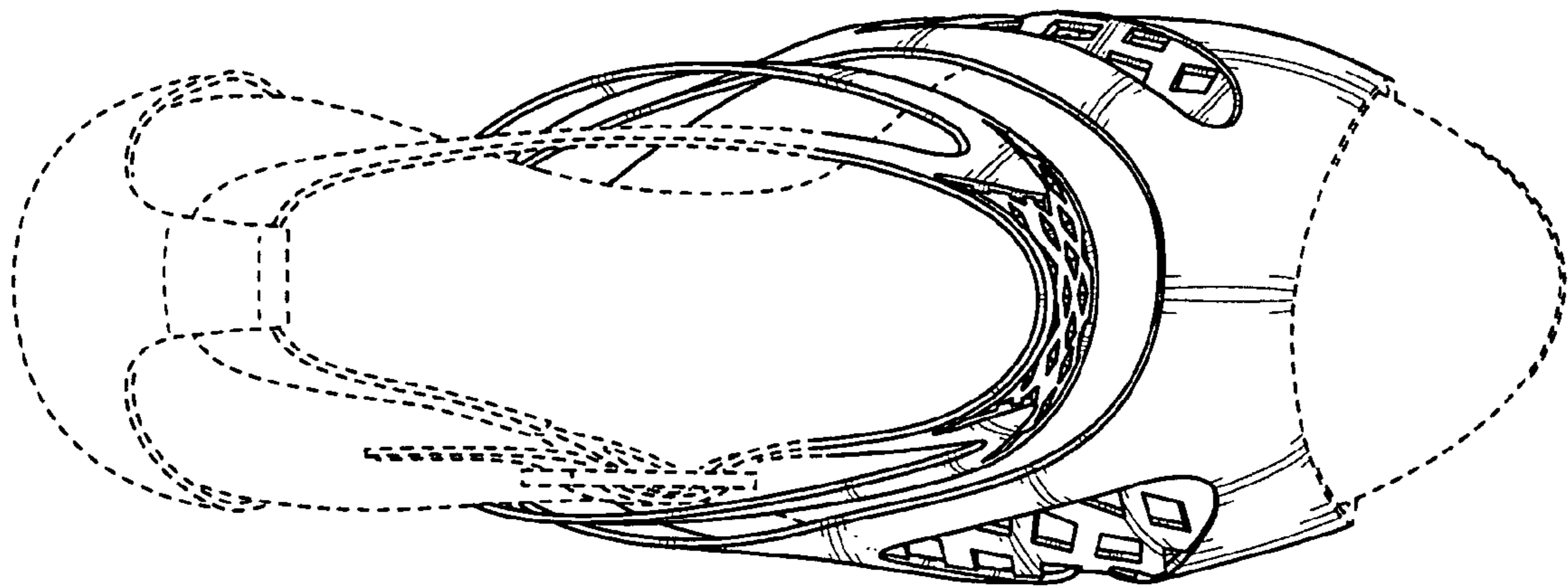


FIG. 6