



US00D636164S

(12) **United States Design Patent**
Guers-Neyraud

(10) **Patent No.:** **US D636,164 S**
(45) **Date of Patent:** **** Apr. 19, 2011**

(54) **FOOTWEAR**

(75) Inventor: **Elisabeth Guers-Neyraud**, Paris (FR)

(73) Assignee: **J. Choo Limited**, London (GB)

(**) Term: **14 Years**

(21) Appl. No.: **29/348,487**

(22) Filed: **Jan. 12, 2010**

(30) **Foreign Application Priority Data**

Jul. 21, 2009 (EP) 001589086-0007

(51) **LOC (9) Cl.** **02-99**

(52) **U.S. Cl.** **D2/971**

(58) **Field of Classification Search** D2/896,
D2/916-918, 925-942, 946, 969, 971; 36/1,
36/83, 8.3, 45-58, 104, 108, 76 R
See application file for complete search history.

(56) **References Cited**

U.S. PATENT DOCUMENTS

D94,513 S *	2/1935	Perugia	D2/930
D94,527 S *	2/1935	Apt	D2/932
D95,333 S *	4/1935	Goldberg	D2/941
D95,499 S *	5/1935	Gilbert	D2/930
D95,963 S	6/1935	Joyce, Jr.	
D99,049 S *	3/1936	Rosenthal	D2/934
D103,584 S *	3/1937	Oswell	D2/930
D103,592 S *	3/1937	Perugia	D2/931

D111,677 S	10/1938	de Liso	
D589,694 S	4/2009	Guers-Neyraud	
D589,696 S *	4/2009	Guers-Neyraud D2/971
D592,385 S *	5/2009	Guers-Neyraud D2/971
D601,788 S *	10/2009	Guers-Neyraud D2/971
D604,936 S	12/2009	Guers-Neyraud	
D613,050 S	4/2010	Lawler	
D615,287 S *	5/2010	Lawler D2/971

* cited by examiner

Primary Examiner — Dominic Simone

(74) *Attorney, Agent, or Firm* — Fross Zelnick Lehrman & Zissu, P.C.; Lawrence E. Apolzon, Esq.

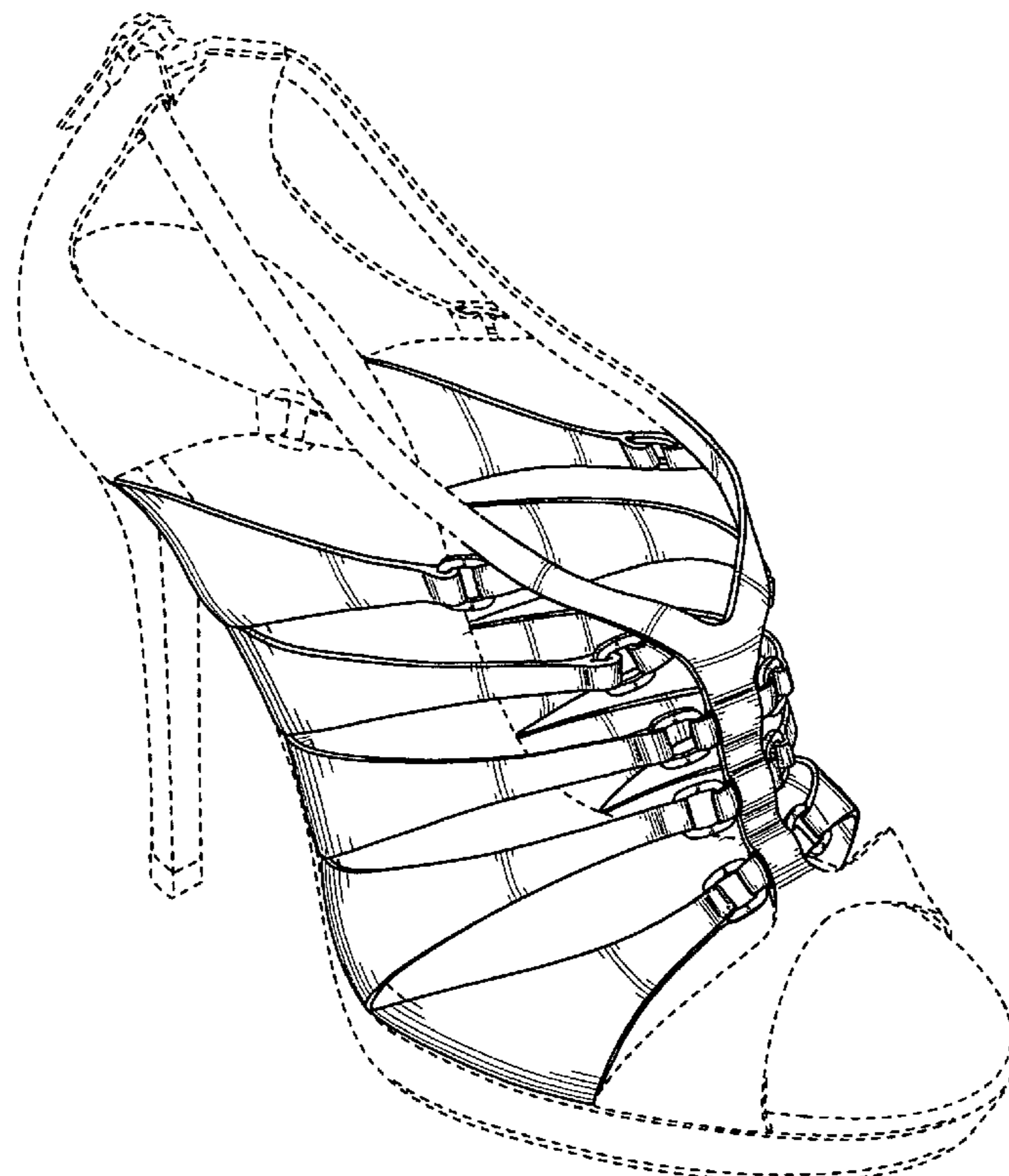
(57) **CLAIM**

The ornamental design for footwear, as shown and described.

DESCRIPTION

FIG. 1 is a front perspective view of a shoe showing my footwear design;
FIG. 2 is a left side view of the footwear shown in FIG. 1;
FIG. 3 is a right side view of the footwear shown in FIG. 1;
FIG. 4 is a front view of the footwear shown in FIG. 1;
FIG. 5 is a rear view of the footwear shown in FIG. 1; and,
FIG. 6 is a top view of the footwear shown in FIG. 1.
The broken line showing of the sole, platform, heel, heel cap, heel cup, zipper, zipper cover, chain links, front and rear strap assemblies, and footbed is for illustrative purposes only and forms no part of the claimed design.

1 Claim, 6 Drawing Sheets



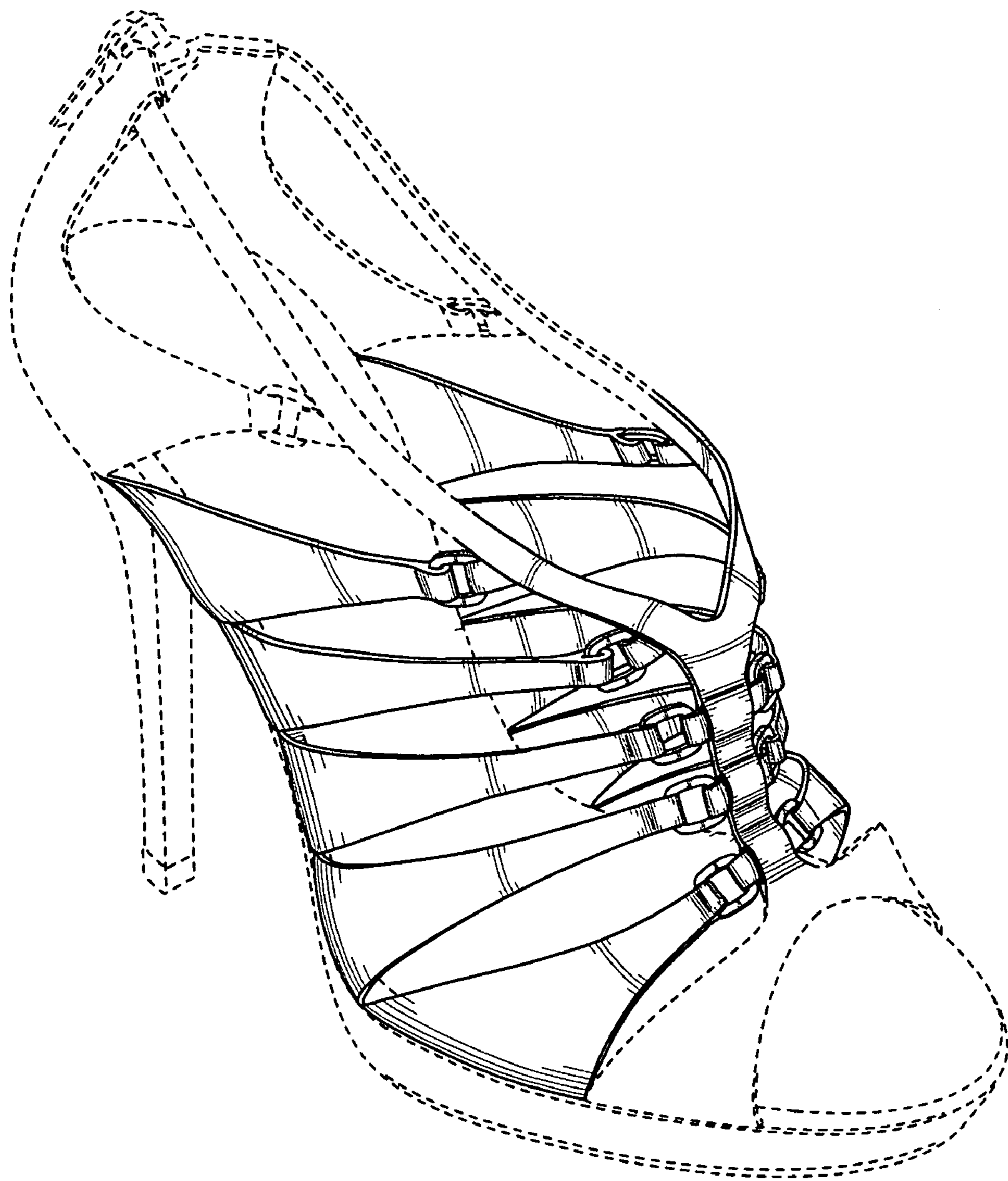


FIG. 1



FIG. 2

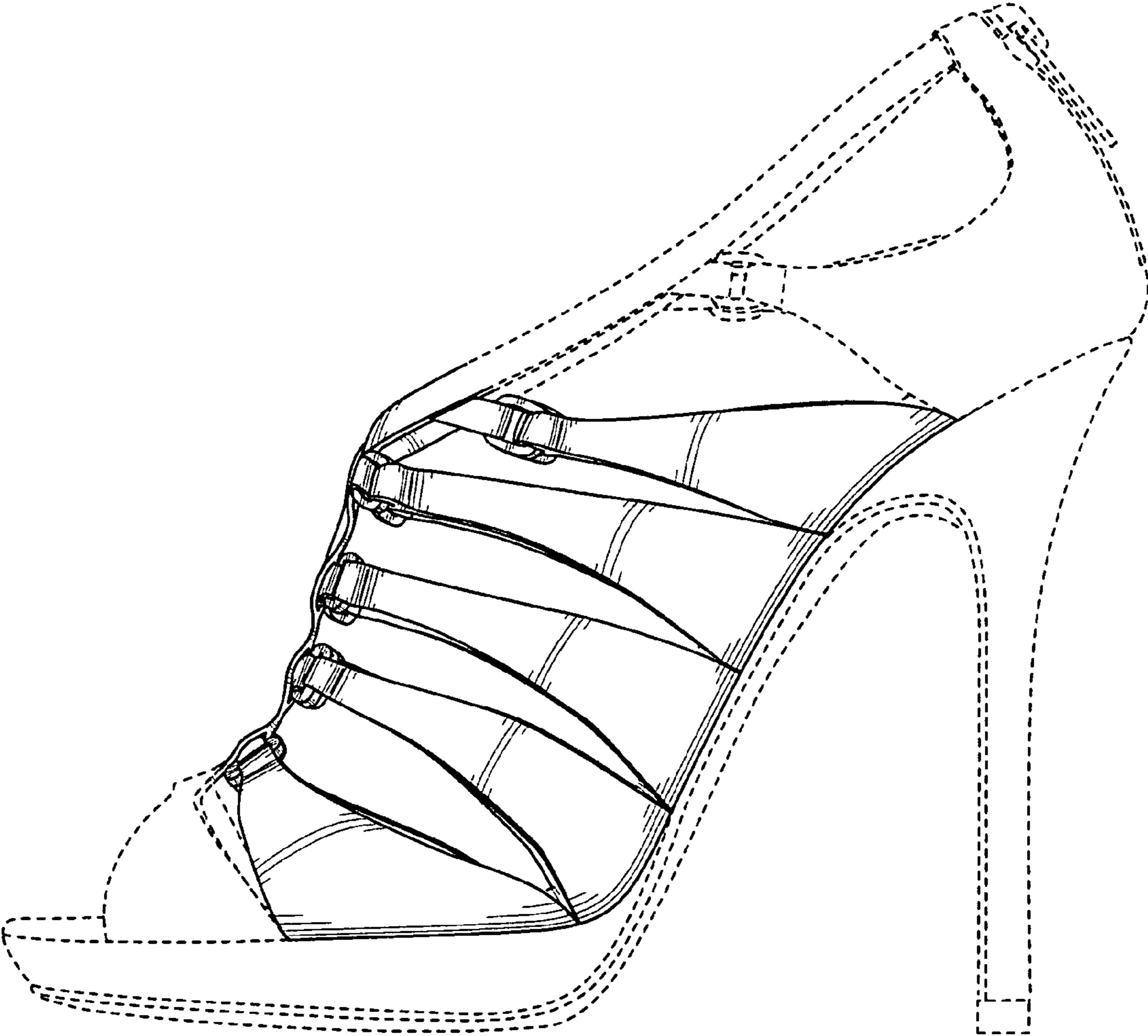


FIG. 3

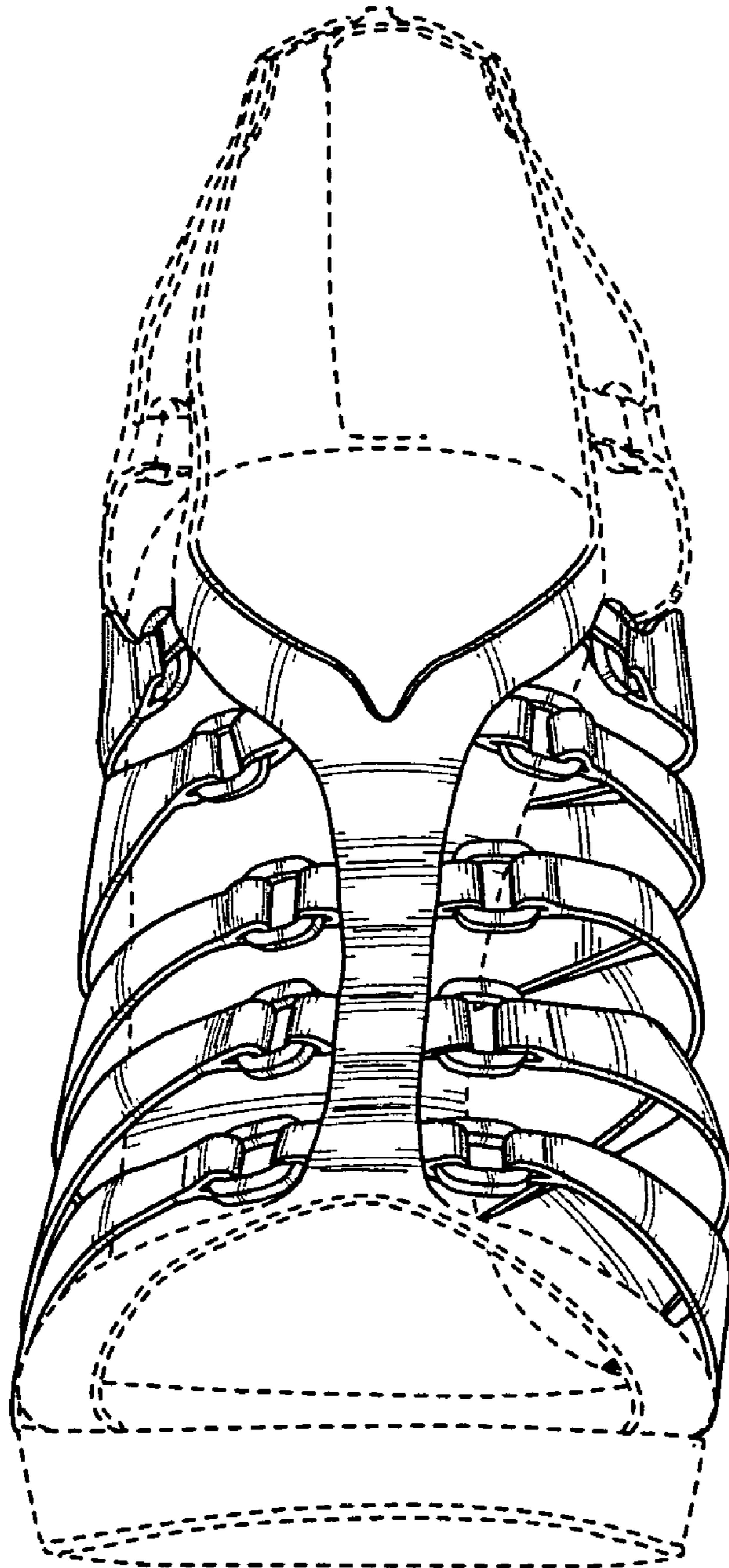


FIG. 4

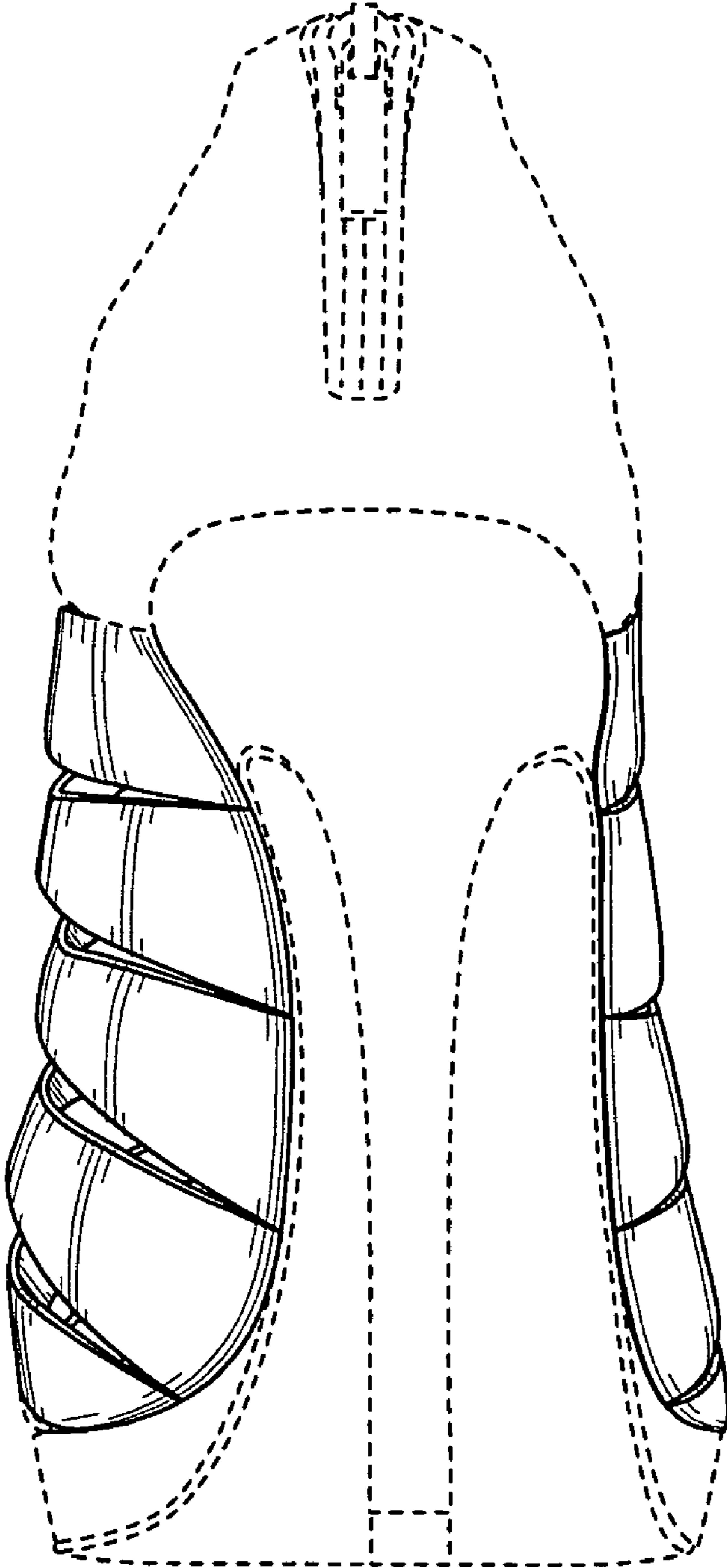


FIG. 5

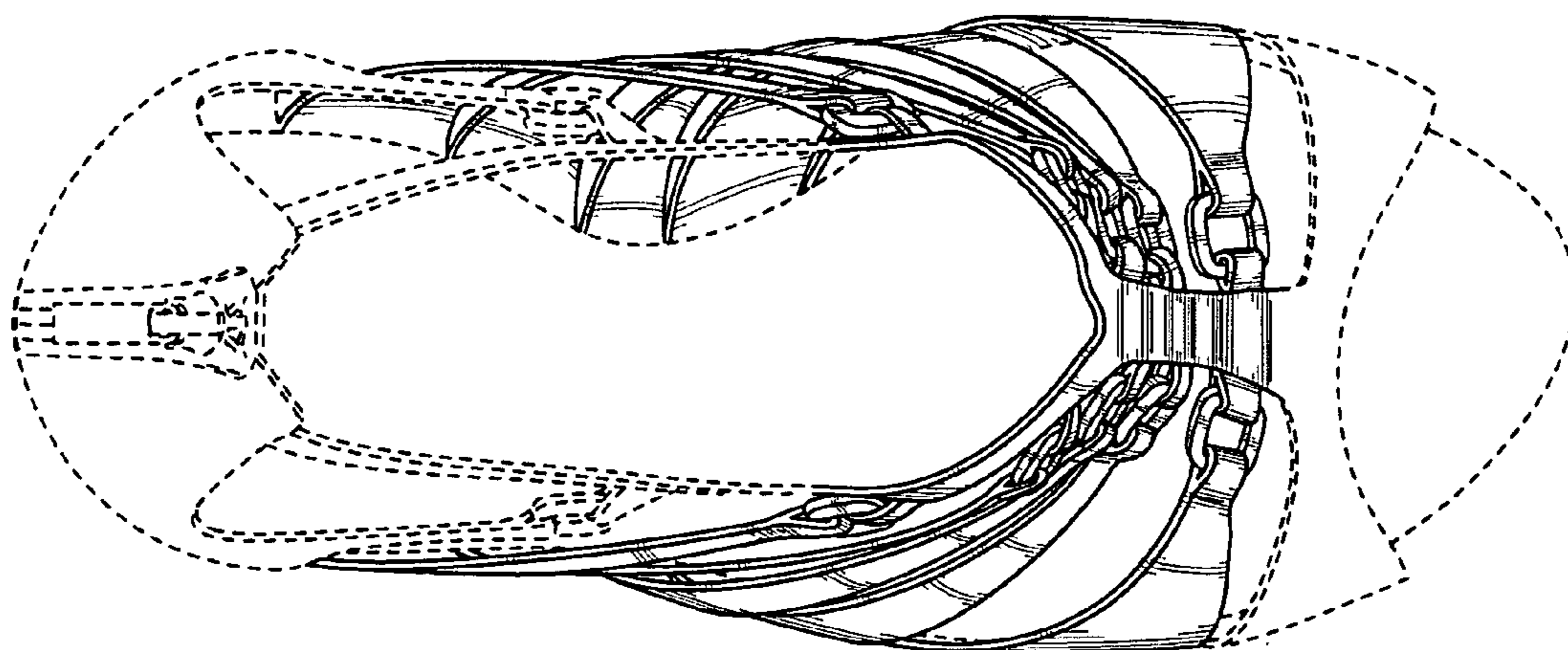


FIG. 6