



US00D636157S

(12) **United States Design Patent**
Nascimento

(10) **Patent No.:** **US D636,157 S**
(45) **Date of Patent:** **** Apr. 19, 2011**

(54) **SHOE OUTSOLE**

(75) Inventor: **Chris Nascimento**, Beaverton, OR (US)

(73) Assignee: **Columbia Sportswear North America, Inc.**, Portland, OR (US)

(**) Term: **14 Years**

(21) Appl. No.: **29/343,908**

(22) Filed: **Sep. 21, 2009**

(51) **LOC (9) Cl.** **02-04**

(52) **U.S. Cl.** **D2/951**

(58) **Field of Classification Search** D2/902,
D2/906, 908, 916, 918, 925, 946, 947, 951-954,
D2/956-962, 977; 36/3 B, 22 R, 24.5, 25 R,
36/28, 32 R, 34 R, 59 C, 67 A, 103
See application file for complete search history.

(56) **References Cited**

U.S. PATENT DOCUMENTS

D275,715 S *	10/1984	Boone	D2/994
D324,448 S *	3/1992	Blissett	D2/953
D334,657 S *	4/1993	Smith	D2/956
5,351,421 A *	10/1994	Miers	36/128
D352,156 S *	11/1994	Purdom	D2/954
D380,289 S *	7/1997	Sand	D2/959
D396,947 S *	8/1998	Serna	D2/959
D429,552 S *	8/2000	Kern	D2/953
D456,982 S *	5/2002	Rogers	D2/957
D468,518 S *	1/2003	Sedlbauer	D2/959
D496,149 S *	9/2004	Belley et al.	D2/960

D499,239 S *	12/2004	Burg et al.	D2/959
D499,878 S *	12/2004	Rask	D2/977
D503,522 S *	4/2005	Schoenborn et al.	D2/952
D545,035 S *	6/2007	Roulo	D2/959
D545,036 S *	6/2007	Roulo	D2/959
D550,431 S *	9/2007	Schoenborn et al.	D2/952
D587,442 S *	3/2009	Robinson et al.	D2/959
D607,193 S *	1/2010	Recchi	D2/959
D608,999 S *	2/2010	McClaskie	D2/959
D611,236 S *	3/2010	Dombrow	D2/954
2006/0137219 A1 *	6/2006	Xavier et al.	36/25 R
2006/0283047 A1 *	12/2006	Schoenborn et al.	36/28
2010/0115796 A1 *	5/2010	Pulli	36/103
2010/0126043 A1 *	5/2010	Loverin et al.	36/103

* cited by examiner

Primary Examiner — T. Chase Nelson

(74) *Attorney, Agent, or Firm* — Schwabe, Williamson & Wyatt, P.C.

(57) **CLAIM**

I claim the ornamental design for a shoe outsole, as shown and described.

DESCRIPTION

FIG. 1 is an elevational view of a shoe outsole showing the claimed design in association with the remainder of the outsole shown in broken lines;

FIG. 2 is a left elevational view thereof;

FIG. 3 is a right elevational view thereof;

FIG. 4 is a rear elevational view thereof; and,

FIG. 5 is a second elevational view of a shoe outsole in accordance with the claimed design.

1 Claim, 4 Drawing Sheets




FIG. 1

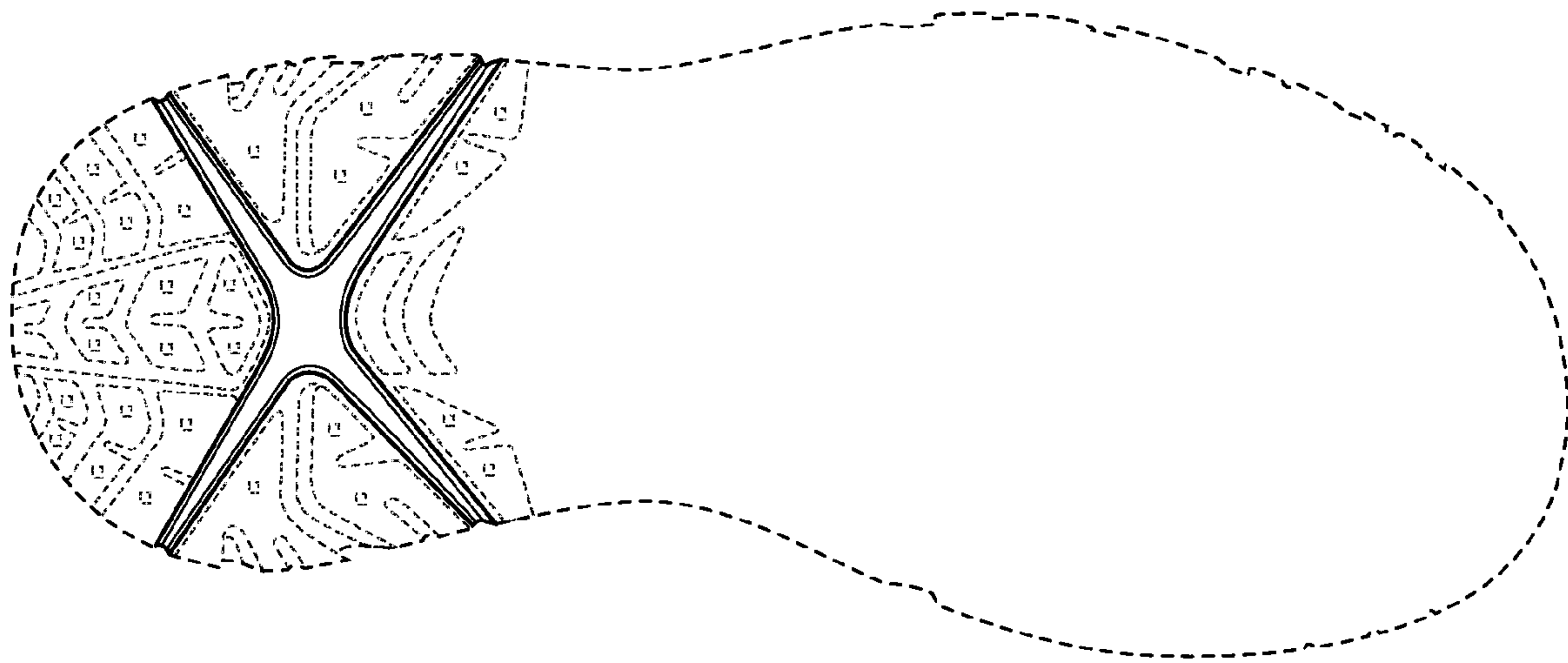


FIG. 2




FIG. 3

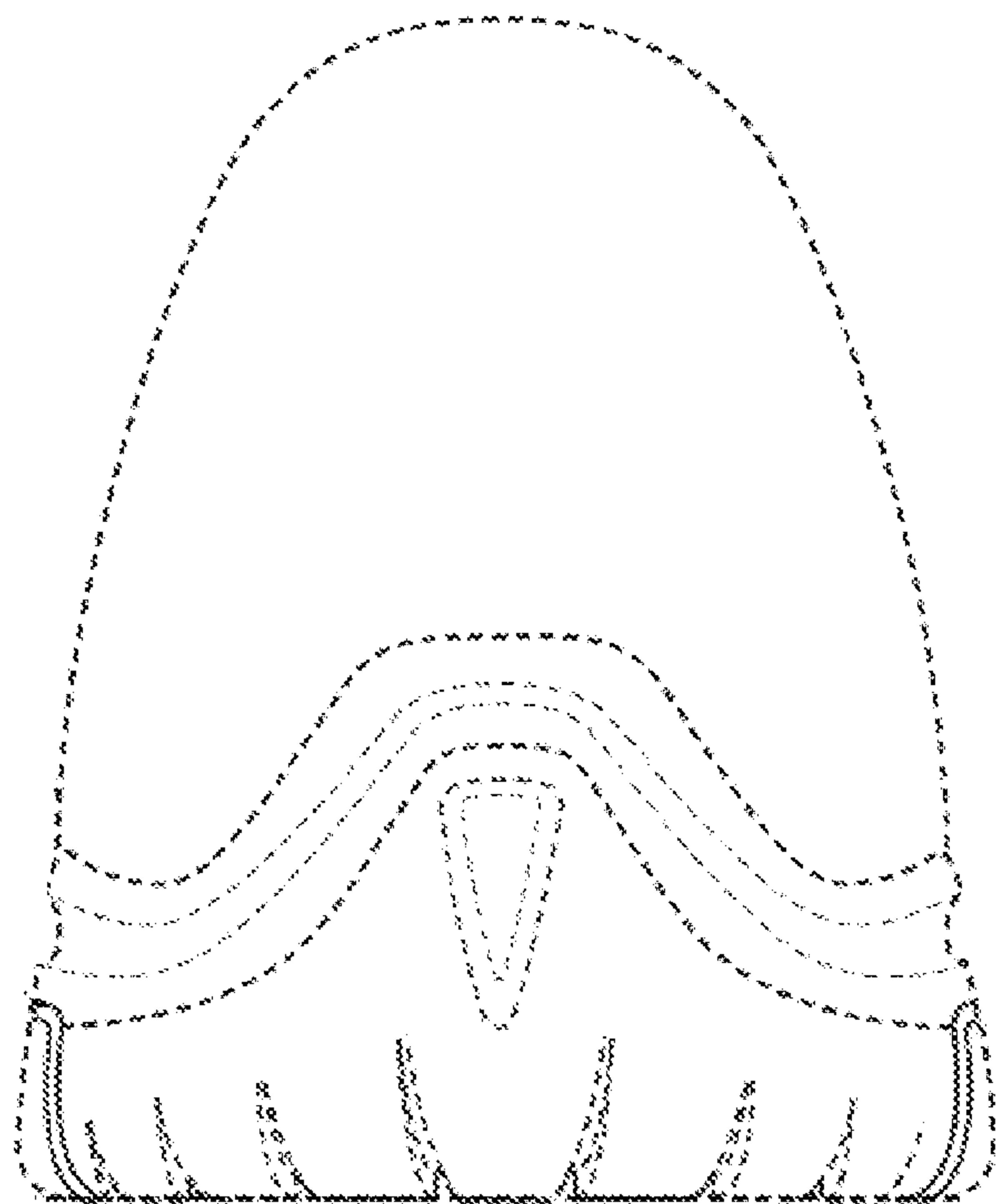



FIG. 4

FIG. 5

