



US00D636153S

(12) **United States Design Patent**  
**Schrab**

(10) **Patent No.:** **US D636,153 S**

(45) **Date of Patent:** **\*\* Apr. 19, 2011**

(54) **HEADBAND**

(75) **Inventor:** **Gregory M. Schrab**, Shoreview, MN  
(US)

(73) **Assignee:** **Tenacious Holdings, Inc.**, St. Paul, MN  
(US)

(\*\*) **Term:** **14 Years**

(21) **Appl. No.:** **29/377,175**

(22) **Filed:** **Oct. 18, 2010**

**Related U.S. Application Data**

(62) Division of application No. 29/366,249, filed on Jul. 22, 2010, now Pat. No. Des. 627,955.

(51) **LOC (9) Cl.** ..... **02-03**

(52) **U.S. Cl.** ..... **D2/881**

(58) **Field of Classification Search** ..... D2/865-895;  
2/DIG. 11, 171-200.3

See application file for complete search history.

(56) **References Cited**

**U.S. PATENT DOCUMENTS**

631,828	A *	8/1899	Sinzheimer	2/127
751,033	A *	2/1904	Weed	132/312
1,273,765	A *	7/1918	Gavin	2/84
1,562,990	A *	11/1925	Rappaport	40/329
1,830,639	A *	11/1931	Walter	2/115
D117,724	S	11/1939	Steinberg	
2,193,271	A *	3/1940	Cowherd	2/171
2,783,474	A *	3/1957	Campagna	2/171
3,360,802	A *	1/1968	Kasamatsu	2/207
4,468,818	A *	9/1984	Flannery	2/207
4,520,510	A *	6/1985	Daigle	2/452
4,521,922	A *	6/1985	Mitchell et al.	2/171
D294,194	S	2/1988	Herrick	
4,833,734	A *	5/1989	Der Estephanian	2/171
4,856,116	A *	8/1989	Sullivan	2/181
4,951,320	A *	8/1990	Yoon	2/181.2
D322,492	S	12/1991	Walczewski et al.	
5,146,630	A *	9/1992	Richard	2/181
D338,099	S	8/1993	Gentile	
D345,644	S	4/1994	Harvie	

5,377,360	A *	1/1995	Fleitman	2/181
5,381,559	A *	1/1995	Wakefield, III	2/267
5,594,956	A *	1/1997	Barrientos	2/207
5,608,914	A *	3/1997	Keesler	2/207
5,640,721	A *	6/1997	Jackson	2/171
5,745,921	A *	5/1998	Mitchell et al.	2/181
D402,785	S	12/1998	Franzreb	

(Continued)

*Primary Examiner* — Elizabeth A Albert

*Assistant Examiner* — Karen E Eldridge Powers

(74) *Attorney, Agent, or Firm* — Patterson Thunte Christensen Pedersen, P.A.

(57) **CLAIM**

I claim the ornamental design for a headband, as shown and described.

**DESCRIPTION**

FIG. 1 is a perspective view of a headband according to a second embodiment of the invention.

FIG. 2 is a perspective view of a headband according to an embodiment of the invention.

FIG. 3 is a top planform view of a headband according to an embodiment of the invention.

FIG. 4 is a bottom planform view of a headband according to an embodiment of the invention.

FIG. 5 is a first side elevational view of a headband according to an embodiment of the invention.

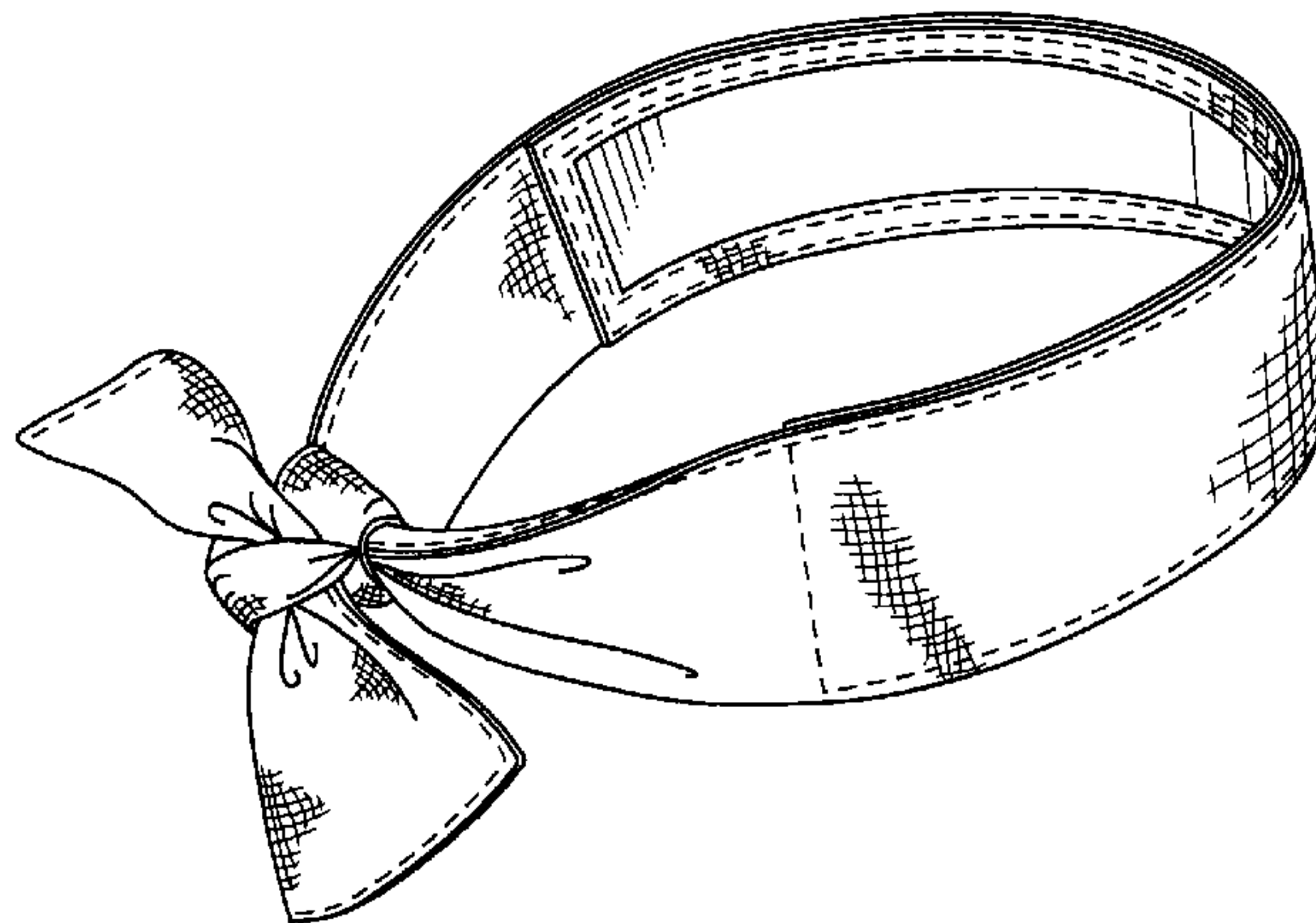
FIG. 6 is a second side elevational view of a headband according to an embodiment of the invention; and,

FIG. 7 is an end elevational view of a headband according to an embodiment of the invention.

The broken lines shown on the edges of the headband and on the central rectangular shape are stitch lines and form a part of the claimed design. The broken lines showing a person's head and neck in FIG. 1 is to illustrate the claimed design as it appears when worn. These broken lines form no part of the claimed design.

The crosshatched pattern, although shown intermittently, is meant to represent fabric, and is understood to be distributed uniformly over the surfaces of the claimed design.

**1 Claim, 3 Drawing Sheets**



# US D636,153 S

Page 2

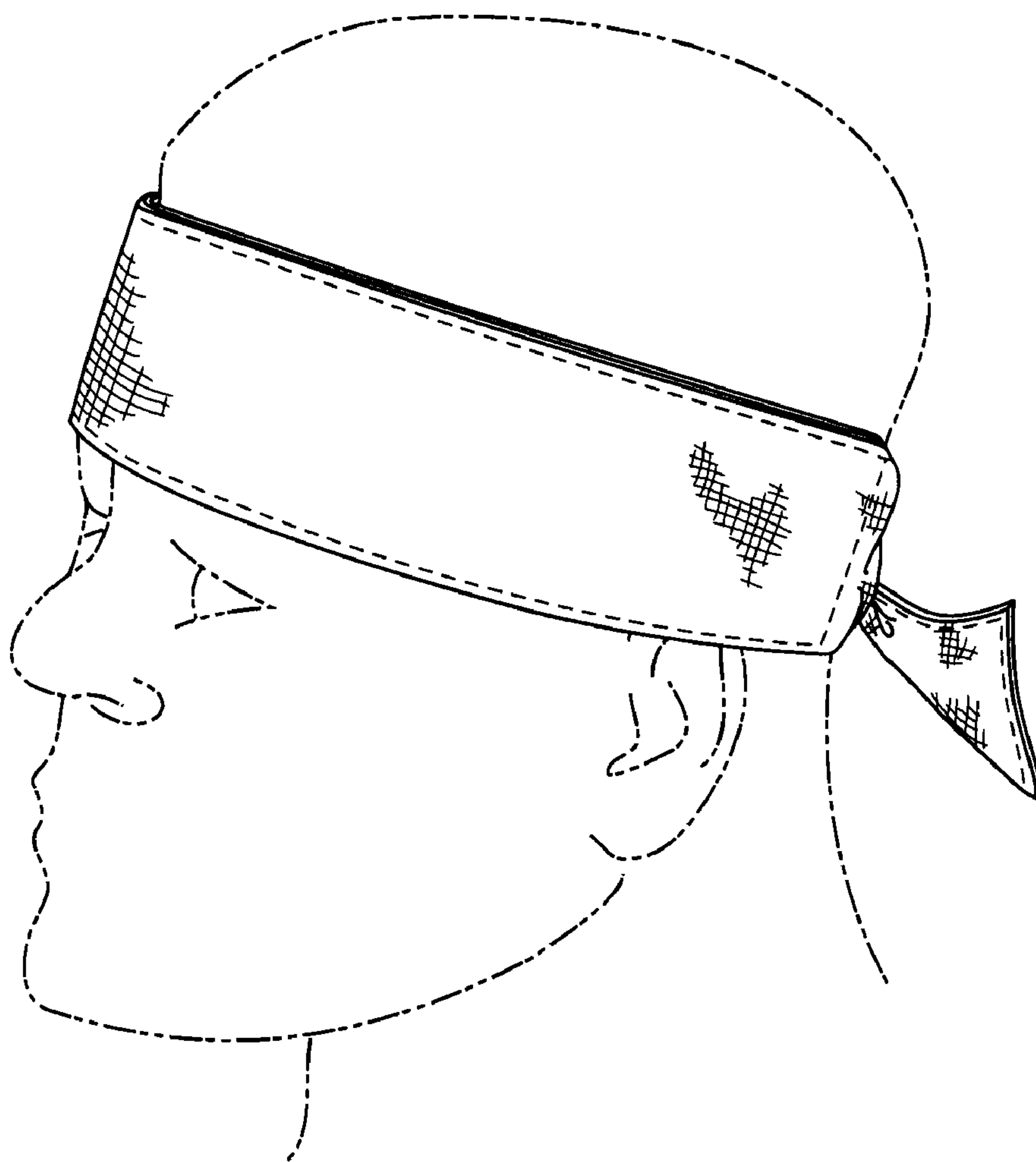
---

## U.S. PATENT DOCUMENTS

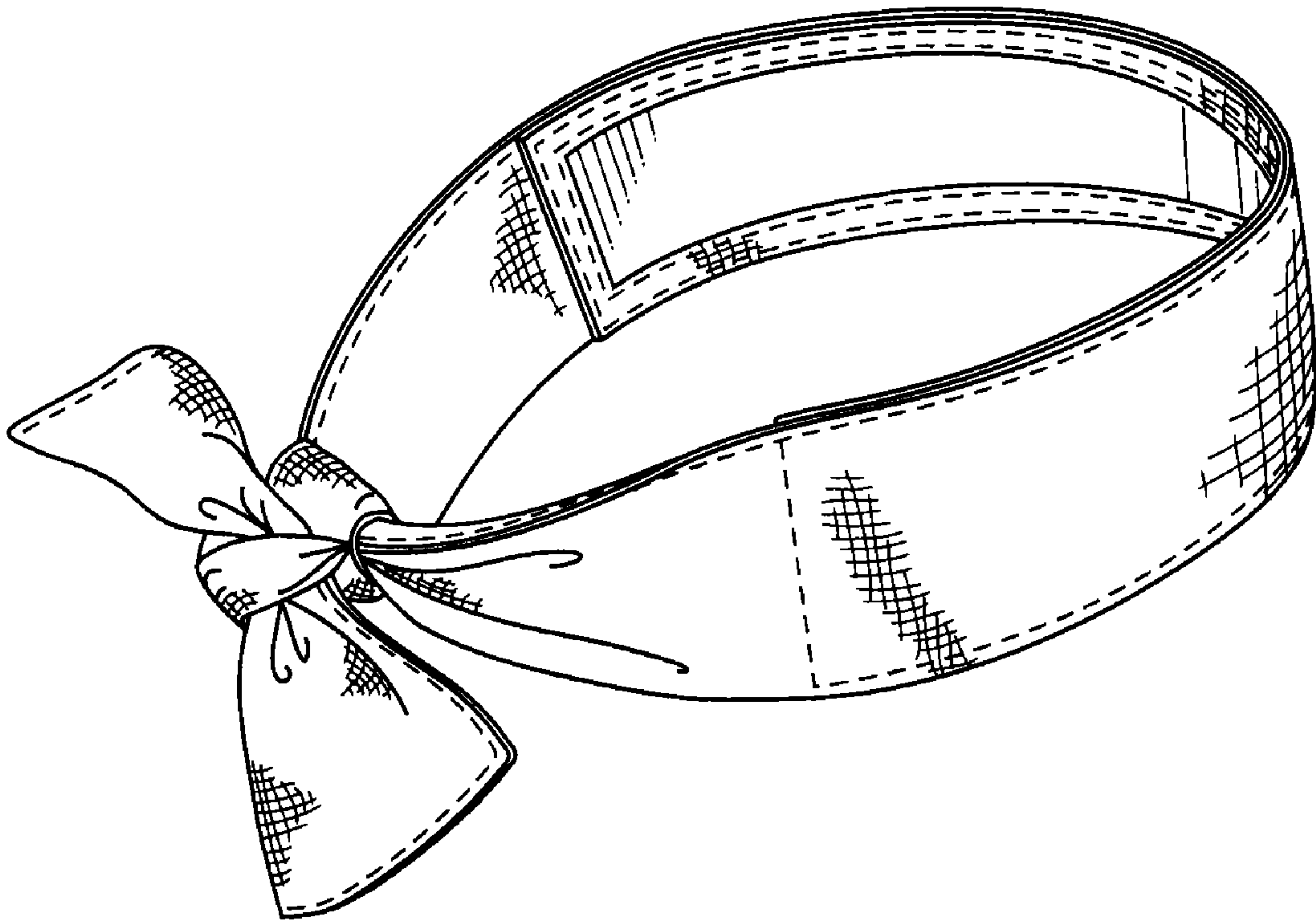
5,906,006	A *	5/1999	Castro, Jr. ....	2/207	6,971,122	B2	12/2005	Sanchez	
5,963,989	A	10/1999	Robertson		D515,278	S	2/2006	Jendrucko et al.	
6,247,181	B1	6/2001	Hirsch et al.		D542,481	S	5/2007	Katz	
D458,004	S	6/2002	Magdziak-Hautala		D556,331	S	11/2007	Moore	
6,438,761	B1	8/2002	McGarrity		7,350,241	B2	4/2008	Gendall	
D474,578	S	5/2003	Johnson		7,591,025	B2	9/2009	McGhee	
6,567,993	B2	5/2003	Robertson		D627,955	S *	11/2010	Schrab .....	D2/881
D485,969	S	2/2004	Wade		2009/0106878	A1	4/2009	Hiskey	

\* cited by examiner


**Fig. 1**



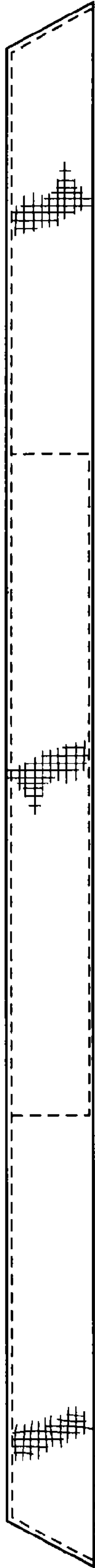
**Fig. 2**



**Fig. 3**



**Fig. 4**



**Fig. 5**



**Fig. 6**



**Fig. 7**

