



US00D636146S

(12) **United States Design Patent**
Glennie

(10) **Patent No.:** **US D636,146 S**

(45) **Date of Patent:** **** Apr. 19, 2011**

(54) **NECKTIE**

(76) **Inventor:** **Eric Glennie, Apple Valley, MN (US)**

(**) **Term:** **14 Years**

(21) **Appl. No.:** **29/361,664**

(22) **Filed:** **May 13, 2010**

(51) **LOC (9) Cl.** **02-05**

(52) **U.S. Cl.** **D2/605**

(58) **Field of Classification Search** D2/600,
D2/602, 605; 2/144, 145, 146, 147, 148,
2/149, 150, 151, 152, 153, 154, 155, 156,
2/157

See application file for complete search history.

(56) **References Cited**

U.S. PATENT DOCUMENTS

2,343,979	A *	3/1944	Kaplan	2/146
2,371,947	A *	3/1945	Benson	2/146
D211,445	S *	6/1968	Klaus	D2/605
D399,035	S *	10/1998	Sisolak	D2/605
D525,011	S *	7/2006	Sekiguchi	D2/605
D528,262	S *	9/2006	Saruhashi	D2/605
D532,956	S *	12/2006	Saruhashi	D2/605
D621,580	S *	8/2010	Glennie	D2/605
D621,581	S *	8/2010	Glennie	D2/605

D621,582	S *	8/2010	Glennie	D2/605
D621,583	S *	8/2010	Glennie	D2/605
2008/0172772	A1 *	7/2008	Kim	2/144

* cited by examiner

Primary Examiner — Elizabeth A Albert

Assistant Examiner — Karen E Eldridge Powers

(74) *Attorney, Agent, or Firm* — Dicke, Billg & Czaja, PLLC

(57) **CLAIM**

The ornamental design for a necktie, as shown and described.

DESCRIPTION

FIG. 1 is a perspective view of the necktie according to my new invention.

FIG. 2 is a first side view of the necktie of FIG. 1.

FIG. 3 is a top view of the necktie of FIG. 1.

FIG. 4 is a second side view of the necktie of FIG. 1.

FIG. 5 is a first end view of the necktie of FIG. 1.

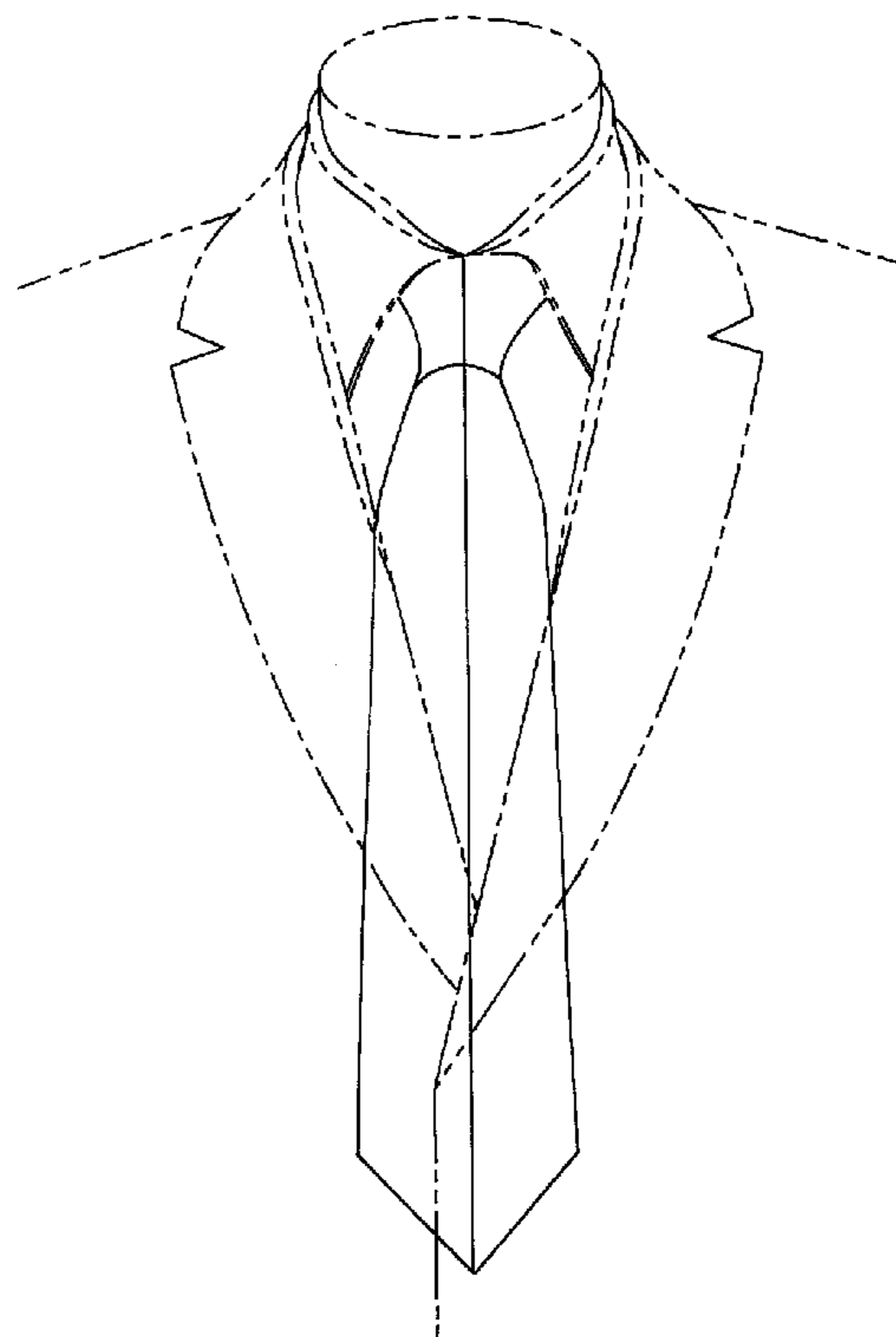
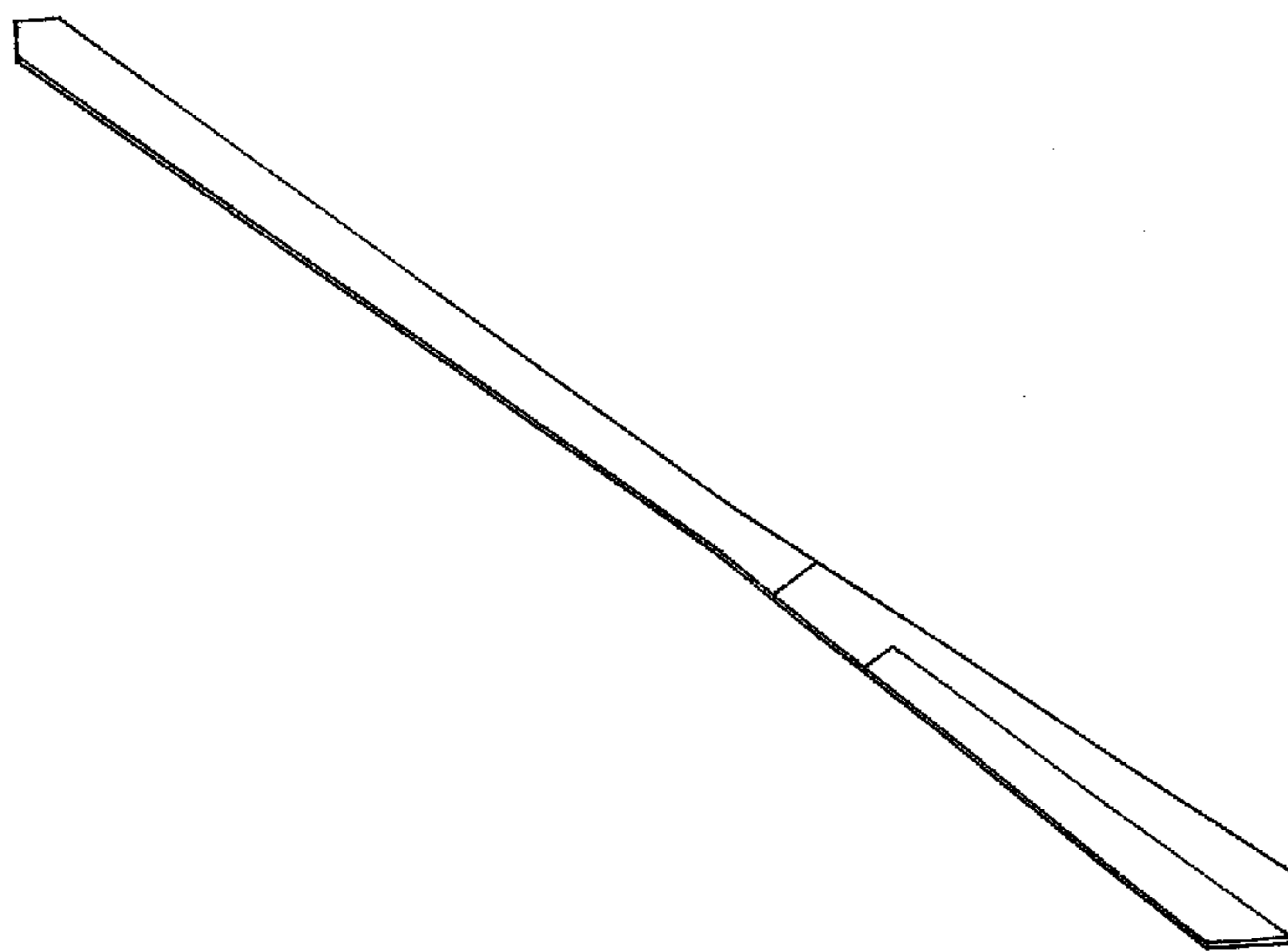
FIG. 6 is a second end view of the necktie of FIG. 1.

FIG. 7 is a back view of the necktie of FIG. 1; and,

FIG. 8 is an enlarged front view of the necktie of FIG. 1 in a tied configuration.

The broken lines in FIG. 8 showing portions of a person's neck, a dress shirt and a suit coat illustrate environmental matter that forms no part of the claimed design.

1 Claim, 3 Drawing Sheets



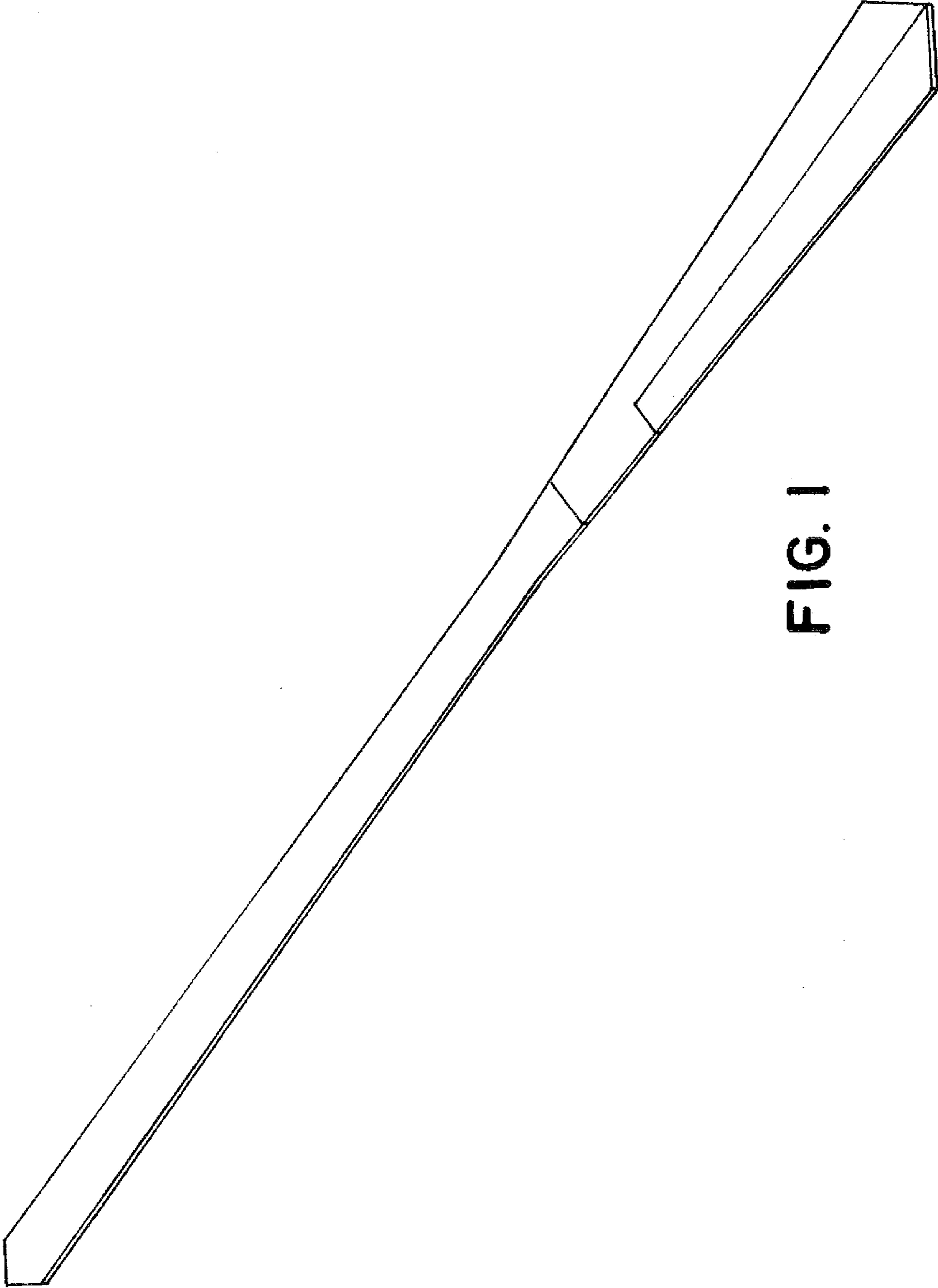


FIG. 1



FIG. 2

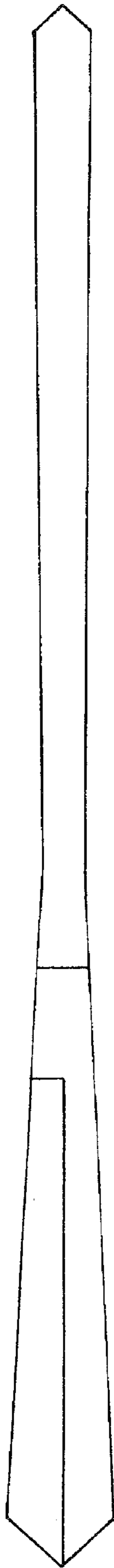


FIG. 3



FIG. 4



FIG. 5




FIG. 7




FIG. 6




FIG. 8