



US00D636110S

(12) **United States Design Patent**
Hsieh

(10) **Patent No.:** **US D636,110 S**

(45) **Date of Patent:** **** Apr. 12, 2011**

(54) **LAMPSHADE**

(75) Inventor: **Duan-Cheng Hsieh**, Taipei (TW)

(73) Assignee: **Habitex Corporation**, Taipei (TW)

(**) Term: **14 Years**

(21) Appl. No.: **29/350,947**

(22) Filed: **Nov. 25, 2009**

(30) **Foreign Application Priority Data**

Sep. 14, 2009 (CN) 2009 3 0210589

(51) **LOC (9) Cl.** **26-99**

(52) **U.S. Cl.** **D26/118**

(58) **Field of Classification Search** D26/2,
D26/142, 134, 129, 124, 118, 128, 113, 121,
D26/125, 131, 130, 60, 61, 138, 93, 102,
D26/103, 106, 107, 110, 147, 153, 149, 141,
D26/145, 155, 24, 63, 120, 122, 123, 65,
D26/88; D8/396; 362/294, 98, 641, 257,
362/269, 270, 277, 279, 285, 341, 347, 350,
362/351, 363, 395, 410

See application file for complete search history.

(56) **References Cited**

U.S. PATENT DOCUMENTS

D83,485 S * 2/1931 Benjamin D26/24
D94,668 S * 2/1935 Drake D20/99
2,489,650 A * 11/1949 Landrum 362/413
D161,475 S * 1/1951 Lehmann D26/120
D183,563 S * 9/1958 Elmer D26/71
D208,099 S * 7/1967 Arrigoni D26/120
D292,525 S * 10/1987 Van Deelen D26/85

D292,531 S * 10/1987 Van Deelen D26/87
D309,795 S * 8/1990 Sahlen D26/87
D309,955 S * 8/1990 Gismondi D26/87
D322,142 S * 12/1991 Gismondi D26/88
D324,581 S * 3/1992 Rizzi et al. D26/65
D326,332 S * 5/1992 Rizzi et al. D26/65
D391,659 S * 3/1998 Gaskins et al. D26/71
D438,319 S * 2/2001 Swanson D26/63
D456,557 S * 4/2002 Chen D26/118
D555,279 S * 11/2007 Schneider D26/71
D570,521 S * 6/2008 Belleau D26/85
7,578,597 B2 * 8/2009 Hoover et al. 362/153.1

* cited by examiner

Primary Examiner — Cathron C Brooks

Assistant Examiner — Kevin K Rudzinski

(74) *Attorney, Agent, or Firm* — Shook, Hardy & Bacon
L.L.P.

(57) **CLAIM**

The ornamental design for lampshade, as shown and
described.

DESCRIPTION

FIG. 1 is a perspective view of lampshade showing my new
design;

FIG. 2 is a front elevational view thereof;

FIG. 3 is a rear elevational view thereof;

FIG. 4 is a left side elevational view thereof;

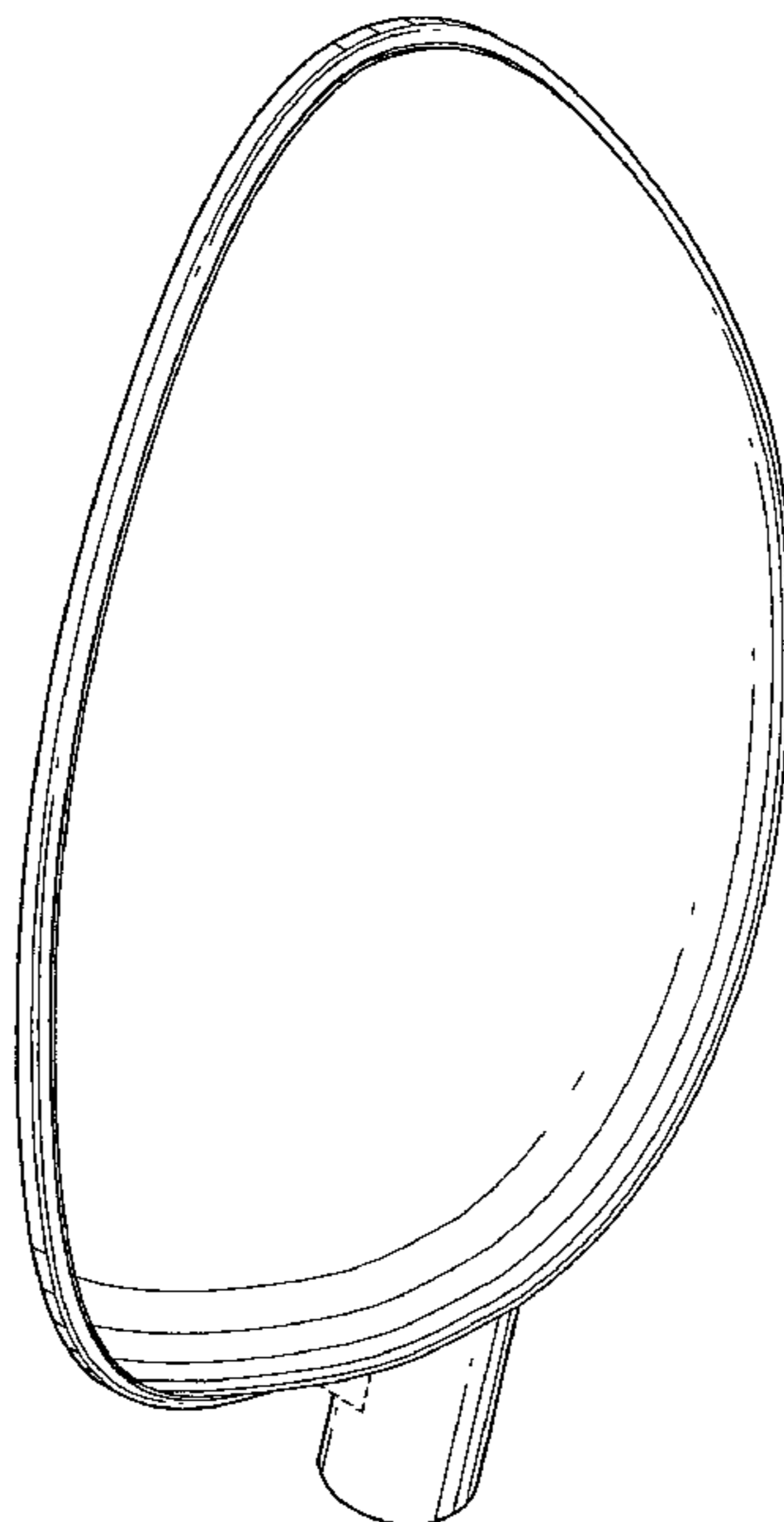
FIG. 5 is a right side elevational view thereof;

FIG. 6 is a top plan view thereof; and,

FIG. 7 is a bottom plan view thereof.

The broken lines shown in the drawings indicated unclaimed
portions of the lampshade and form no part of the claimed
design.

1 Claim, 7 Drawing Sheets



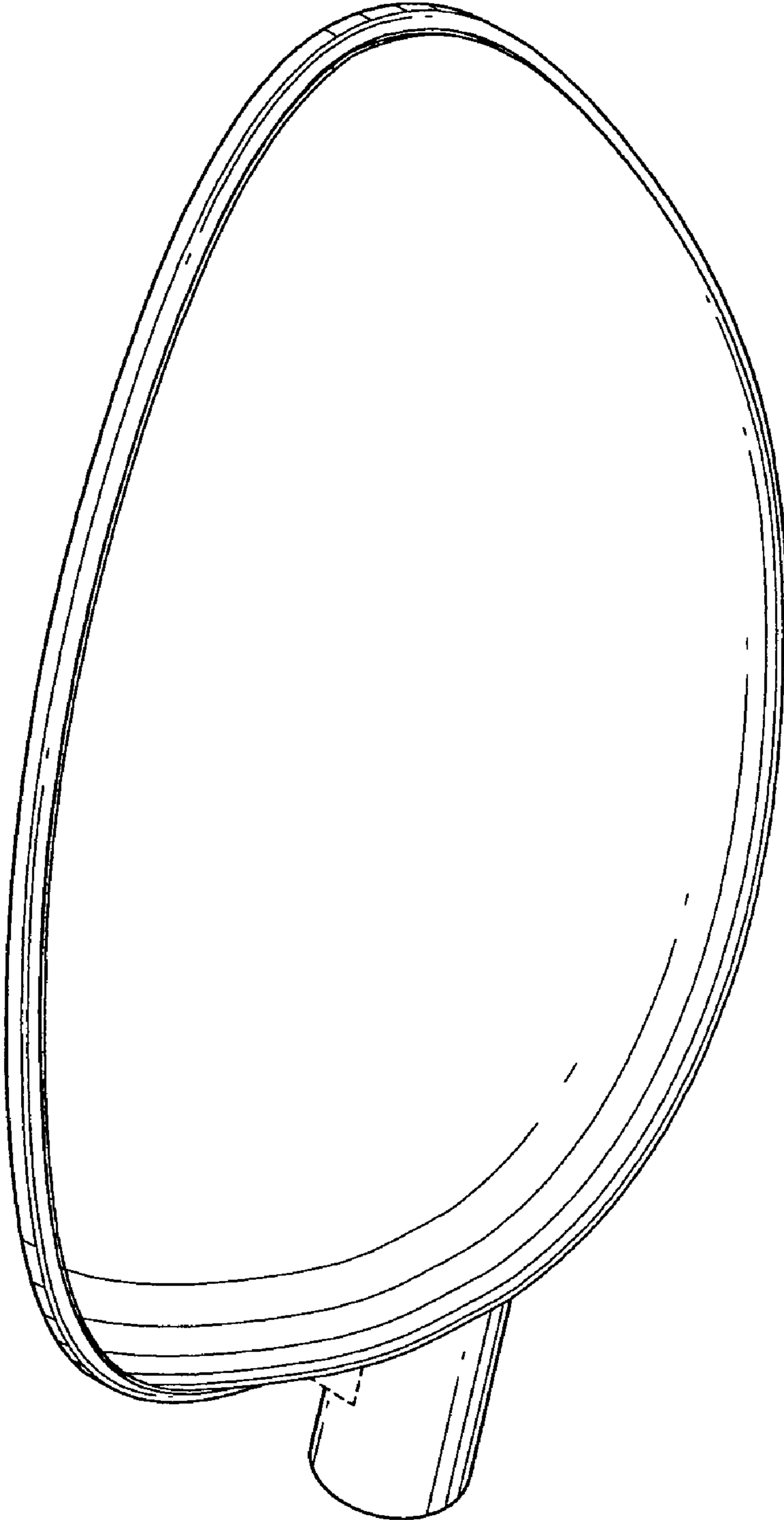


FIG. 1

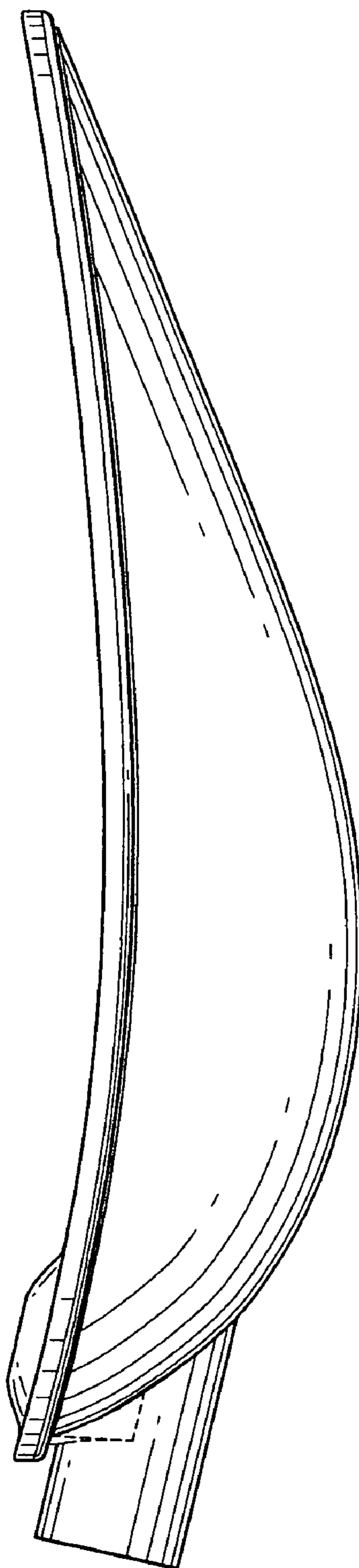


FIG. 2




FIG. 3

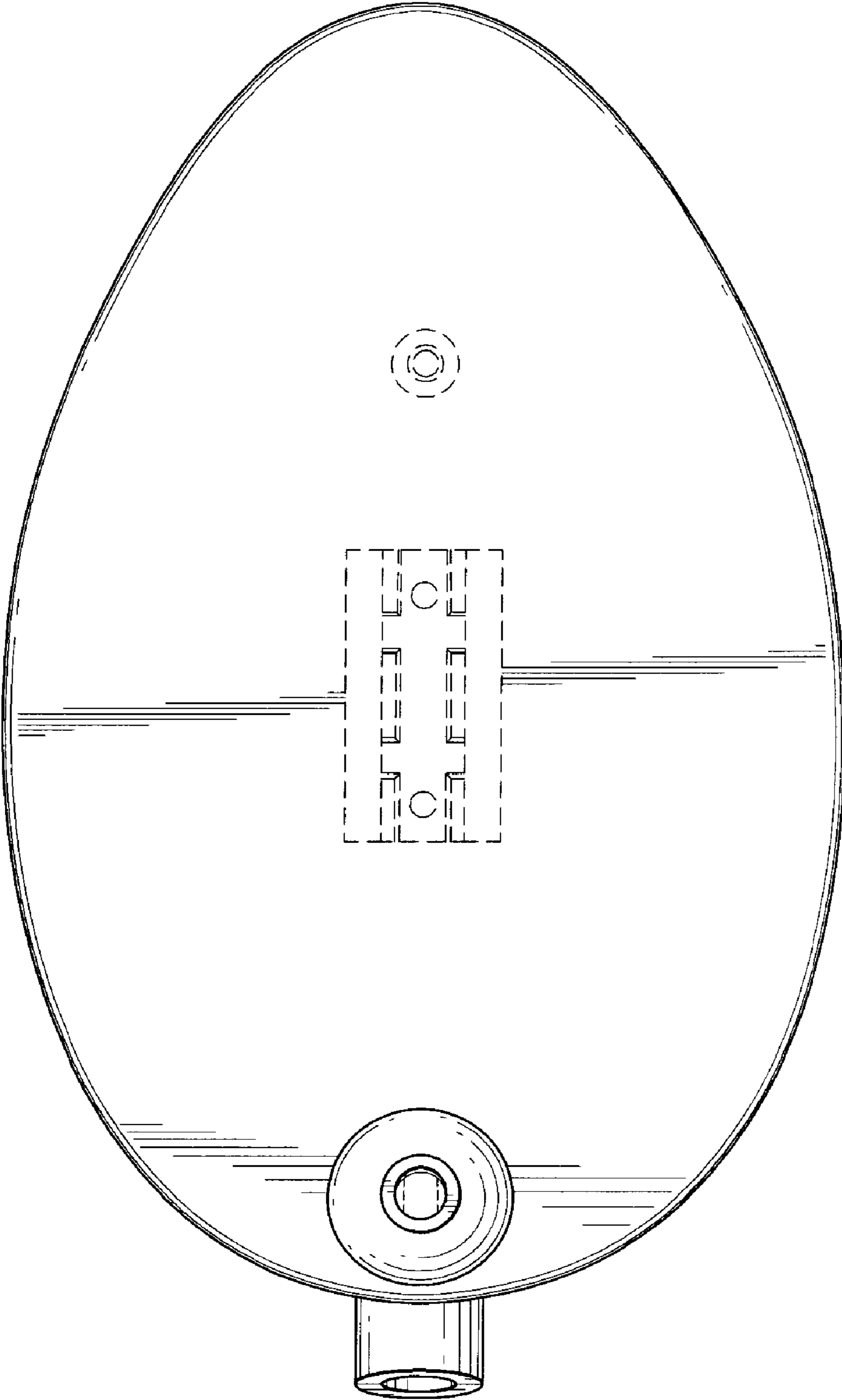


FIG. 4

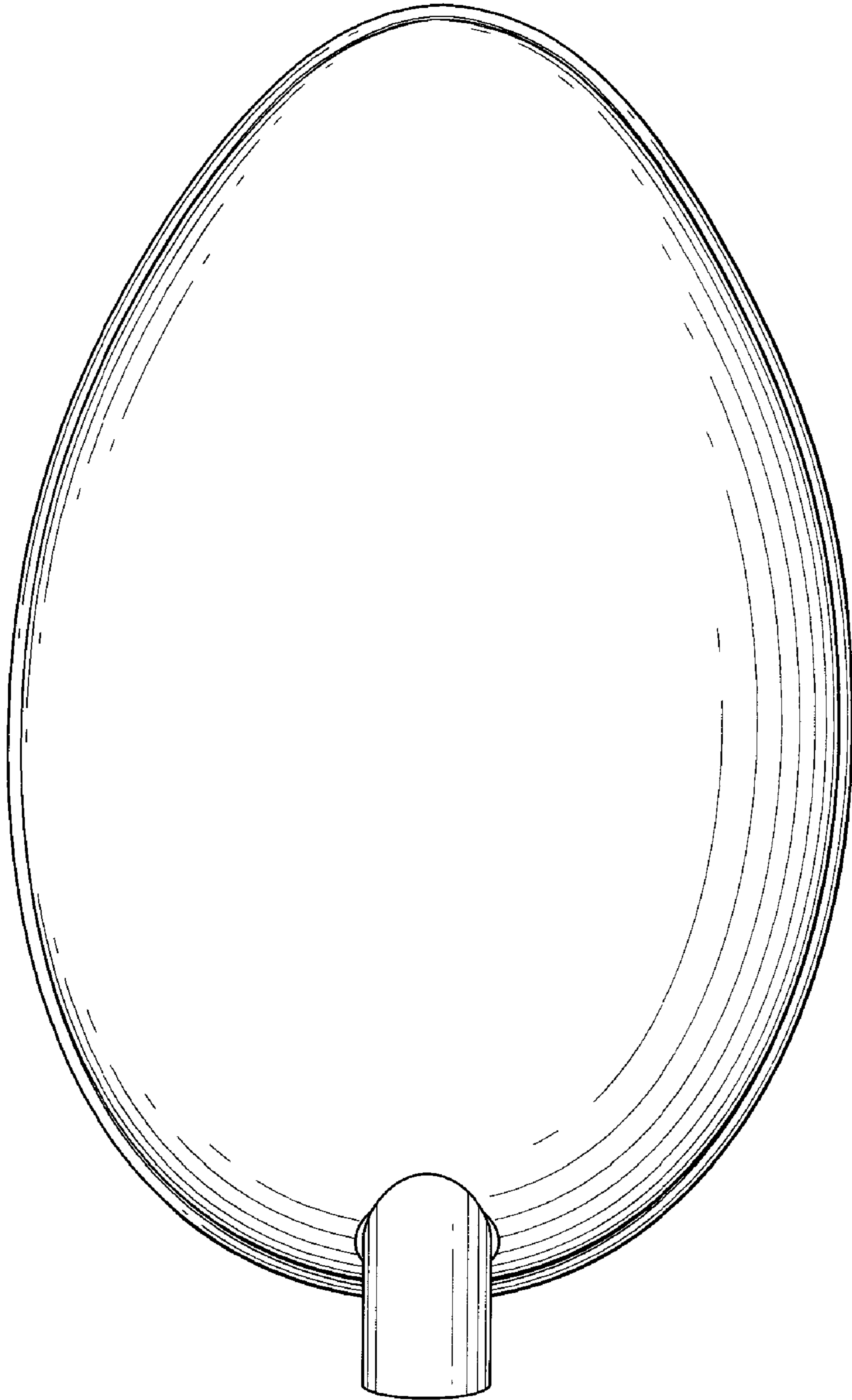


FIG. 5

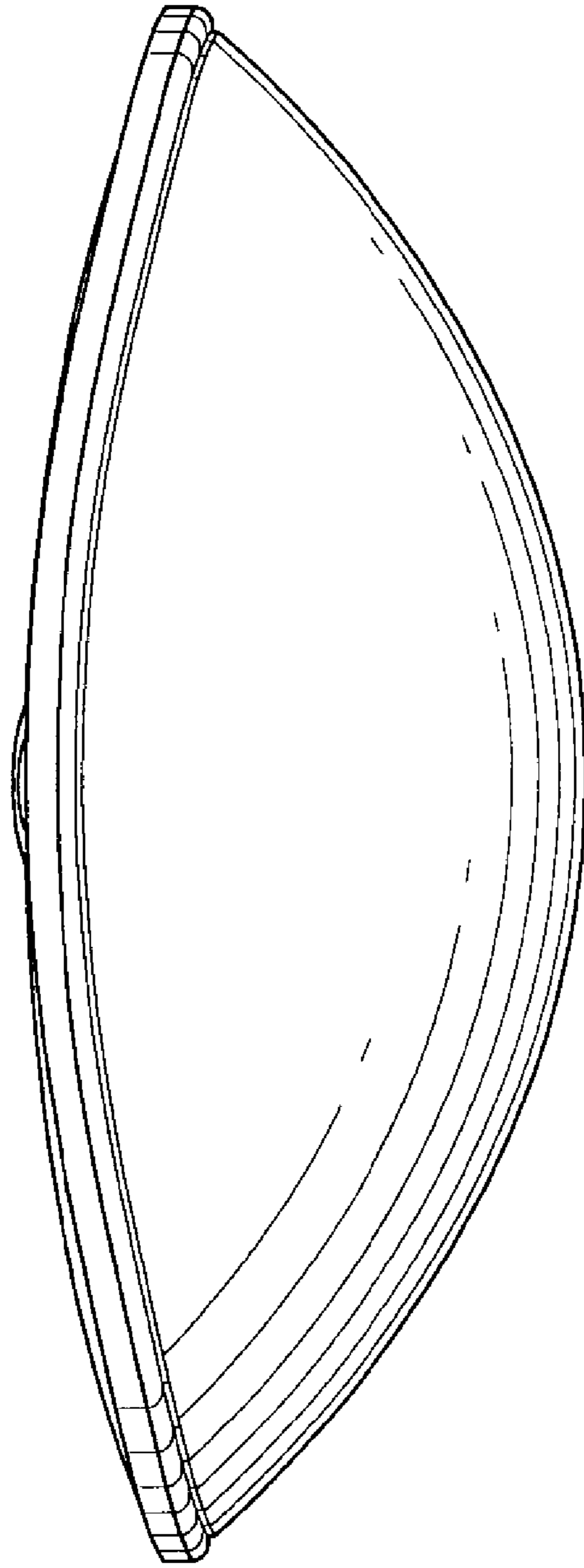


FIG. 6

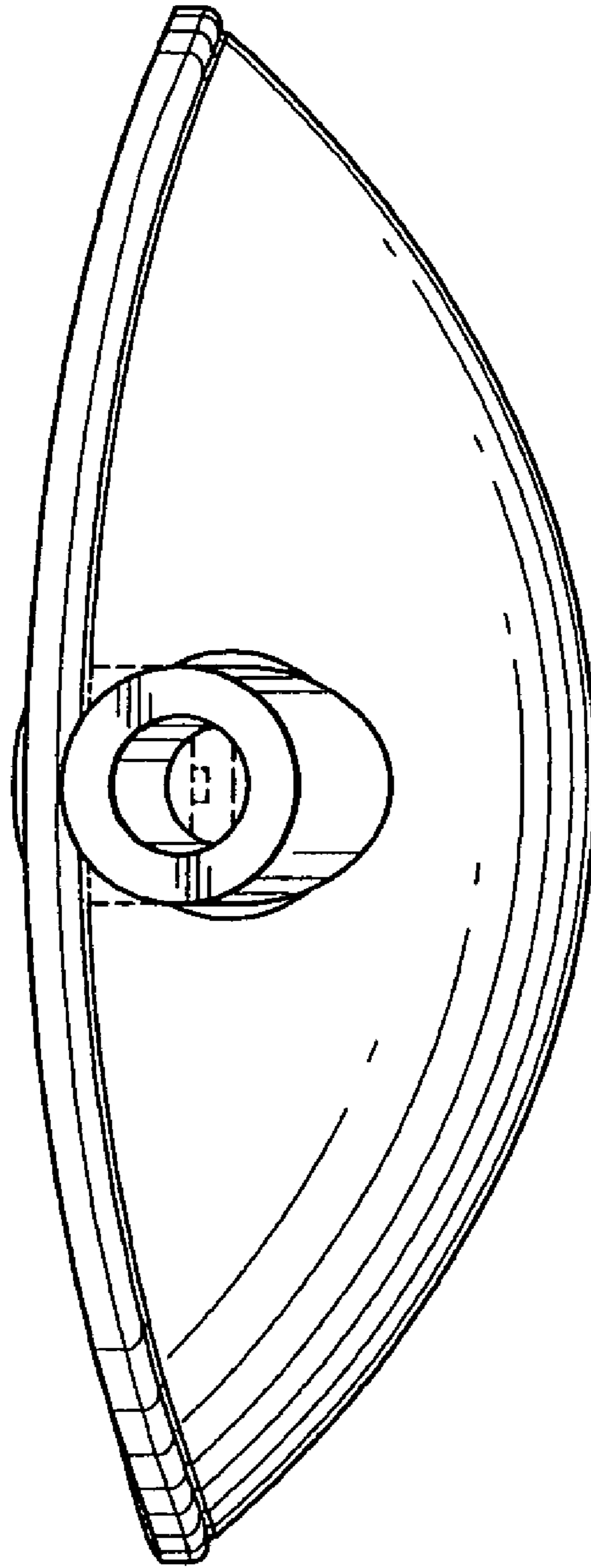


FIG. 7