



US00D636040S

(12) **United States Design Patent**  
**Henniger**

(10) **Patent No.:** **US D636,040 S**  
(45) **Date of Patent:** **\*\* Apr. 12, 2011**

(54) **EXERCISE RACK**

(75) Inventor: **William Henniger**, Columbus, OH (US)

(73) Assignee: **Coulter Ventures, LLC**, Logan, OH (US)

(\*\*) Term: **14 Years**

(21) Appl. No.: **29/368,730**

(22) Filed: **Aug. 27, 2010**

(51) **LOC (9) Cl.** ..... **21-02**

(52) **U.S. Cl.** ..... **D21/691**

(58) **Field of Classification Search** ..... D21/662,  
D21/686, 691, 694, 826; 482/94, 98-99,  
482/101, 104, 163.1, 188, 188.1; D6/329,  
D6/480-490, 495; 312/351.3; D25/126  
See application file for complete search history.

(56) **References Cited**

**U.S. PATENT DOCUMENTS**

2,126,636	A	8/1938	Home	
D168,167	S *	11/1952	Molla	D6/480
2,706,632	A *	4/1955	Chandler	482/94
3,207,511	A	9/1965	Hoffman	
D235,096	S *	5/1975	Mohr	D25/6
D238,129	S	12/1975	Jay	
4,252,314	A	2/1981	Ceppo	
4,262,901	A	4/1981	Faust	
D265,575	S	7/1982	Lunford	
D270,410	S *	9/1983	Sogoian	D6/480
4,527,797	A	7/1985	Slade, Jr. et al.	
D290,281	S	6/1987	Ringel et al.	
D306,467	S	3/1990	Smith	
4,907,798	A	3/1990	Burchatz	
4,928,961	A	5/1990	Madden	
4,934,693	A	6/1990	Santoro	
5,048,826	A *	9/1991	Ryan	482/7
5,156,580	A	10/1992	Holland et al.	
5,215,510	A	6/1993	Baran	
5,306,220	A *	4/1994	Kearney	482/94
D352,540	S *	11/1994	Harger	D21/691

(Continued)

**FOREIGN PATENT DOCUMENTS**

DE 19809774 9/1999  
(Continued)

**OTHER PUBLICATIONS**

Bayou Fitness Products Power Cage E-4430.  
(Continued)

*Primary Examiner* — Susan E Krakower

(74) *Attorney, Agent, or Firm* — Christopher Paul Mitchell

(57) **CLAIM**

The ornamental design for an exercise rack, as shown and described.

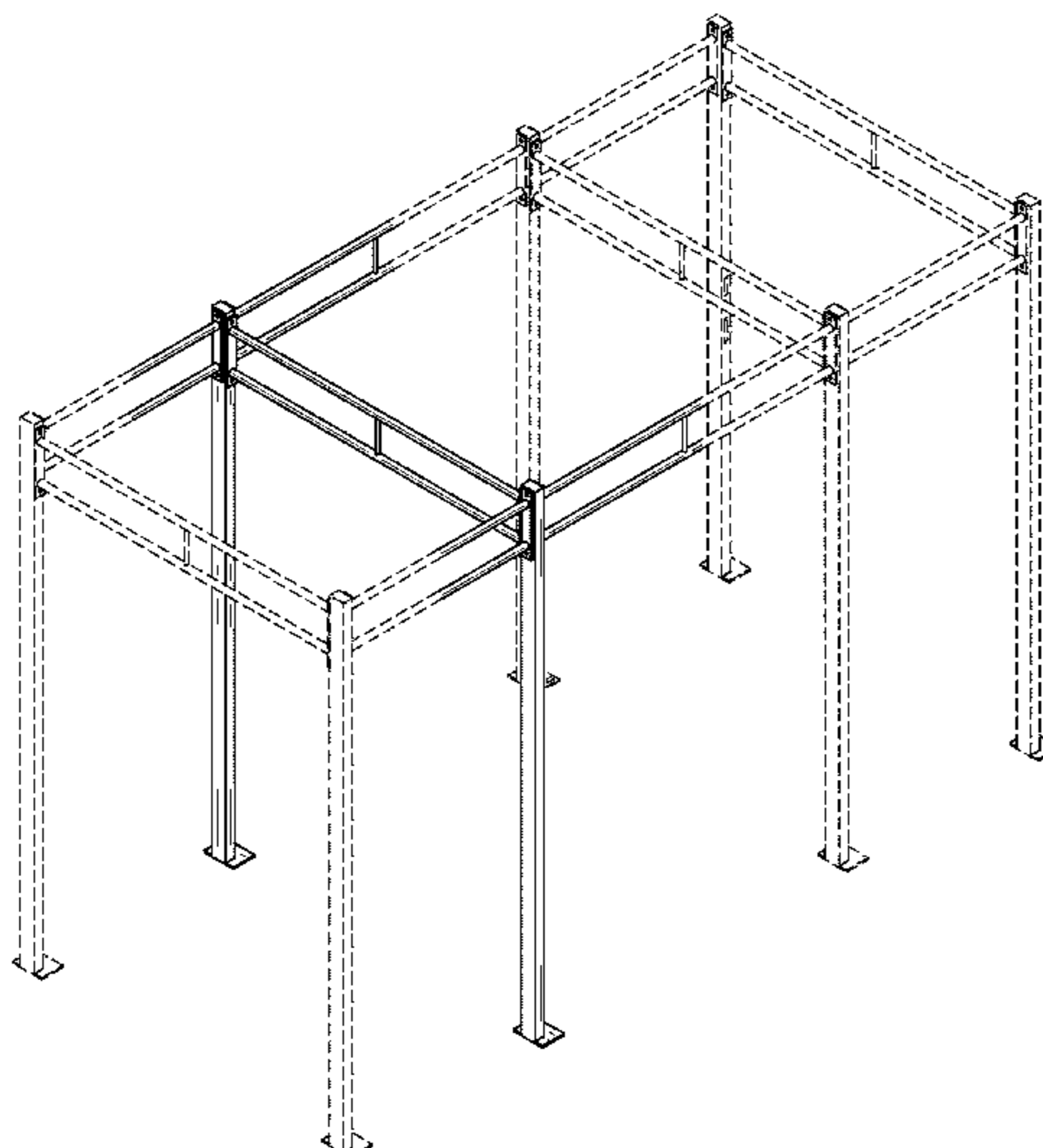
**DESCRIPTION**

This application is related to the co-pending U.S. patent application Ser. No. 29/368,727, filed Aug. 27, 2010 and entitled "exercise rack", and co-pending U.S. patent application Ser. No. 29/368,729, filed Aug. 27, 2010 and entitled "exercise rack", both of which are incorporated herein by reference in their entireties.

FIG. 1 is a perspective view of a first embodiment of an exercise rack showing my new design; FIG. 2 is a front elevation view thereof; FIG. 3 is a top plan view thereof; FIG. 4 is a bottom plan view thereof; FIG. 5 is a left elevation view thereof; FIG. 6 is a right elevation view thereof; FIG. 7 is a perspective view of a second embodiment of an exercise rack showing my new design; FIG. 8 is a front elevation view thereof; FIG. 9 is a top plan view thereof; FIG. 10 is a bottom plan view thereof; FIG. 11 is a left elevation view thereof; and, FIG. 12 is a right elevation view thereof.

The broken line showing is for the purpose of illustrating environmental structure and forms no part of the claimed design.

**1 Claim, 8 Drawing Sheets**



# US D636,040 S

Page 2

## U.S. PATENT DOCUMENTS

D358,623 S 5/1995 Macasieb  
5,669,859 A 9/1997 Liggett et al.  
D408,480 S 4/1999 Hango  
D410,050 S \* 5/1999 Matte ..... D21/691  
6,248,048 B1 \* 6/2001 Zuckerman et al. .... 482/142  
D474,357 S \* 5/2003 Chen ..... D6/487  
D487,124 S \* 2/2004 Toniolo ..... D21/691  
6,685,601 B1 \* 2/2004 Knapp ..... 482/104  
D553,398 S 10/2007 LeTourneau  
7,488,277 B1 2/2009 Knapp  
7,666,118 B1 2/2010 Anthony  
7,717,837 B2 5/2010 Florczak  
D617,400 S \* 6/2010 Hetzel et al. .... D21/691  
D622,082 S 8/2010 Booth  
2005/0192167 A1 \* 9/2005 Shifferaw ..... 482/94  
2006/0040800 A1 \* 2/2006 Slyter ..... 482/94  
2007/0042876 A1 \* 2/2007 Lundquist ..... 482/94

2009/0203505 A1 8/2009 Kroll et al.  
2010/0035735 A1 2/2010 Ventrella  
2010/0216610 A1 \* 8/2010 Gedeon-Janvier ..... 482/94

## FOREIGN PATENT DOCUMENTS

WO 9964114 12/1999  
WO 2005030341 4/2005

## OTHER PUBLICATIONS

Body Solid Powerline Power Rack.  
BodyCraft Power Rack.  
Champion Power Rack.  
Legend Fitness Power Cage 3133.  
New York Barbells—C92563W—Power Rack.  
New York Barbells—C-PRO-92600—Wide Base Monster Rack.  
Valor Fitness Hard Power Rack.  
York ST Power Rack.  
Yukon Power Rack.

\* cited by examiner

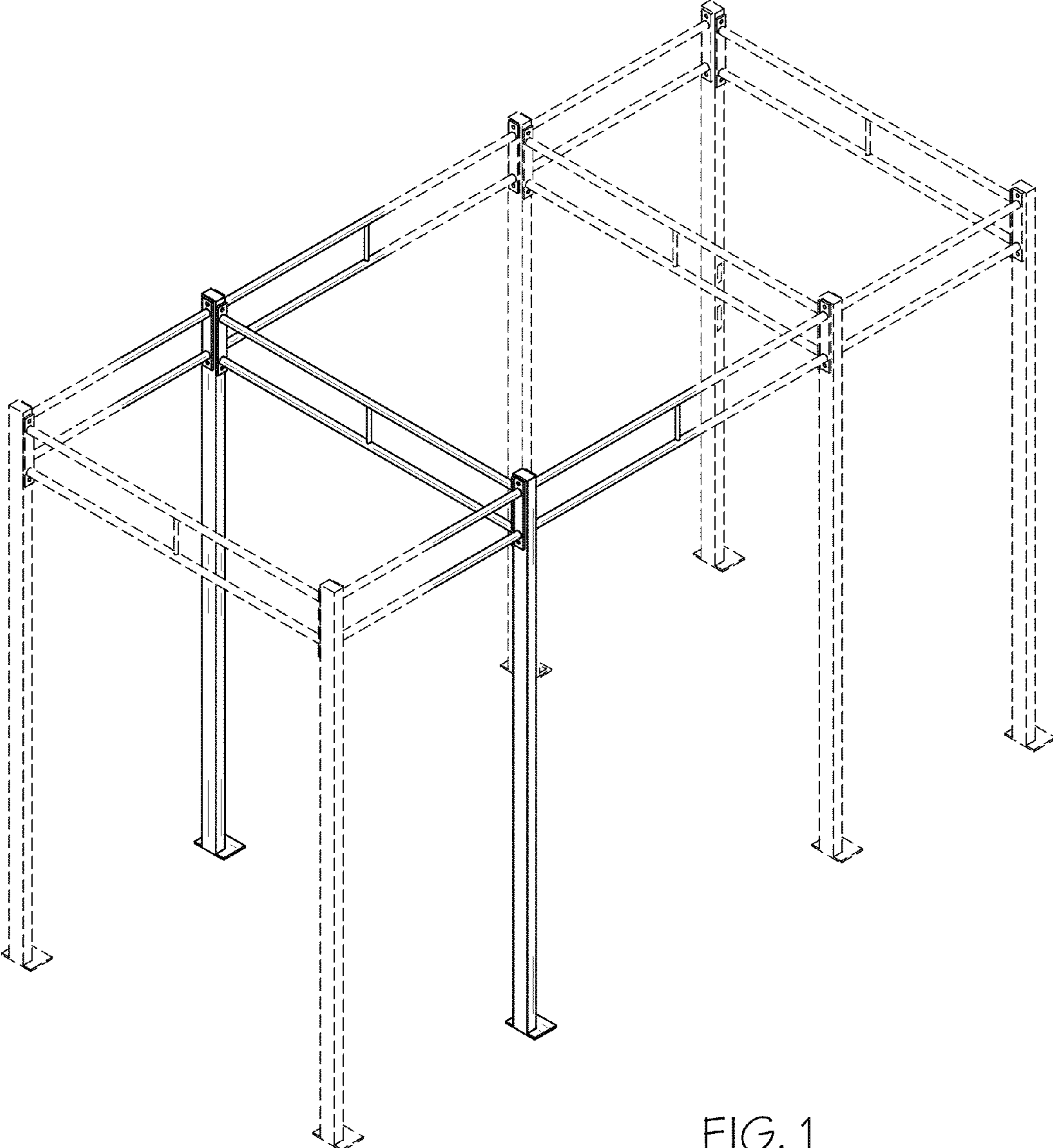


FIG. 1

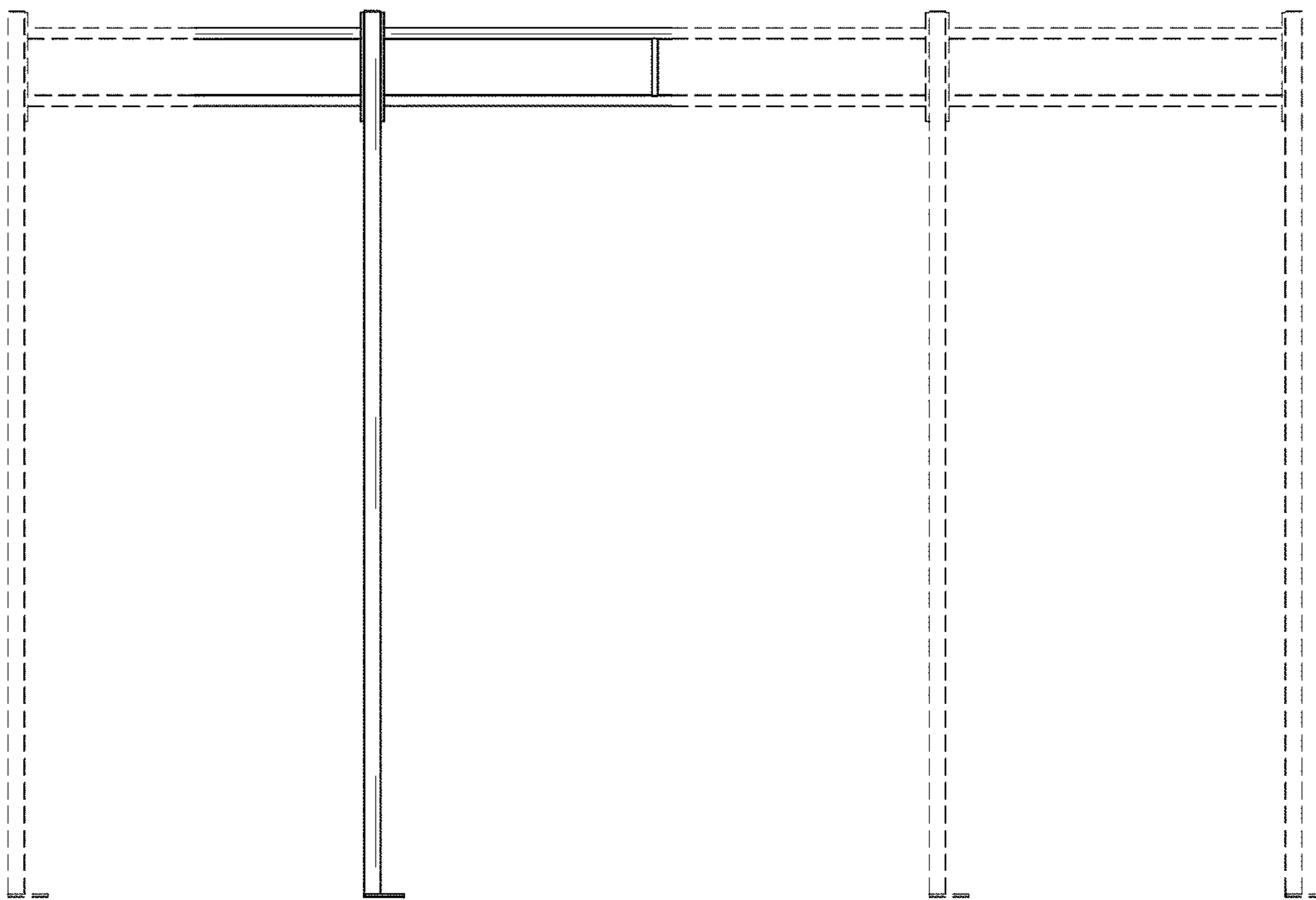


FIG. 2

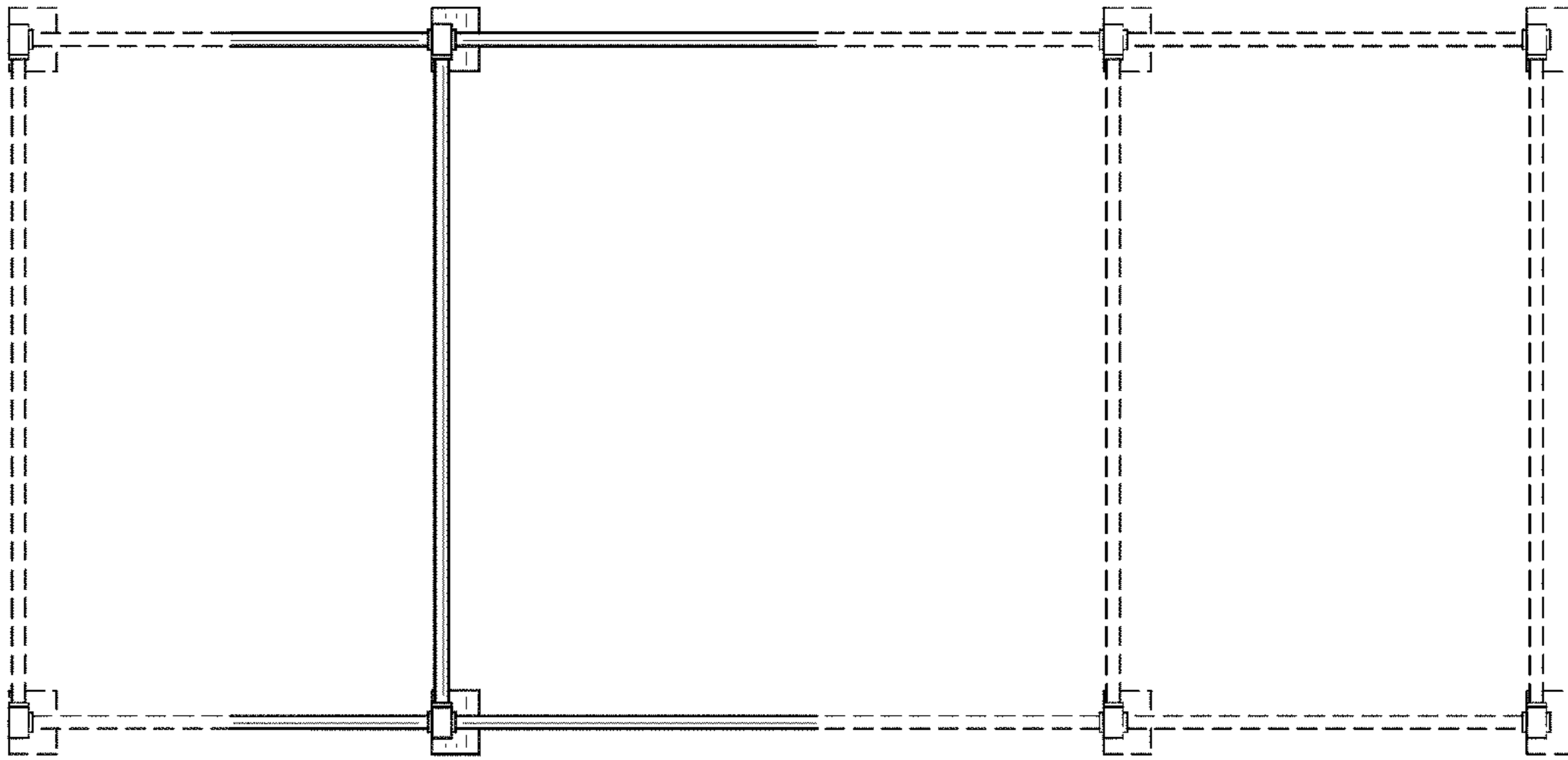


FIG. 3

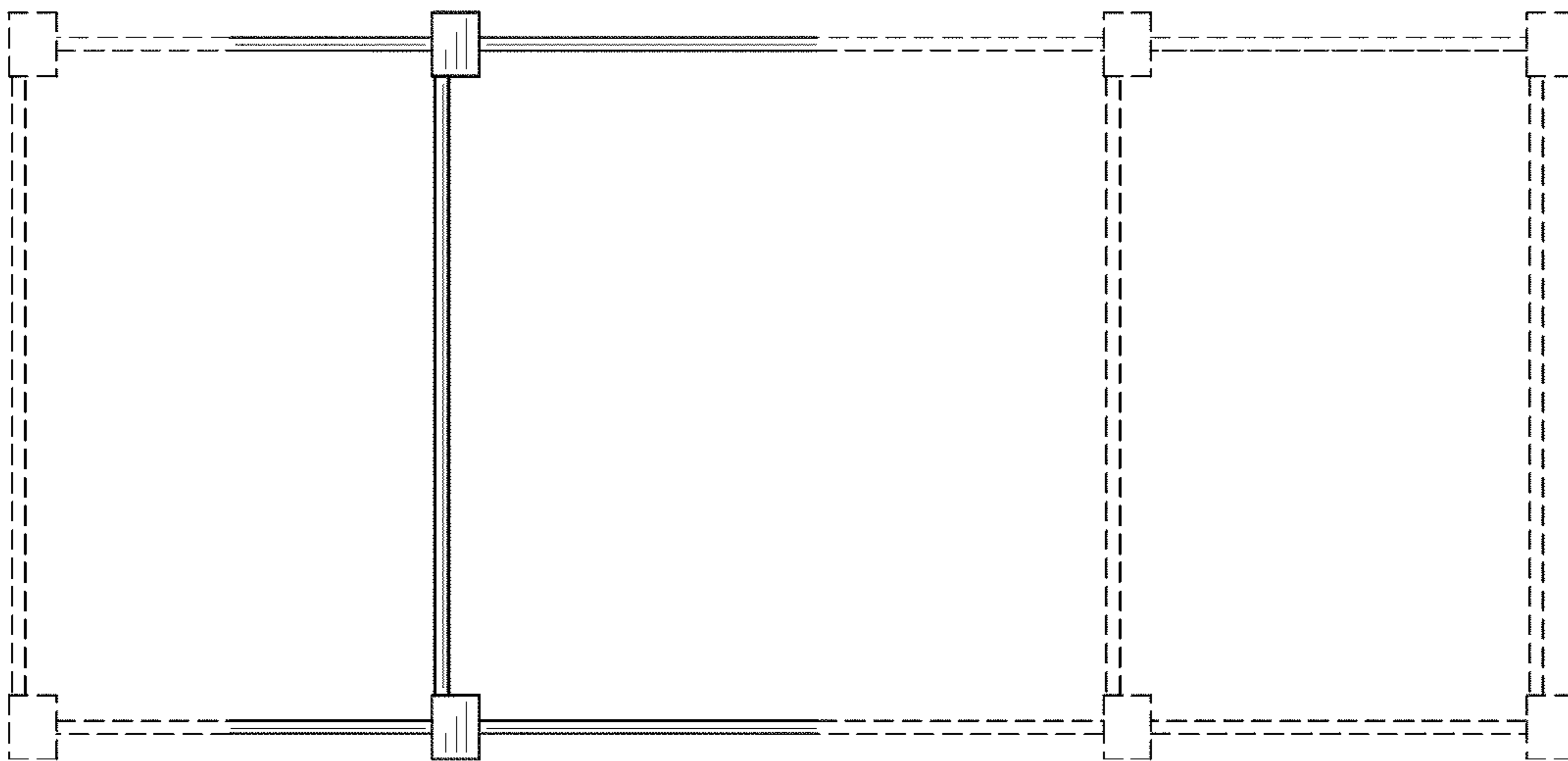


FIG. 4




FIG. 5




FIG. 6

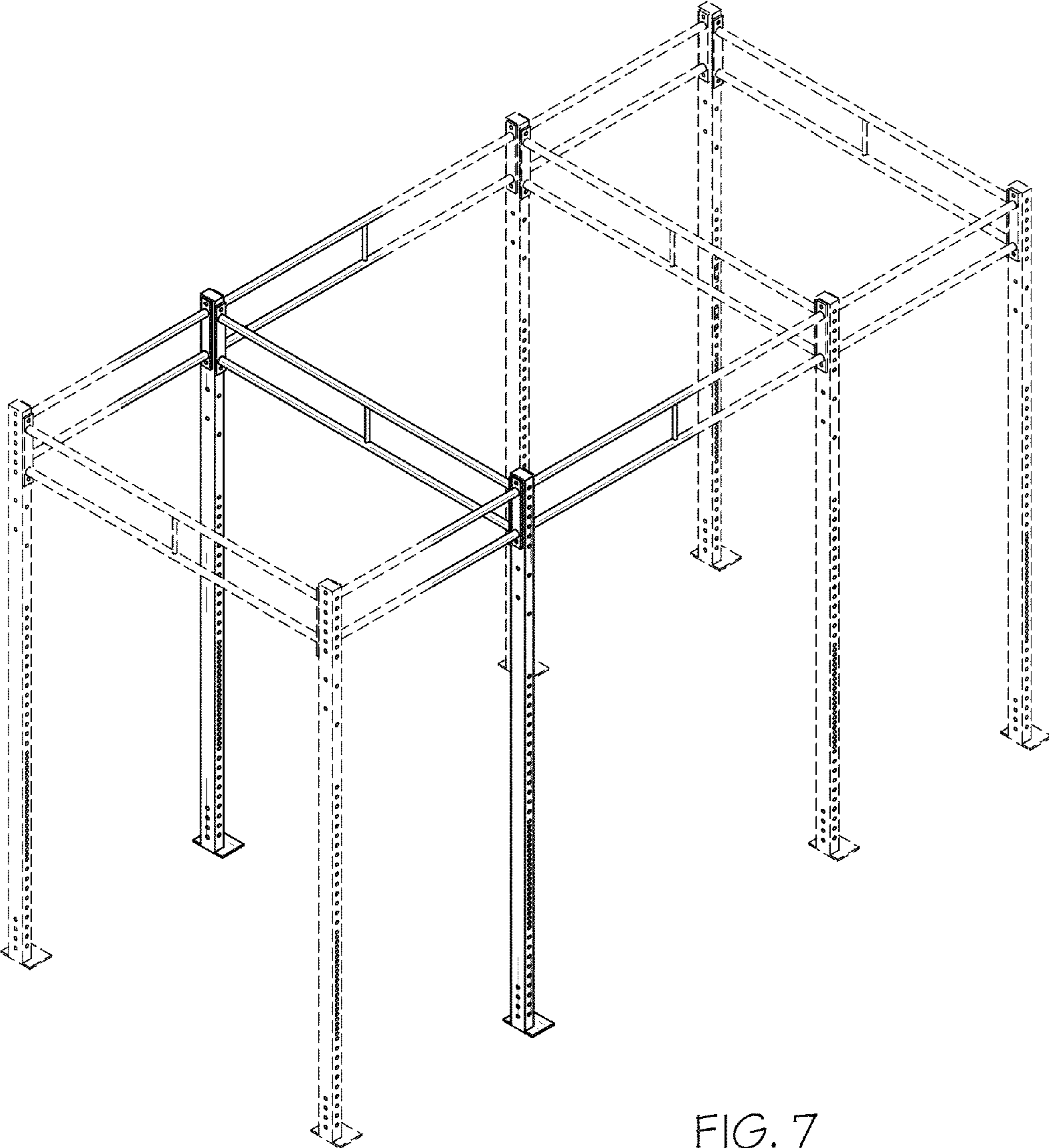


FIG. 7

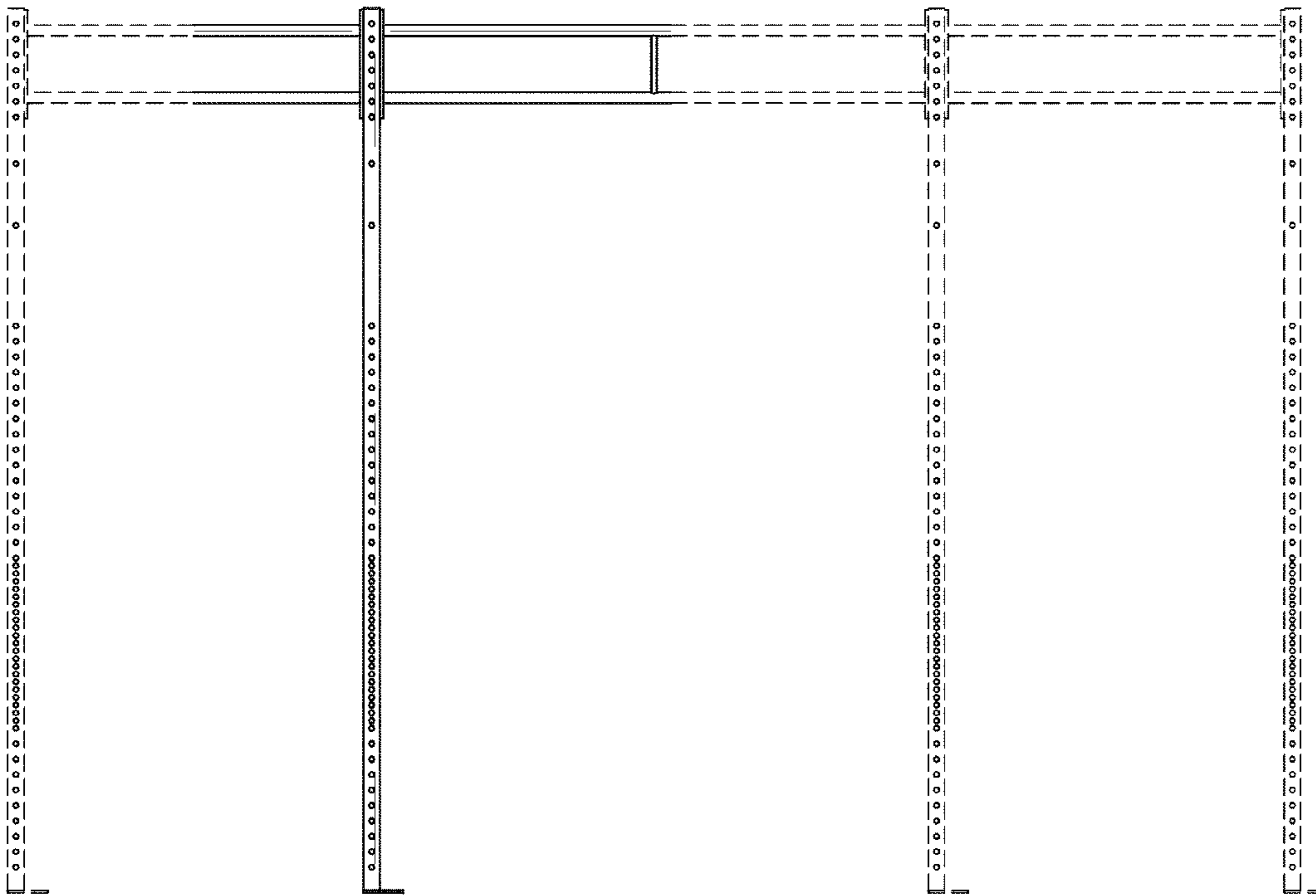


FIG. 8



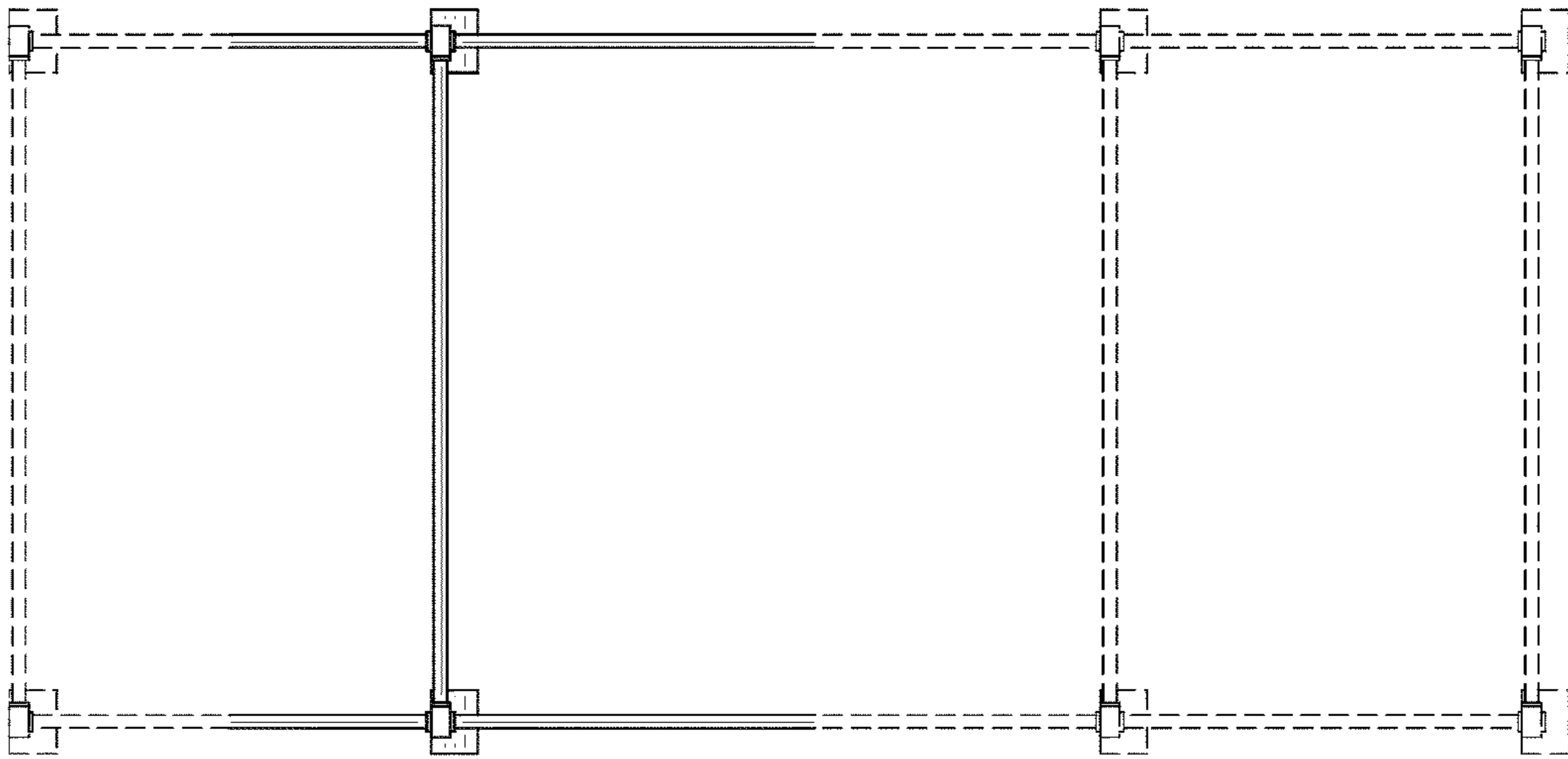


FIG. 9

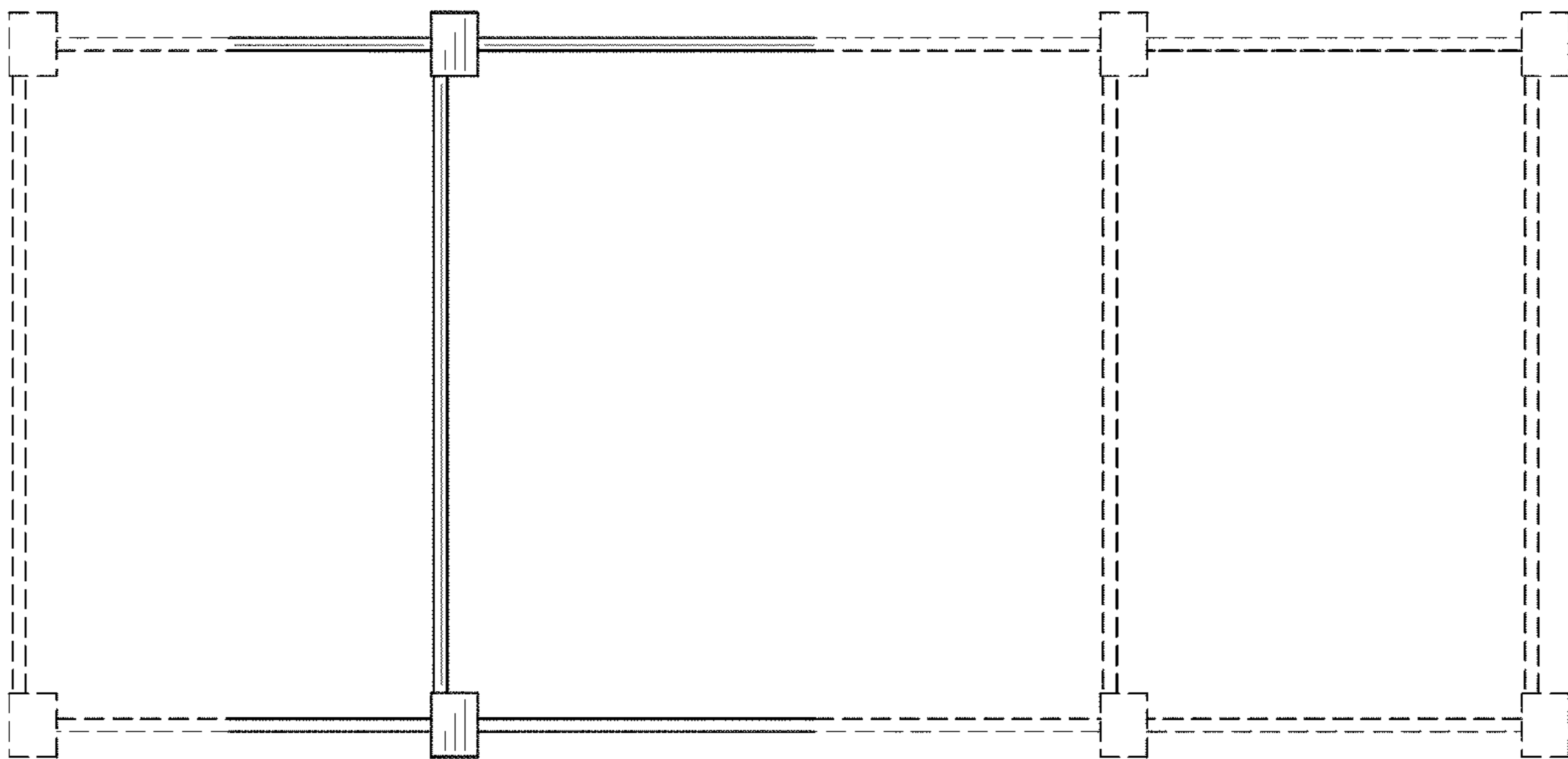


FIG. 10




FIG. 11

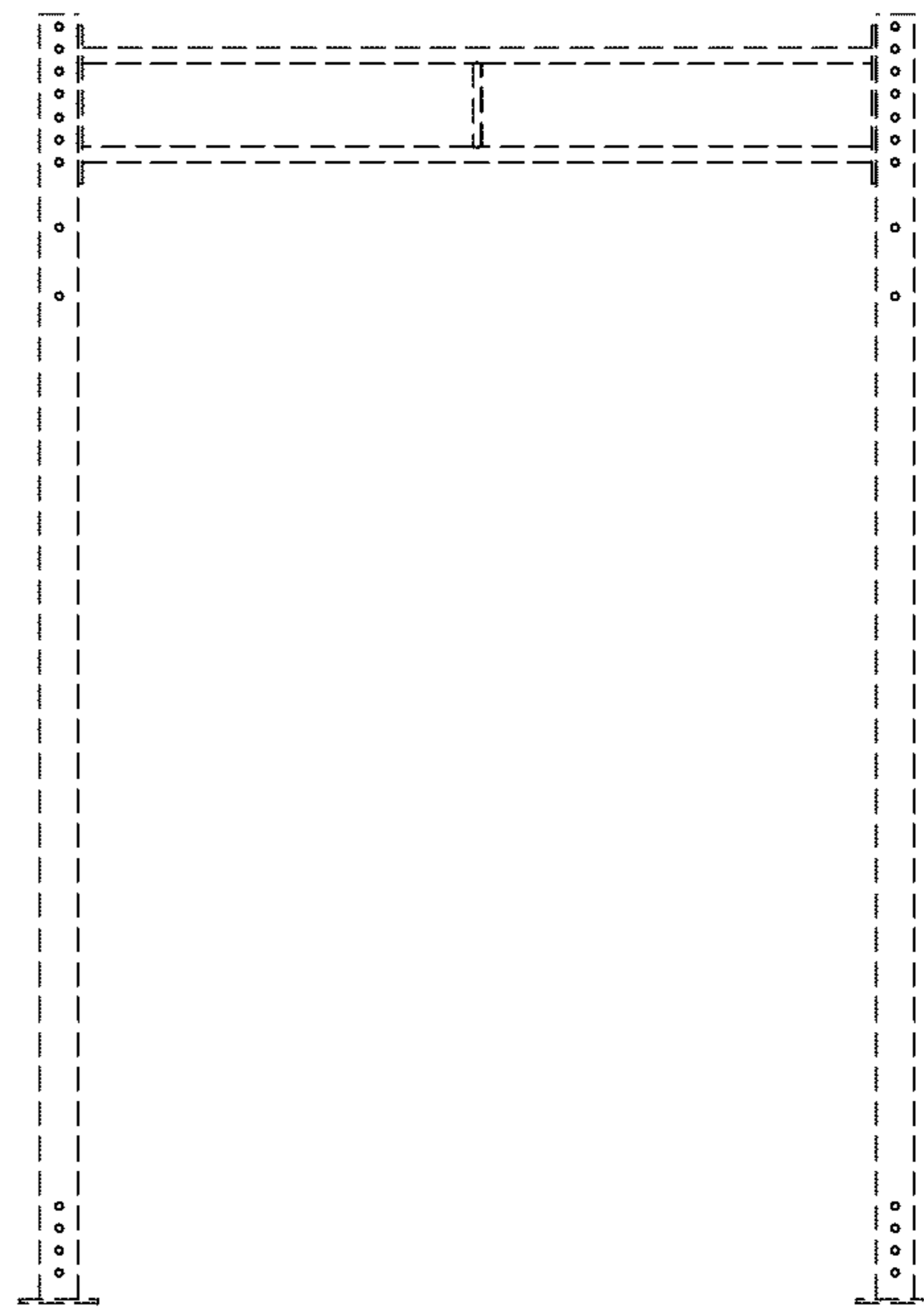


FIG. 12