



US00D636024S

(12) **United States Design Patent**
Pascale

(10) **Patent No.:** **US D636,024 S**

(45) **Date of Patent:** **** Apr. 12, 2011**

(54) **ORGANIZER CLIP**

(76) Inventor: **Steven Patrick Pascale**, Irvine, CA (US)

(**) Term: **14 Years**

(21) Appl. No.: **29/378,064**

(22) Filed: **Oct. 28, 2010**

Related U.S. Application Data

(63) Continuation of application No. 29/353,961, filed on Jan. 16, 2010.

(30) **Foreign Application Priority Data**

Jul. 16, 2010 (JP) 2010-017506

(51) **LOC (9) Cl.** **19-02**

(52) **U.S. Cl.** **D19/65**

(58) **Field of Classification Search** D3/207,
D3/208, 209, 210, 211, 212; D7/698, 699;
D19/1, 2, 9, 10, 11, 52, 65, 86, 88, 99, 100;
24/67 R, 67.1, 67.3, 67.5, 67.7, 67.9, 67.11,
24/67 CF, 67 P, 570, DIG. 8, DIG. 9; 40/124.01,
40/124.06, 625, 658; 235/487, 488; 283/75,
283/106, 107, 108, 904; 428/913.3; 281/45;
D8/394, 395

See application file for complete search history.

(56) **References Cited**

U.S. PATENT DOCUMENTS

D37,219	S	*	11/1904	Benza	D6/300
919,620	A	*	4/1909	McComb	402/80 R
1,105,431	A	*	7/1914	Hodgson	229/78.1
3,150,426	A	*	9/1964	Jones	24/67 R
3,974,543	A	*	8/1976	Thomas	24/67.11
D315,675	S	*	3/1991	Kennedy et al.	D8/395
D413,929	S	*	9/1999	Hartmann et al.	D19/88
D438,568	S	*	3/2001	Saylor et al.	D19/92
D455,024	S	*	4/2002	Mimick et al.	D6/406.3
D455,274	S	*	4/2002	O'Hare et al.	D6/300
D472,728	S	*	4/2003	Harris et al.	D6/406.3

D490,472	S	*	5/2004	Nuttall et al.	D19/88
D495,369	S	*	8/2004	Holland	D19/88
D500,601	S	*	1/2005	Shehu	D6/300
D504,574	S	*	5/2005	Fonfeder	D6/300
D518,525	S	*	4/2006	Bhavnani	D19/88
D519,158	S	*	4/2006	Wolff et al.	D19/88
D521,561	S	*	5/2006	Wolff et al.	D19/88
D524,856	S	*	7/2006	Pascale et al.	D19/1
D525,658	S	*	7/2006	Wolff et al.	D19/88
D532,825	S	*	11/2006	Bhavnani	D19/88
D536,736	S	*	2/2007	Pascale et al.	D19/88
D585,493	S	*	1/2009	Pascale	D19/65
D586,391	S	*	2/2009	Pascale	D19/27
2006/0290134	A1	*	12/2006	Pascale et al.	281/44

* cited by examiner

Primary Examiner — Elizabeth A Albert

(74) *Attorney, Agent, or Firm* — Trojan Law Offices

(57) **CLAIM**

The ornamental design for an organizer clip, as shown and described.

DESCRIPTION

FIG. 1 is a front view of an organizer clip in accordance with my new design;

FIG. 2 is a top view of the organizer clip shown in FIG. 1;

FIG. 3 is a bottom view of the organizer clip shown in FIG. 1;

FIG. 4 is a left side view of the organizer clip shown in FIG. 1;

FIG. 5 is a right side view of the organizer clip shown in FIG. 1;

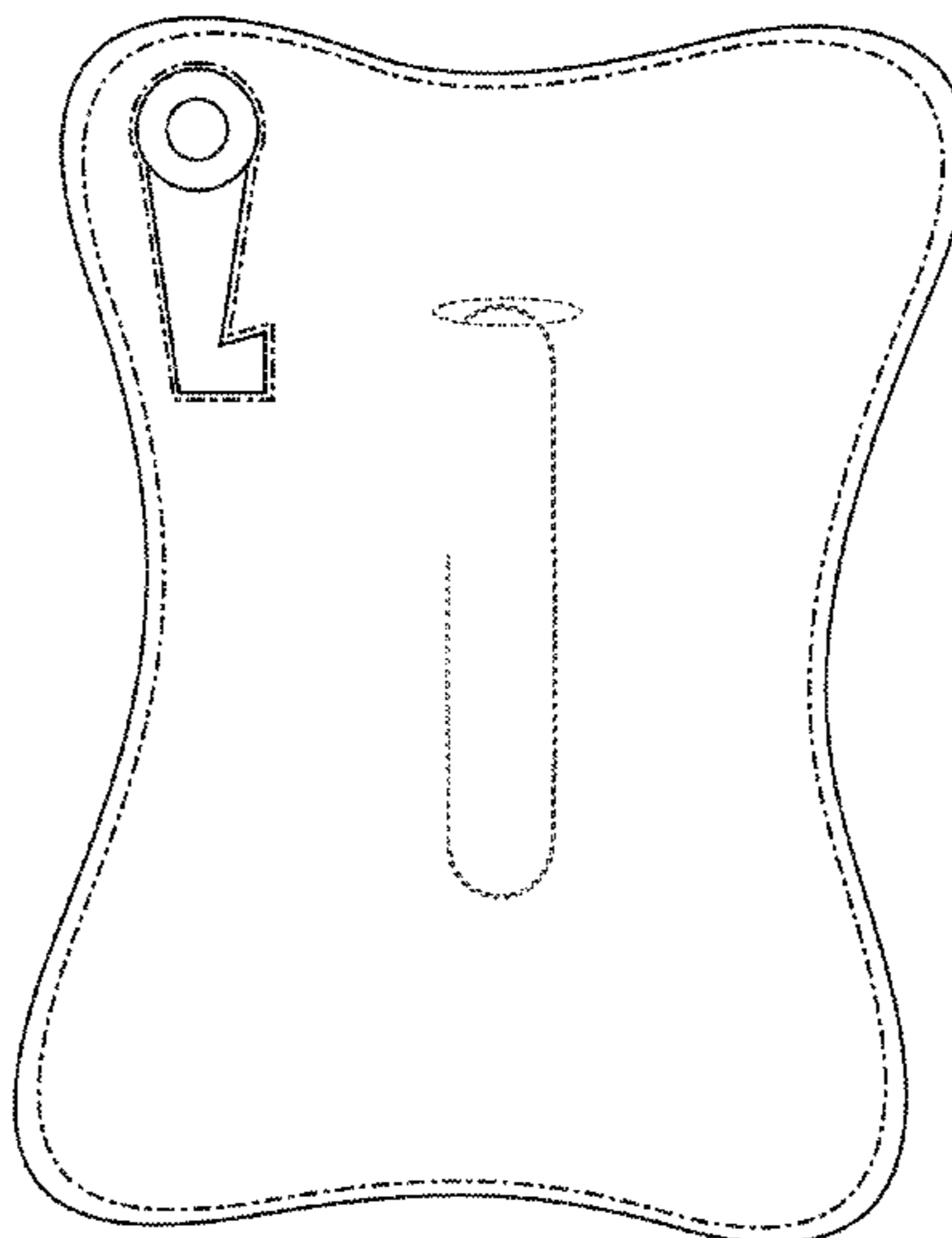
FIG. 6 is a rear view of the organizer clip shown in FIG. 1; and,

FIG. 7 is a perspective view of the organizer clip shown in FIG. 1.

The long and short broken lines around the inside edge and around the feature in the upper left corner define the bounds of the claimed design and form no part thereof.

The evenly spaced broken lines showing the clip and aperture in the middle of the organizer clip show portions that form no part of the claimed design.

1 Claim, 4 Drawing Sheets



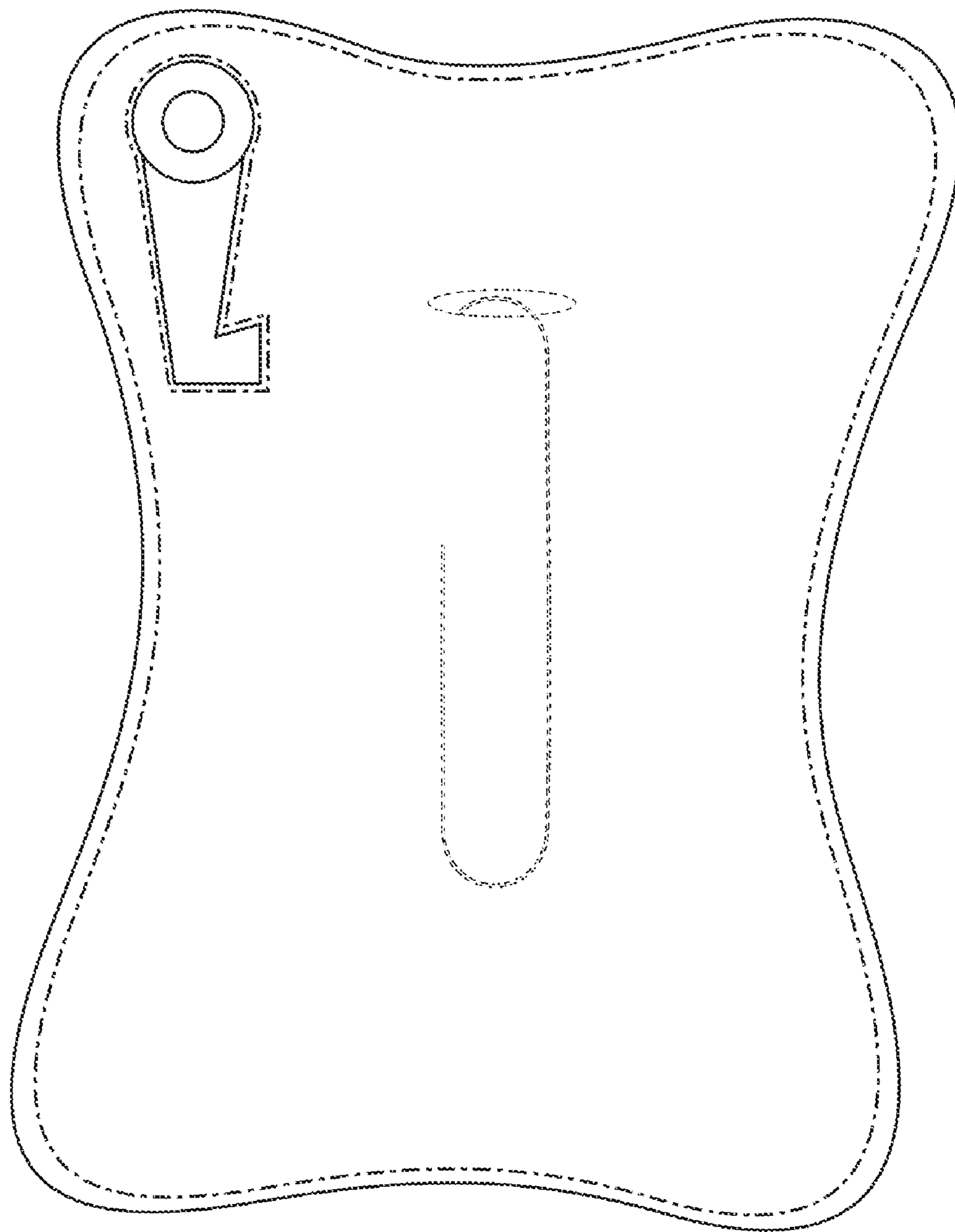


Fig. 1




Fig. 2




Fig. 3

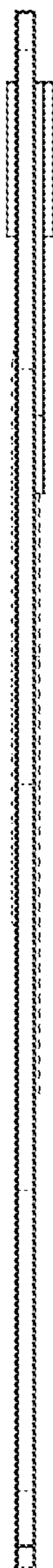


Fig. 4




Fig. 5

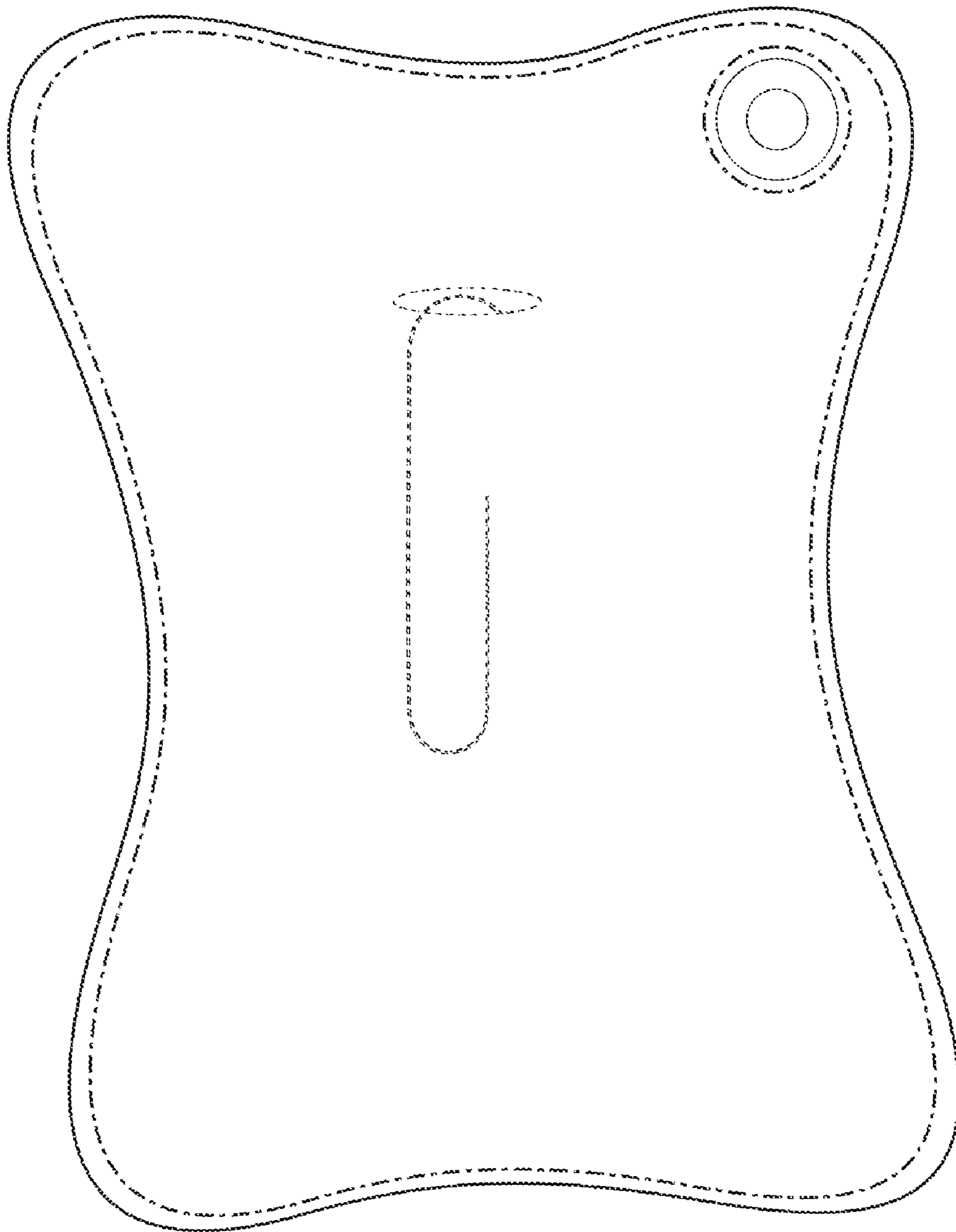


Fig. 6

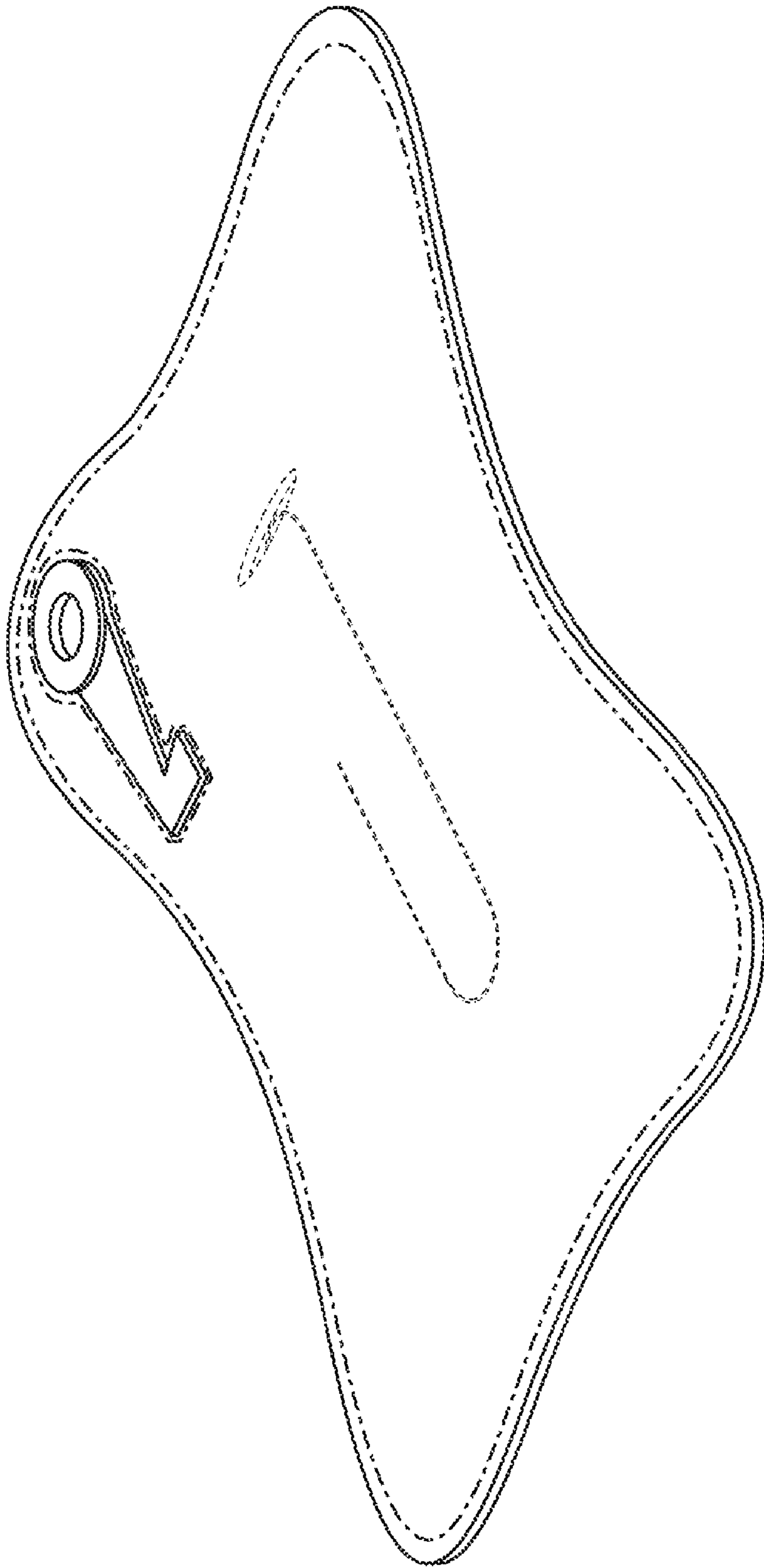


Fig. 7