



US00D635997S

(12) **United States Design Patent**  
**Mays et al.**

(10) **Patent No.:** **US D635,997 S**  
(45) **Date of Patent:** **\*\* Apr. 12, 2011**

(54) **DISPLAY SCREEN WITH AN ANIMATED AVATAR**

(75) Inventors: **Eddie Mays**, Renton, WA (US); **Thomas Soemo**, Redmond, WA (US)

(73) Assignee: **Microsoft Corporation**, Redmond, WA (US)

(\*\*) Term: **14 Years**

(21) Appl. No.: **29/350,058**

(22) Filed: **Nov. 10, 2009**

(51) **LOC (9) Cl.** ..... **32-00**

(52) **U.S. Cl.** ..... **D14/495**

(58) **Field of Classification Search** ..... D14/485–495;  
D18/26, 31–33; D20/11, 12, 23–25, 29–32,  
D20/36–38; 715/700–867, 973–977  
See application file for complete search history.

(56) **References Cited**

**U.S. PATENT DOCUMENTS**

D3,071 S *	6/1868	McKenzie	.....	D20/25
D38,294 S *	10/1906	Reach	.....	D20/31
D44,343 S *	7/1913	Landis	.....	D20/31
D47,542 S *	7/1915	Newmyer	.....	D11/184
D48,052 S *	10/1915	Wilson	.....	D20/31
D48,449 S *	1/1916	Norden	.....	D20/31
D58,098 S *	6/1921	Morrill	.....	D20/32
D139,865 S *	1/1945	Foreman	.....	D20/31
2,843,946 A *	7/1958	Brown	.....	434/256
D254,379 S *	3/1980	Dickey	.....	D18/33
D254,497 S *	3/1980	Dickey	.....	D18/33
D388,421 S *	12/1997	Polson et al.	.....	D14/494
D388,422 S *	12/1997	Polson et al.	.....	D14/494
D388,423 S *	12/1997	Polson et al.	.....	D14/494
D400,196 S *	10/1998	Cameron et al.	.....	D14/495
5,882,204 A *	3/1999	Iannazo et al.	.....	434/251
D408,027 S *	4/1999	Kojima	.....	D14/495
D421,430 S *	3/2000	Saxena et al.	.....	D14/495
D421,749 S *	3/2000	Saxena et al.	.....	D14/495
D503,407 S *	3/2005	Kaku	.....	D14/495
D599,819 S *	9/2009	Lew	.....	D14/495
D602,035 S *	10/2009	Murchie et al.	.....	D14/485

D607,891 S *	1/2010	Murchie et al.	.....	D14/485
D607,892 S *	1/2010	Murchie et al.	.....	D14/485
D619,609 S *	7/2010	Meziere	.....	D14/486
D619,618 S *	7/2010	Ridgeway	.....	D14/494
D620,025 S *	7/2010	Ridgeway	.....	D14/494
D620,026 S *	7/2010	Ridgeway	.....	D14/494
D620,027 S *	7/2010	Ridgeway	.....	D14/494

(Continued)

*Primary Examiner* — Cathron C Brooks

*Assistant Examiner* — Karen E Kearney

(74) *Attorney, Agent, or Firm* — Banner & Witcoff, Ltd.

(57) **CLAIM**

The ornamental design for an display screen with an animated avatar, as shown and described.

**DESCRIPTION**

FIG. 1 is a front view of the first image in the sequence for a display screen with an animated avatar showing our new design;

FIG. 2 is a front view of the second image thereof;

FIG. 3 is a front view of the third image thereof;

FIG. 4 is a front view of the fourth image thereof;

FIG. 5 is a front view of the fifth image thereof;

FIG. 6 is a front view of the sixth image thereof;

FIG. 7 is a front view of the seventh image thereof;

FIG. 8 is a front view of the eighth image thereof;

FIG. 9 is a front view of the ninth image thereof;



FIG. 10 is a front view of the tenth image thereof;

FIG. 11 is a front view of the eleventh image thereof; and,

FIG. 12 is a front view of the twelfth image thereof.

The appearance of the animated avatar sequentially transitions between the images shown in FIGS. 1-12. The process or period in which one image transitions to another forms no part of the claimed design. The broken line showings of a portion of the display screen, seat back, and portions of the avatar are for the purpose of illustrating unclaimed portions of the display screen with an animated avatar and form no part of the claimed design.

**1 Claim, 12 Drawing Sheets**



# US D635,997 S

Page 2

---

## U.S. PATENT DOCUMENTS

2003/0174177	A1*	9/2003	Tsukuda et al. ....	345/810	2009/0300513	A1*	12/2009	Nims et al. ....	715/747
2009/0065596	A1*	3/2009	Seem et al. ....	236/51	2010/0146433	A1*	6/2010	Murata et al. ....	715/782
2009/0271848	A1*	10/2009	Leung et al. ....	726/6	2010/0257460	A1*	10/2010	Zaner et al. ....	715/753

\* cited by examiner




FIG. 1




FIG. 2




FIG. 3




FIG. 4

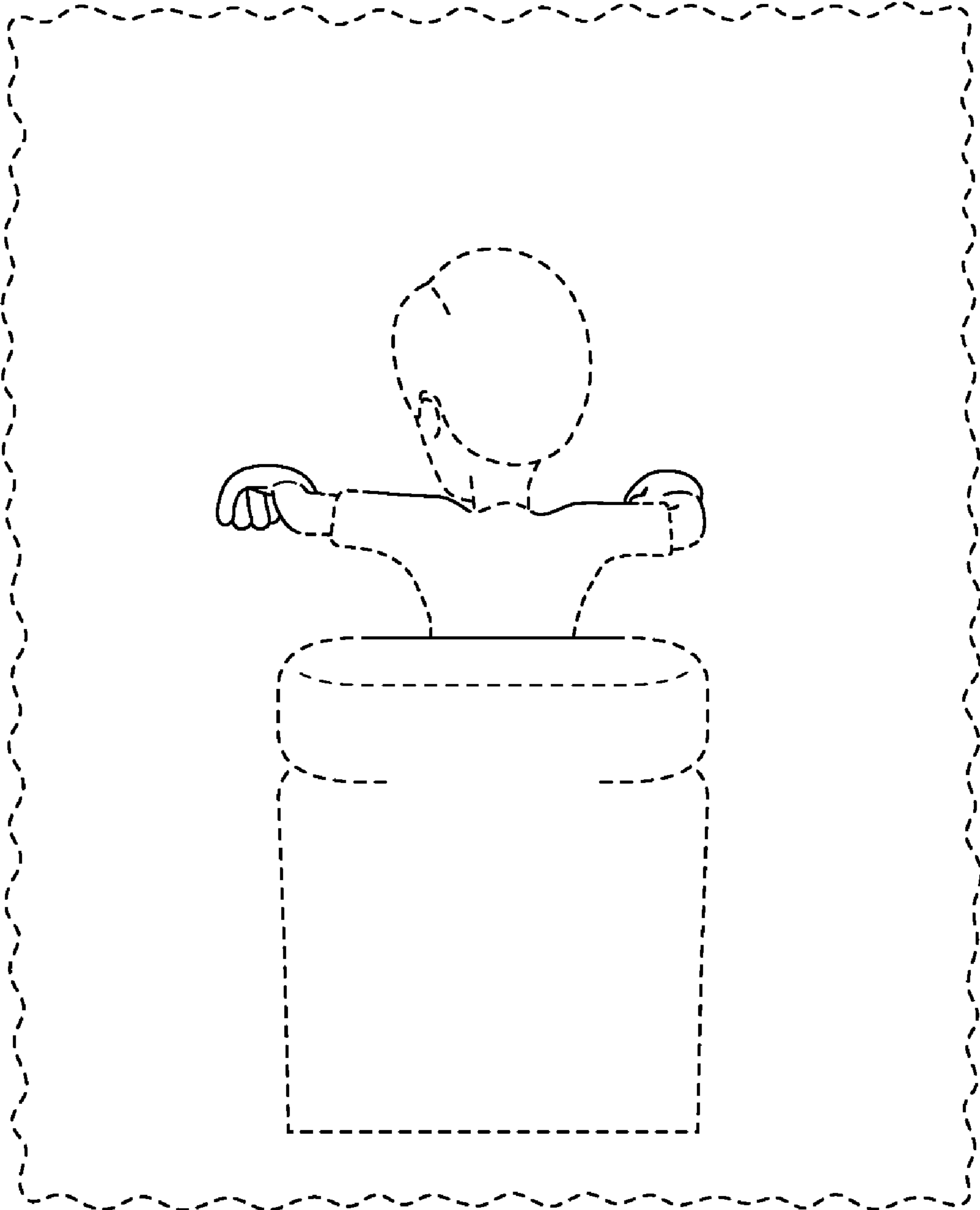


FIG. 5




FIG. 6



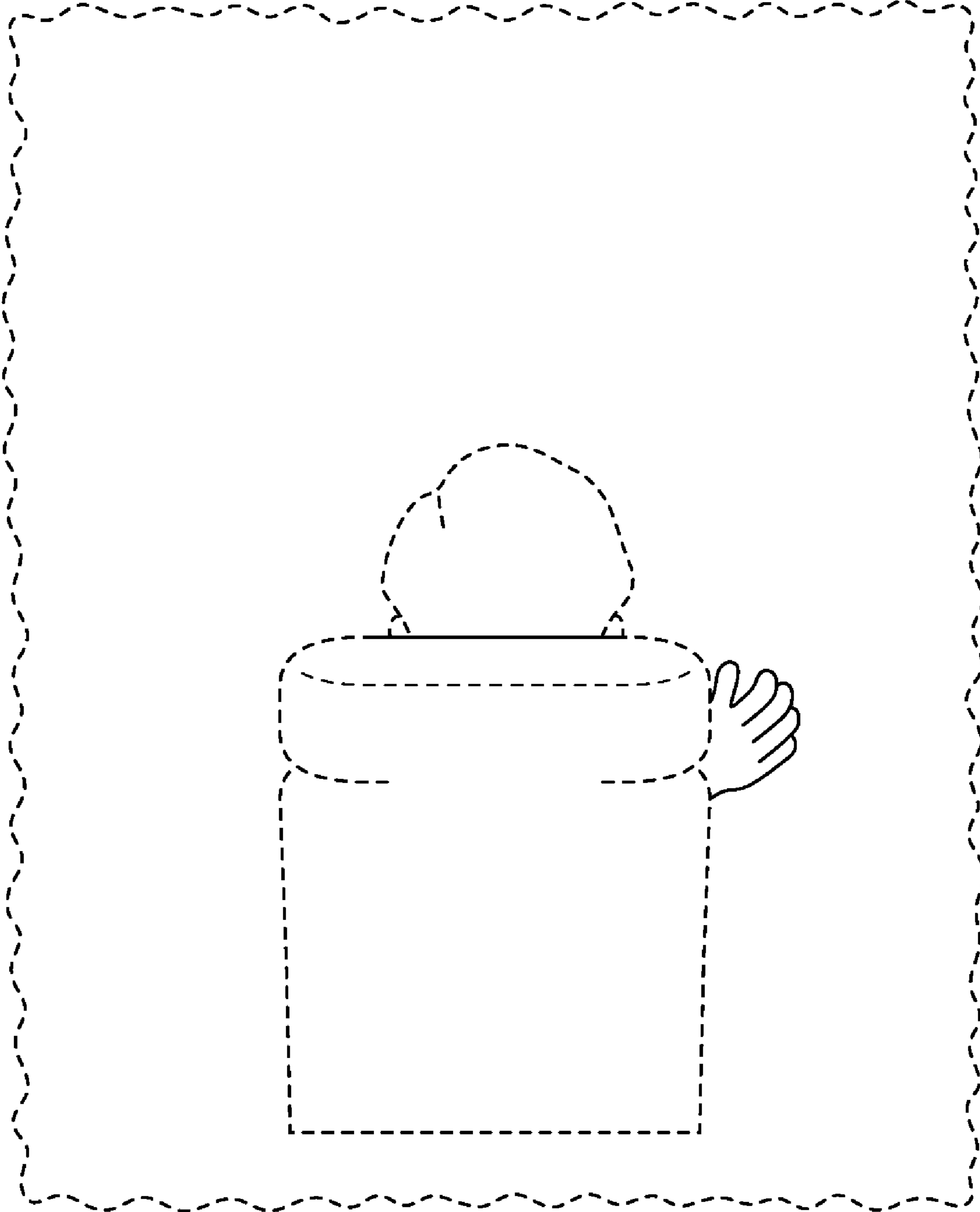


FIG. 7




FIG. 8




FIG. 9

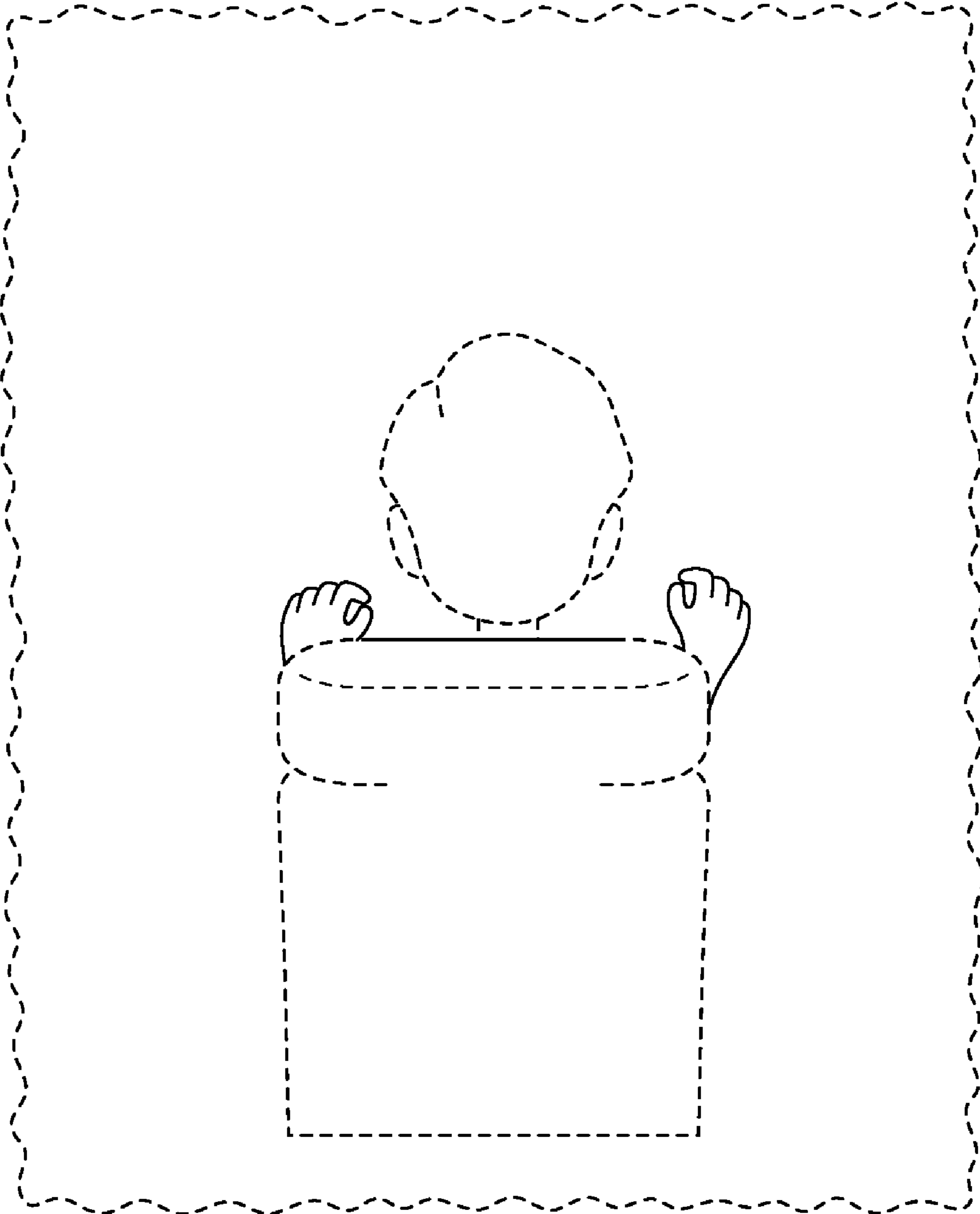


FIG. 10

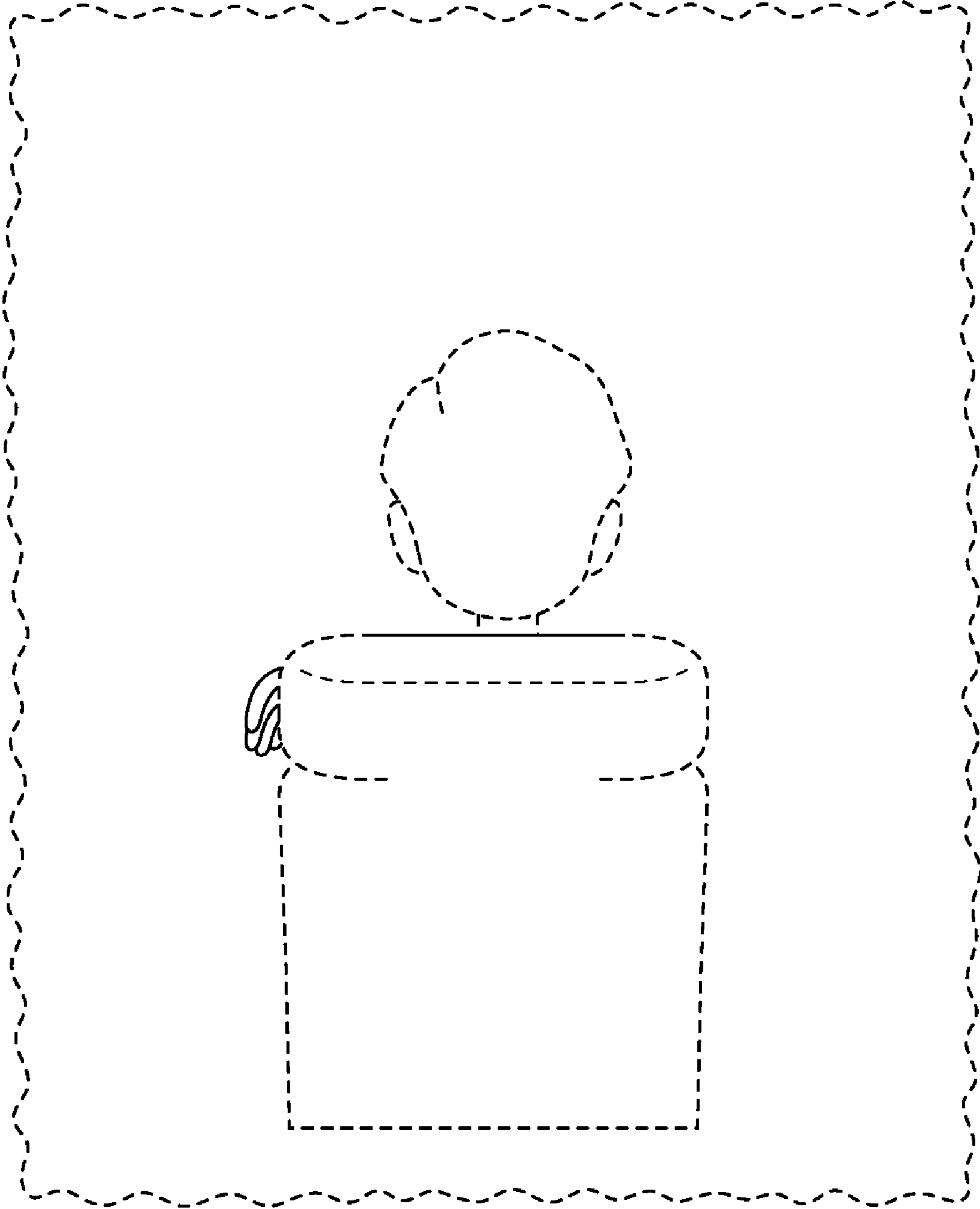


FIG. 11

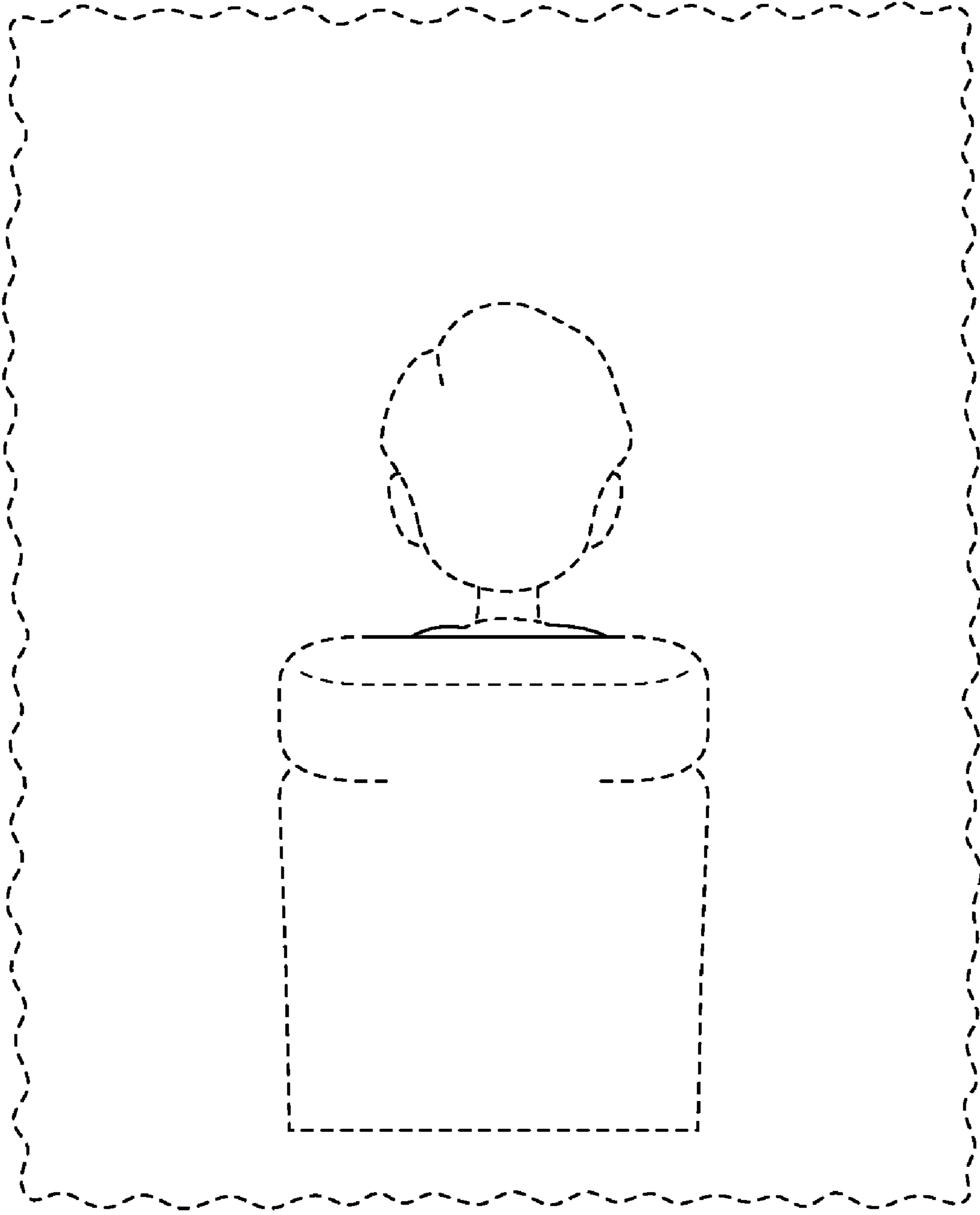


FIG. 12