



US00D635994S

(12) **United States Design Patent**  
**Mays et al.**

(10) **Patent No.:** **US D635,994 S**  
(45) **Date of Patent:** **\*\* Apr. 12, 2011**

(54) **DISPLAY SCREEN WITH AN ANIMATED AVATAR**

(75) Inventors: **Eddie Mays**, Renton, WA (US); **Thomas Soemo**, Redmond, WA (US)

(73) Assignee: **Microsoft Corporation**, Redmond, WA (US)

(\*\*) Term: **14 Years**

(21) Appl. No.: **29/350,052**

(22) Filed: **Nov. 10, 2009**

(51) **LOC (9) Cl.** ..... **32-00**

(52) **U.S. Cl.** ..... **D14/495**

(58) **Field of Classification Search** ..... D14/485-495;  
D18/26, 31-33; D20/11, 12, 23-25, 29-32,  
D20/36-38; 715/700-867, 973-977

See application file for complete search history.

(56) **References Cited**

**U.S. PATENT DOCUMENTS**

D21,336 S *	2/1892	Richardson	.....	D20/31
D47,542 S *	7/1915	Newmyer	.....	D11/184
D48,052 S *	10/1915	Wilso	.....	D20/31
D48,449 S *	1/1916	Norden	.....	D20/31
D52,651 S *	11/1918	Hanson	.....	D20/31
D58,098 S *	6/1921	Morrill	.....	D20/32
D59,726 S *	11/1921	Ellis	.....	D20/31
D254,379 S *	3/1980	Dickey	.....	D18/33
D254,497 S *	3/1980	Dickey	.....	D18/33
D307,606 S *	5/1990	Jervis, Sr.	.....	D20/31
D308,229 S *	5/1990	Jervis, Sr.	.....	D20/31
D308,398 S *	6/1990	Sartz	.....	D20/31
D388,421 S *	12/1997	Polson et al.	.....	D14/494
D388,422 S *	12/1997	Polson et al.	.....	D14/494
D388,423 S *	12/1997	Polson et al.	.....	D14/494
D400,196 S *	10/1998	Cameron et al.	.....	D14/495
D402,285 S *	12/1998	Ozawa	.....	D14/494

(Continued)

**OTHER PUBLICATIONS**

Logo Lounge 2, by Bill Gardner and Catharine Fishel, Rockport Publishers, Gloucester, MA © 2005, p. 162.\*

*Primary Examiner* — Cathron C Brooks

*Assistant Examiner* — Karen E Kearney

(74) *Attorney, Agent, or Firm* — Banner & Witcoff, Ltd.

(57) **CLAIM**

The ornamental design for an display screen with an animated avatar, as shown and described.

**DESCRIPTION**

FIG. 1 is a front view of the first image in the sequence for a display screen with an animated avatar showing our new design;

FIG. 2 is a front view of the second image thereof;

FIG. 3 is a front view of the third image thereof;

FIG. 4 is a front view of the fourth image thereof;

FIG. 5 is a front view of the fifth image thereof;

FIG. 6 is a front view of the sixth image thereof;

FIG. 7 is a front view of the seventh image thereof;

FIG. 8 is a front view of the eighth image thereof;

FIG. 9 is a front view of the ninth image thereof;

FIG. 10 is a front view of the tenth image thereof;

FIG. 11 is a front view of the eleventh image thereof;

FIG. 12 is a front view of the twelfth image thereof;

FIG. 13 a front view of is the thirteenth image thereof;



FIG. 14 is a front view of the fourteenth image thereof;

FIG. 15 is a front view of the fifteenth image thereof; and,

FIG. 16 is a front view of the sixteenth image thereof.

The appearance of the animated avatar sequentially transitions between the images shown in FIGS. 1-16. The process or period in which one image transitions to another forms no part of the claimed design. The broken line showings of a portion of the display screen, seat back, and portions of the avatar are for the purpose of illustrating unclaimed portions of the display screen with an animated avatar and form no part of the claimed design.

**1 Claim, 16 Drawing Sheets**



# US D635,994 S

Page 2

---

## U.S. PATENT DOCUMENTS

5,882,204	A *	3/1999	Iannazo et al. ....	434/251	D620,025	S *	7/2010	Ridgeway .....	D14/494
D418,496	S *	1/2000	Baker et al. ....	D14/486	D620,026	S *	7/2010	Ridgeway .....	D14/494
D550,244	S *	9/2007	Nijima .....	D14/491	D620,027	S *	7/2010	Ridgeway .....	D14/494
D599,819	S *	9/2009	Lew .....	D14/495	2008/0059158	A1 *	3/2008	Matsuo et al. ....	704/221
D602,035	S *	10/2009	Murchie et al. ....	D14/485	2009/0065596	A1 *	3/2009	Seem et al. ....	236/51
D607,891	S *	1/2010	Murchie et al. ....	D14/485	2009/0271848	A1 *	10/2009	Leung et al. ....	726/6
D607,892	S *	1/2010	Murchie et al. ....	D14/485	2009/0300513	A1 *	12/2009	Nims et al. ....	715/747
D619,618	S *	7/2010	Ridgeway .....	D14/494					

\* cited by examiner




FIG. 1

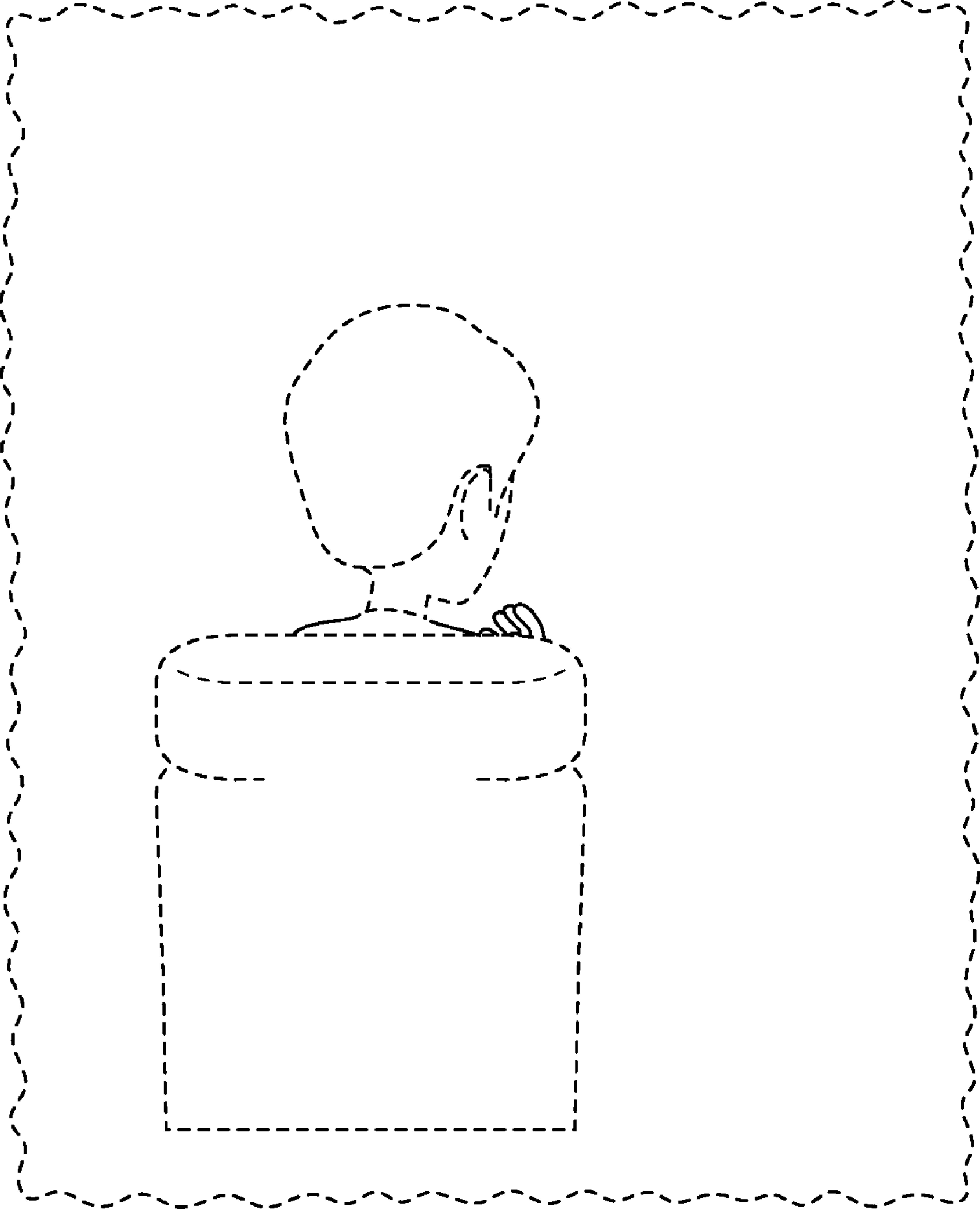


FIG. 2




FIG. 3




FIG. 4




FIG. 5




FIG. 6






FIG. 7




FIG. 8




FIG. 9




FIG. 10




FIG. 11




FIG. 12




FIG. 13




FIG. 14






FIG. 15




FIG. 16