

US00D635993S

(12) **United States Design Patent**
Mays et al.

(10) **Patent No.:** **US D635,993 S**

(45) **Date of Patent:** **** Apr. 12, 2011**

(54) **DISPLAY SCREEN WITH AN ANIMATED AVATAR**

(75) Inventors: **Eddie Mays**, Renton, WA (US); **Thomas Soemo**, Redmond, WA (US)

(73) Assignee: **Microsoft Corporation**, Redmond, WA (US)

(**) Term: **14 Years**

(21) Appl. No.: **29/350,051**

(22) Filed: **Nov. 10, 2009**

(51) **LOC (9) Cl.** **32-00**

(52) **U.S. Cl.** **D14/495**

(58) **Field of Classification Search** D14/485-495;
D18/26, 31-33; D20/11, 12, 23-25, 29-32,
D20/36-38; 715/700-867, 973-977

See application file for complete search history.

(56) **References Cited**

U.S. PATENT DOCUMENTS

D12,594 S *	12/1881	Grout	D20/31
D17,907 S *	11/1887	Chisholm et al.	D20/18
D21,336 S *	2/1892	Richardson	D20/31
D24,886 S *	11/1895	Jenings	D20/31
D28,054 S *	12/1897	Hicks et al.	D20/31
D28,055 S *	12/1897	Hicks et al.	D20/31
D28,056 S *	12/1897	Hicks et al.	D20/31
D44,343 S *	7/1913	Landis	D20/31
D44,559 S *	8/1913	Garniss	D20/31
D47,542 S *	7/1915	Newmyer	D11/184
D48,052 S *	10/1915	Wilson	D20/31
D48,449 S *	1/1916	Norden	D20/31
D52,651 S *	11/1918	Hanson	D20/31
D58,098 S *	6/1921	Morrill	D20/32
D59,726 S *	11/1921	Ellis	D20/31
D78,366 S *	4/1929	Shepard	D20/31
D125,659 S *	3/1941	Fox	D20/31
D139,865 S *	1/1945	Foreman	D20/31
D139,955 S *	1/1945	Sholkin	D20/31
2,843,946 A *	7/1958	Brown	434/256
D246,905 S *	1/1978	Szabo	D19/59
D248,425 S *	7/1978	Darrell	D20/25
D254,379 S *	3/1980	Dickey	D18/33
D254,497 S *	3/1980	Dickey	D18/33

D307,606 S *	5/1990	Jervis, Sr.	D20/31
D308,229 S *	5/1990	Jervis, Sr.	D20/31
D308,398 S *	6/1990	Sartz	D20/31
D388,421 S *	12/1997	Polson et al.	D14/494
D388,422 S *	12/1997	Polson et al.	D14/494
D388,423 S *	12/1997	Polson et al.	D14/494
D400,196 S *	10/1998	Cameron et al.	D14/495
D402,285 S *	12/1998	Ozawa	D14/494
5,882,204 A *	3/1999	Iannazo et al.	434/251
D408,027 S *	4/1999	Kojima	D14/495
D416,242 S *	11/1999	Kojima	D14/495
D418,496 S *	1/2000	Baker et al.	D14/486
D421,430 S *	3/2000	Saxena et al.	D14/495
D421,749 S *	3/2000	Saxena et al.	D14/495
D563,420 S *	3/2008	Yamashita et al.	D14/485
D599,819 S *	9/2009	Lew	D14/495
D602,035 S *	10/2009	Murchie et al.	D14/485
D607,891 S *	1/2010	Murchie et al.	D14/485
D607,892 S *	1/2010	Murchie et al.	D14/485
D619,609 S *	7/2010	Meziere	D14/486
D619,618 S *	7/2010	Ridgeway	D14/494
D620,025 S *	7/2010	Ridgeway	D14/494
D620,026 S *	7/2010	Ridgeway	D14/494
D620,027 S *	7/2010	Ridgeway	D14/494
2009/0065596 A1 *	3/2009	Seem et al.	236/51
2009/0300513 A1 *	12/2009	Nims et al.	715/747
2010/0083109 A1 *	4/2010	Tse et al.	715/702
2010/0257460 A1 *	10/2010	Zaner et al.	715/753

* cited by examiner

OTHER PUBLICATIONS

Logo Lounge 2, by Bill Gardner and Catharine Fishel, Rockport Publishers, Gloucester, MA © 2005, p. 120.*

Primary Examiner — Cathron C Brooks

Assistant Examiner — Karen E Kearney

(74) *Attorney, Agent, or Firm* — Banner & Witcoff, Ltd.

(57) **CLAIM**

The ornamental design for an display screen with an animated avatar, as shown and described.

DESCRIPTION

FIG. 1 is a front view of the first image in the sequence for a display screen with an animated avatar showing our new design;

FIG. 2 is a front view of the second image thereof;

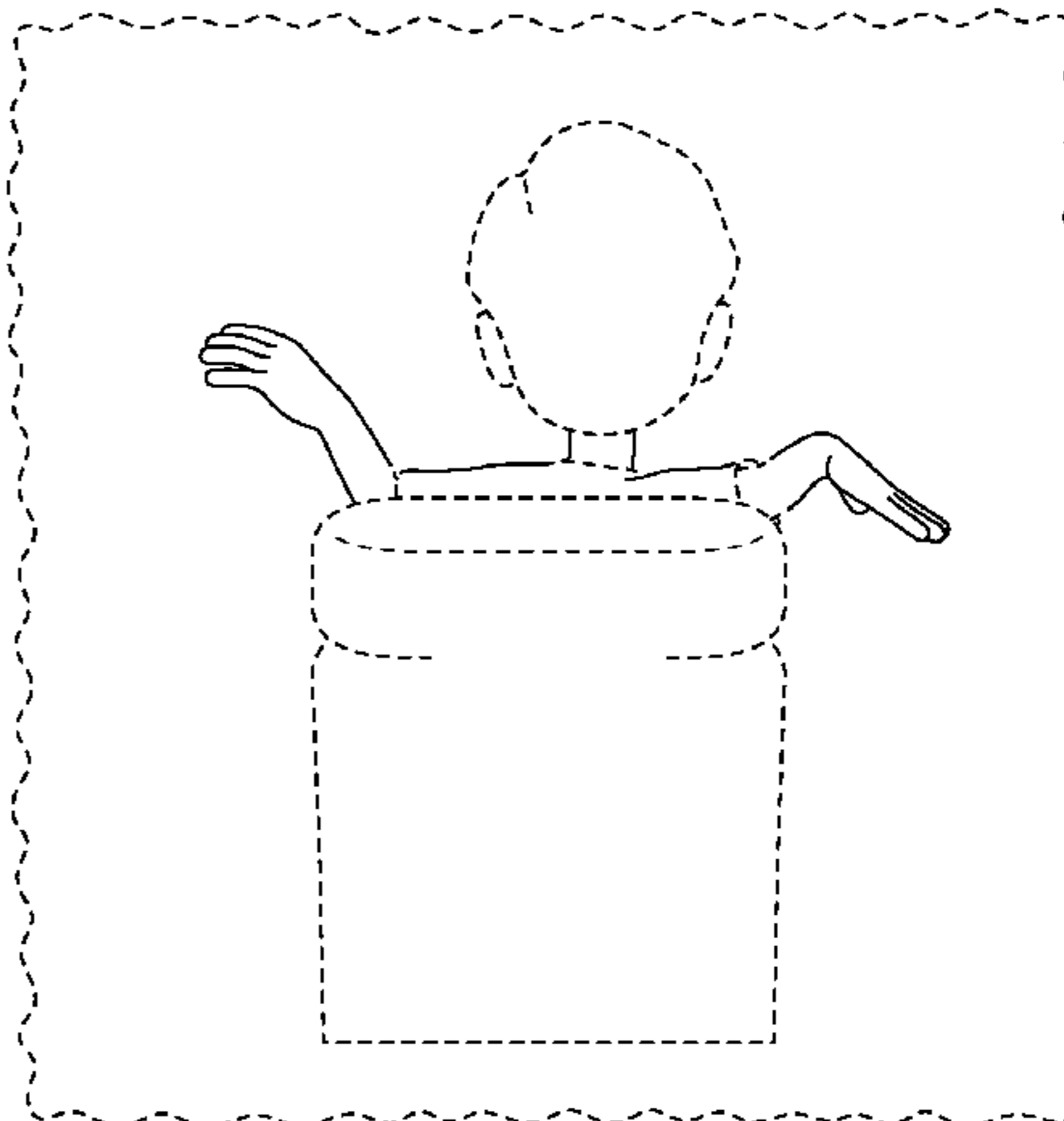
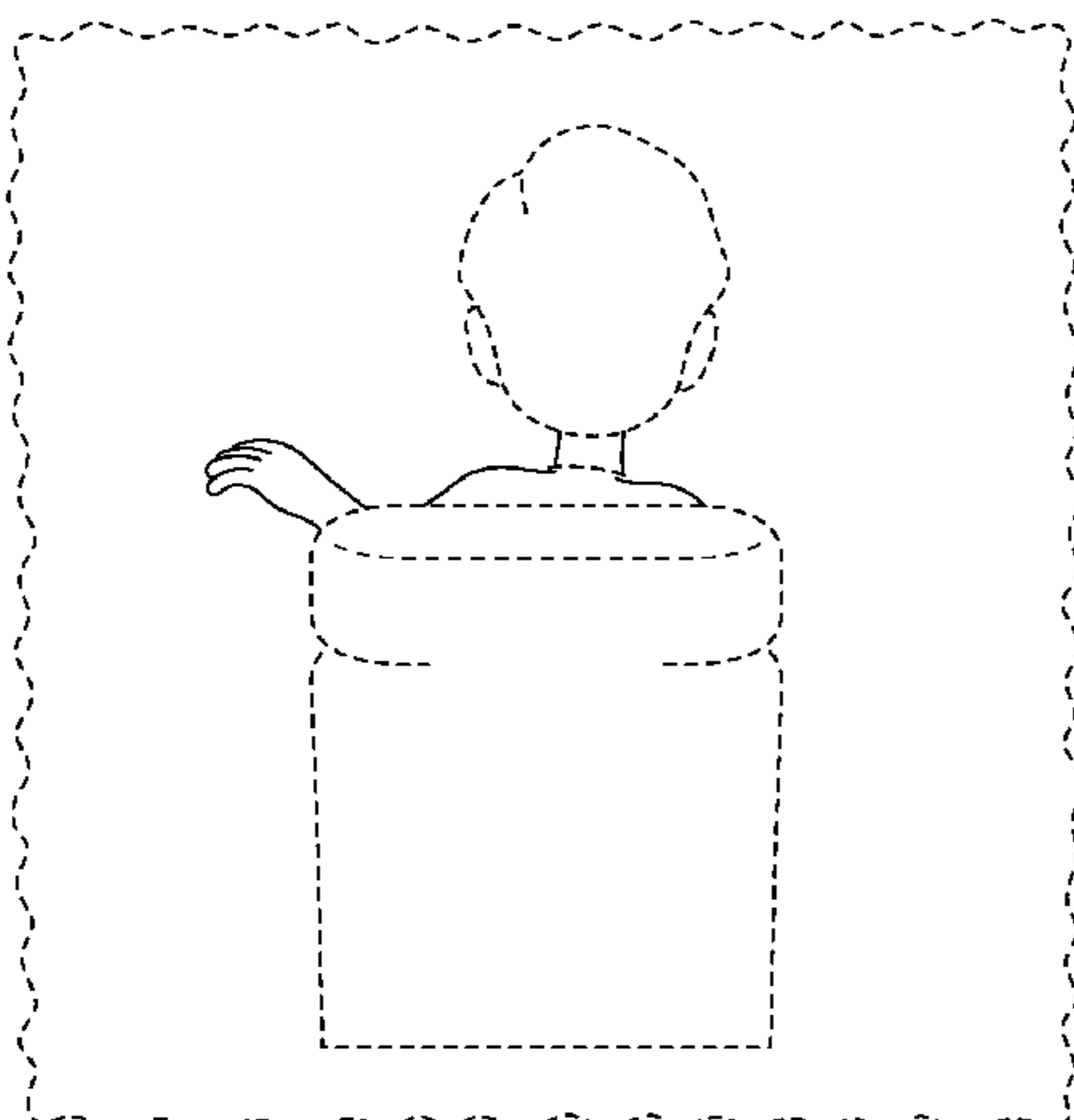


FIG. 3 is a front view of the third image thereof;
FIG. 4 is a front view of the fourth image thereof;
FIG. 5 is a front view of the fifth image thereof;
FIG. 6 is a front view of the sixth image thereof;
FIG. 7 is a front view of the seventh image thereof;
FIG. 8 is a front view of the eighth image thereof;
FIG. 9 is a front view of the ninth image thereof;
FIG. 10 is a front view of the tenth image thereof;
FIG. 11 is a front view of the eleventh image thereof;
FIG. 12 is a front view of the twelfth image thereof;
FIG. 13 is a front view of the thirteenth image thereof;
FIG. 14 is a front view of the fourteenth image thereof;
FIG. 15 is a front view of the fifteenth image thereof;
FIG. 16 is a front view of the sixteenth image thereof;
FIG. 17 is a front view of the seventeenth image thereof;
FIG. 18 is a front view of the eighteenth image thereof;
FIG. 19 is a front view of the nineteenth image thereof;
FIG. 20 is a front view of the twentieth image thereof;
FIG. 21 is a front view of the twenty-first image thereof;
FIG. 22 is a front view of the twenty-second image thereof;
FIG. 23 is a front view of the twenty-third image thereof;
FIG. 24 is a front view of the twenty-fourth image thereof;
FIG. 25 is a front view of the twenty-fifth image thereof;
FIG. 26 is a front view of the twenty-sixth image thereof;
FIG. 27 is a front view of the twenty-seventh image thereof;
FIG. 28 is a front view of the twenty-eighth image thereof;
FIG. 29 is a front view of the twenty-ninth image thereof;
FIG. 30 is a front view of the thirtieth image thereof;
FIG. 31 is a front view of the thirty-first image thereof;
FIG. 32 is a front view of the thirty-second image thereof;

FIG. 33 is a front view of the thirty-third image thereof;
FIG. 34 is a front view of the thirty-fourth image thereof;
FIG. 35 is a front view of the thirty-fifth image thereof;
FIG. 36 is a front view of the thirty-sixth image thereof;
FIG. 37 is a front view of the thirty-seventh image thereof;
FIG. 38 is a front view of the thirty-eighth image thereof;
FIG. 39 is a front view of the thirty-ninth image thereof;
FIG. 40 is a front view of the fortieth image thereof;
FIG. 41 is a front view of the forty-first image thereof;
FIG. 42 is a front view of the forty-second image thereof;
FIG. 43 is a front view of the forty-third image thereof;
FIG. 44 is a front view of the forty-fourth image thereof;
FIG. 45 is a front view of the forty-fifth image thereof;
FIG. 46 is a front view of the forty-sixth image thereof;
FIG. 47 is a front view of the forty-seventh image thereof;
FIG. 48 is a front view of the forty-eighth image thereof;
FIG. 49 is a front view of the forty-ninth image thereof;
FIG. 50 is a front view of the fiftieth image thereof;
FIG. 51 is a front view of the fifty-first image thereof; and,
FIG. 52 is a front view of the fifty-second image thereof.
The appearance of the animated avatar sequentially transitions between the images shown in FIGS. 1-52. The process or period in which one image transitions to another forms no part of the claimed design. The broken line showings of a portion of the display screen, seat back, and portions of the avatar are for the purpose of illustrating unclaimed portions of the display screen with an animated avatar and form no part of the claimed design.

1 Claim, 52 Drawing Sheets




FIG. 1




FIG. 2




FIG. 3




FIG. 4




FIG. 5




FIG. 6




FIG. 7




FIG. 8




FIG. 9




FIG. 10

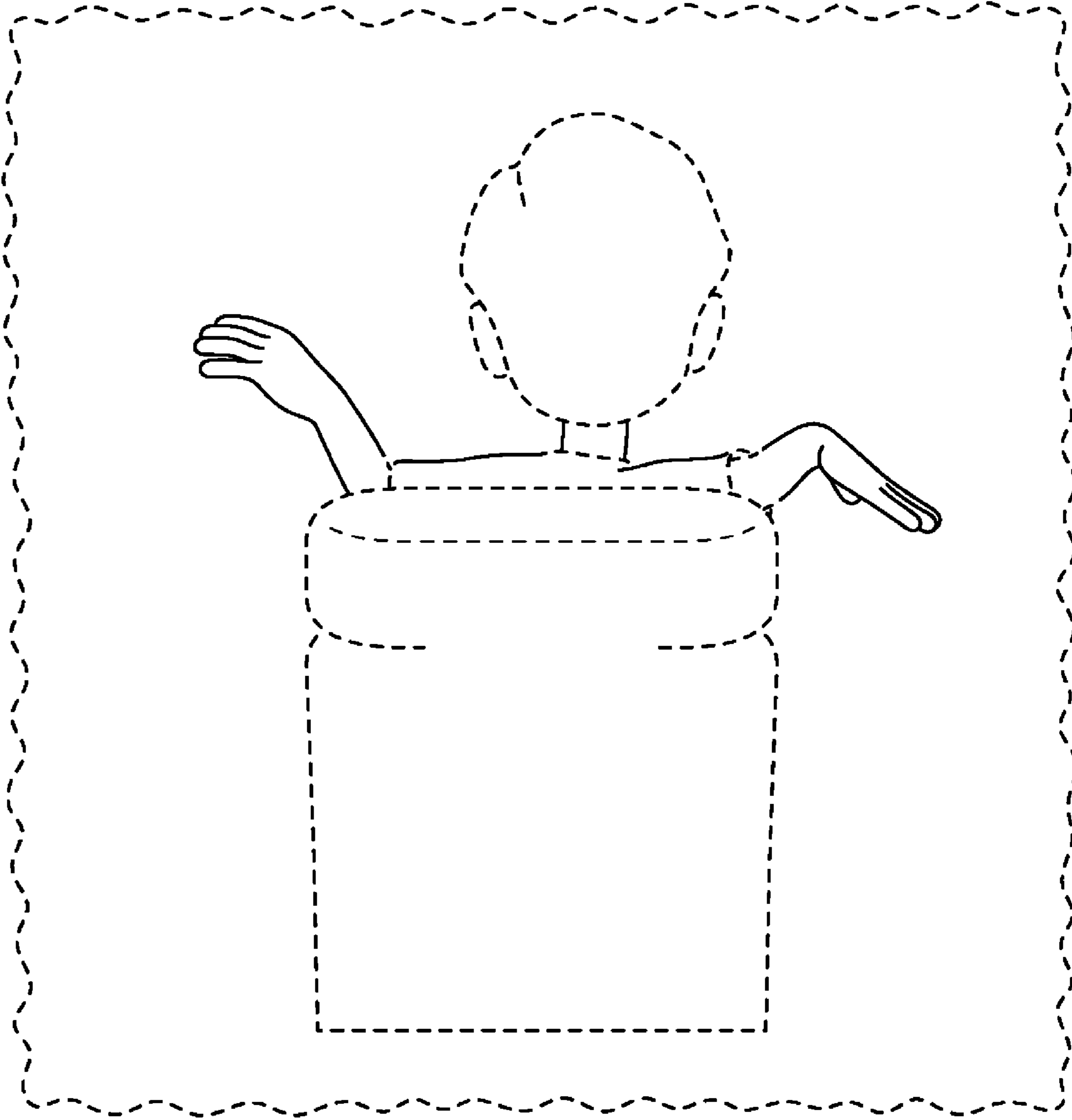


FIG. 11




FIG. 12




FIG. 13




FIG. 14

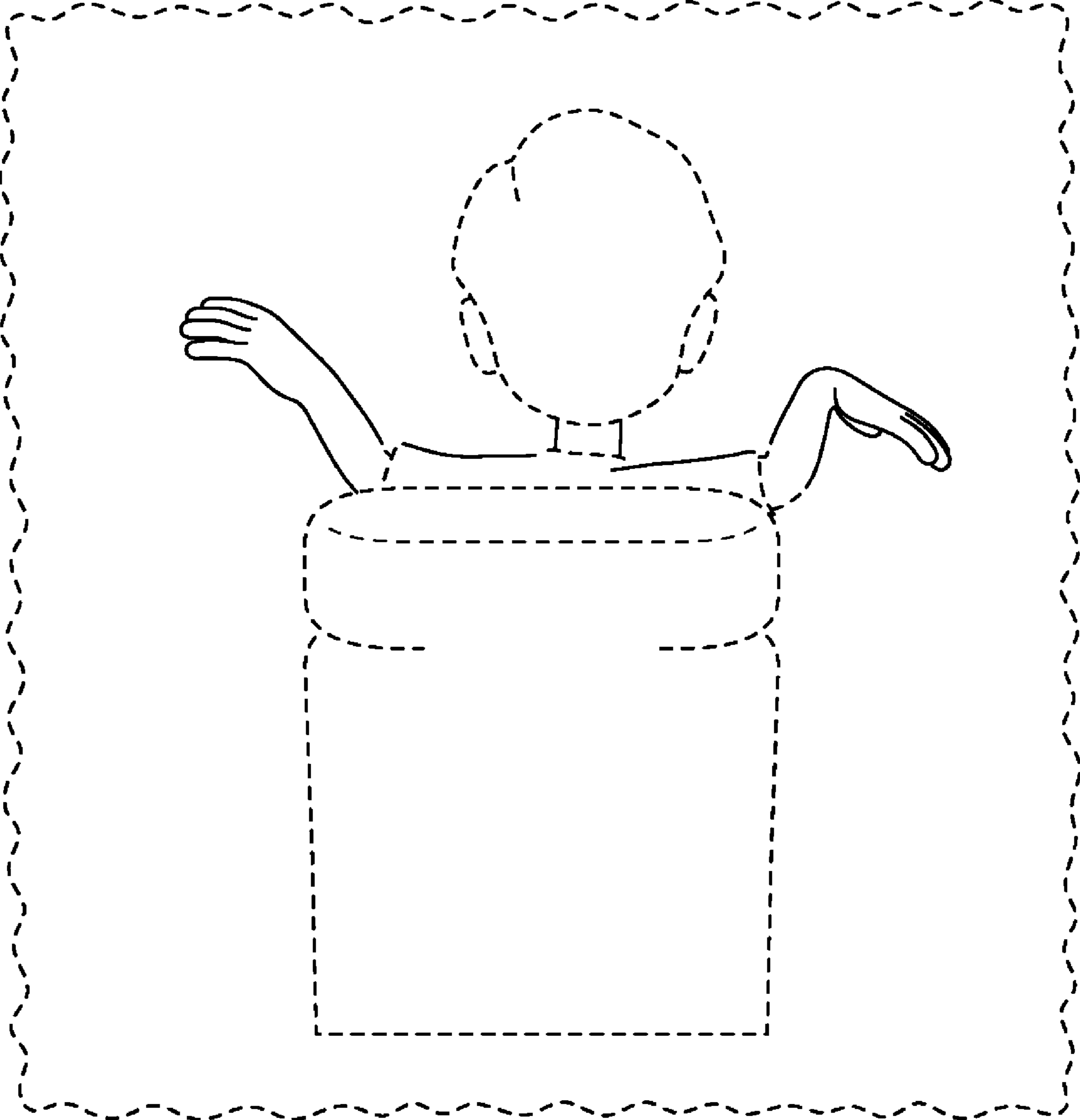


FIG. 15

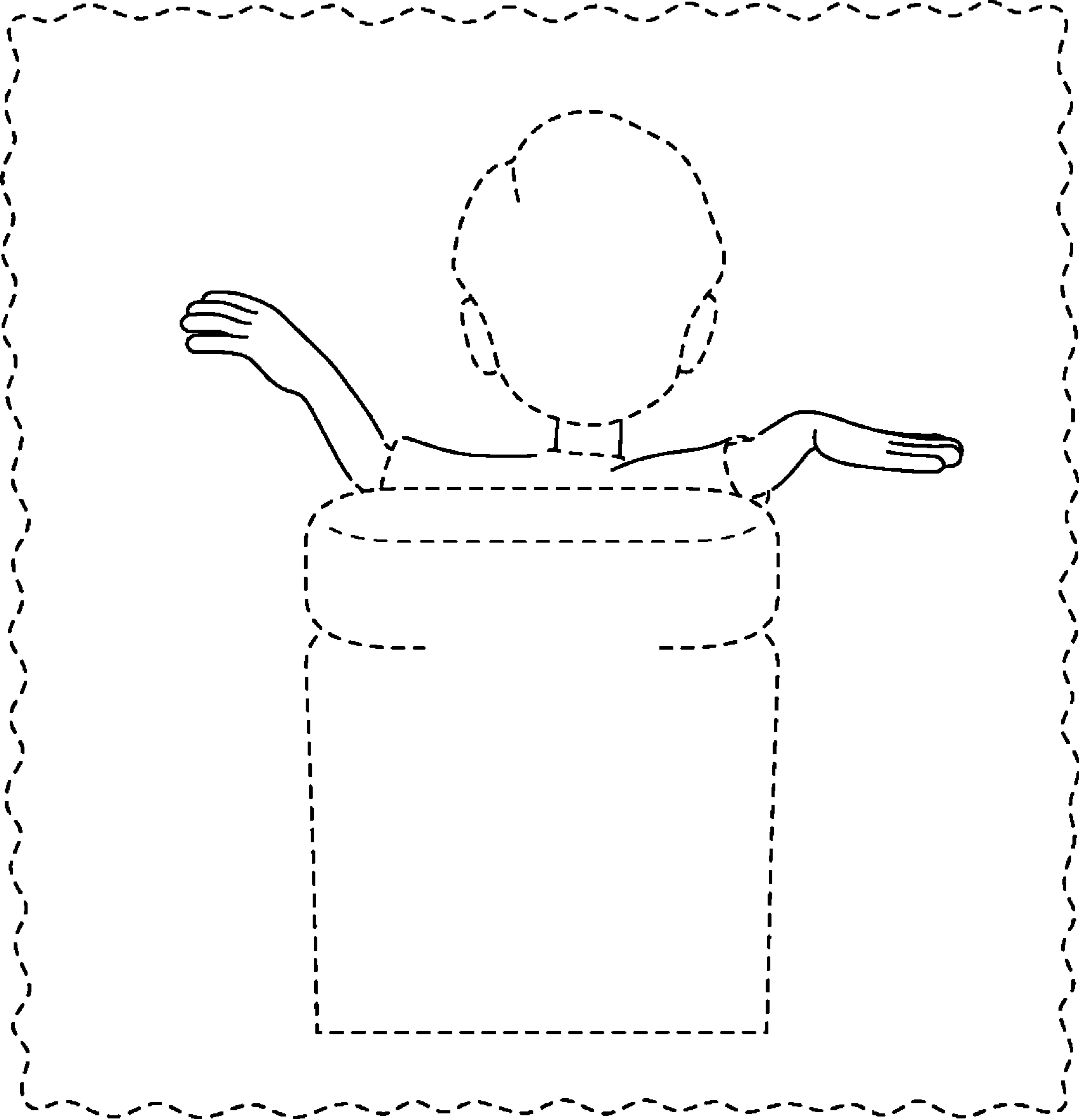


FIG. 16




FIG. 17




FIG. 18




FIG. 19




FIG. 20




FIG. 21




FIG. 22




FIG. 23




FIG. 24




FIG. 25




FIG. 26




FIG. 27




FIG. 28




FIG. 29




FIG. 30

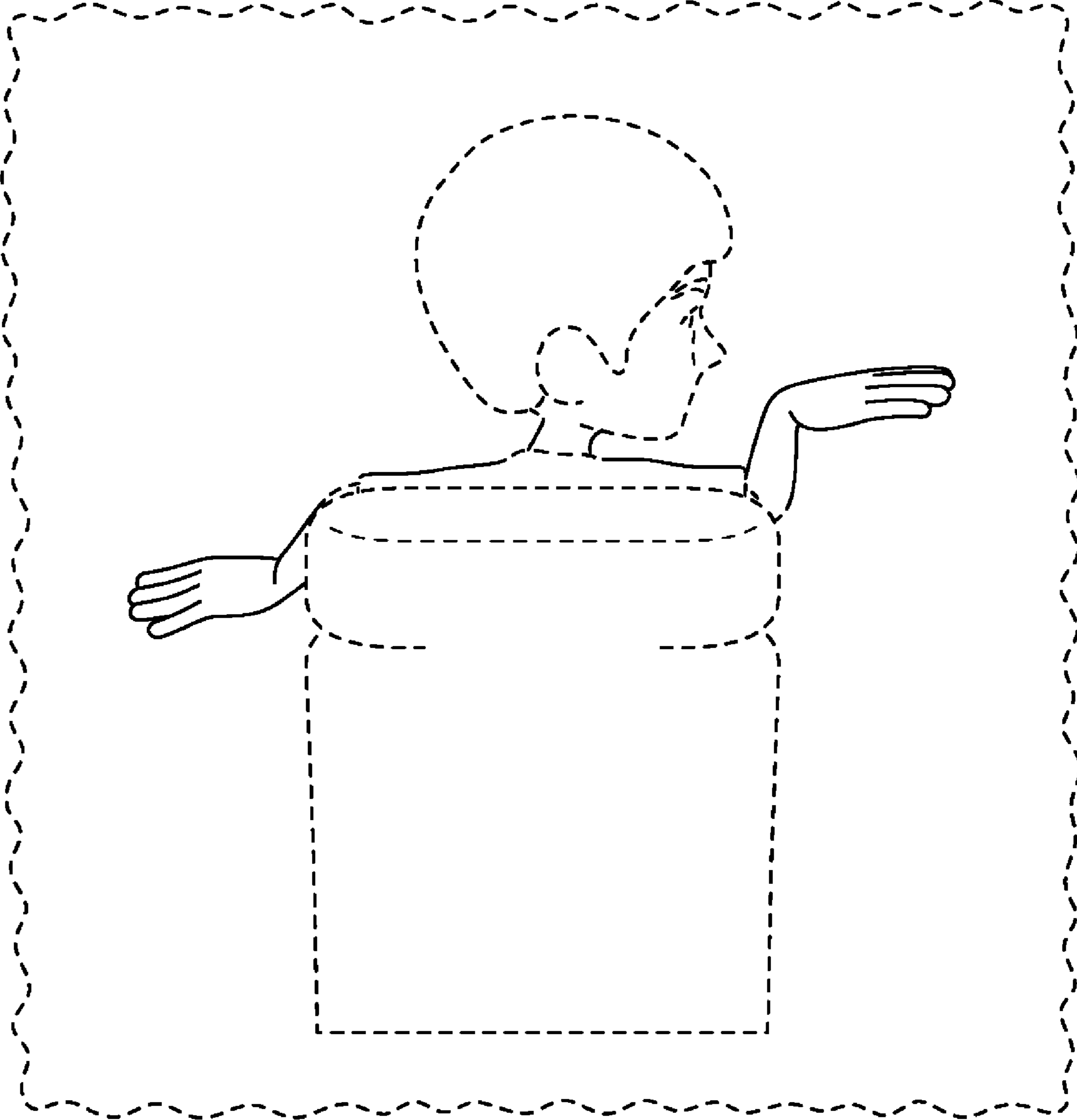


FIG. 31




FIG. 32

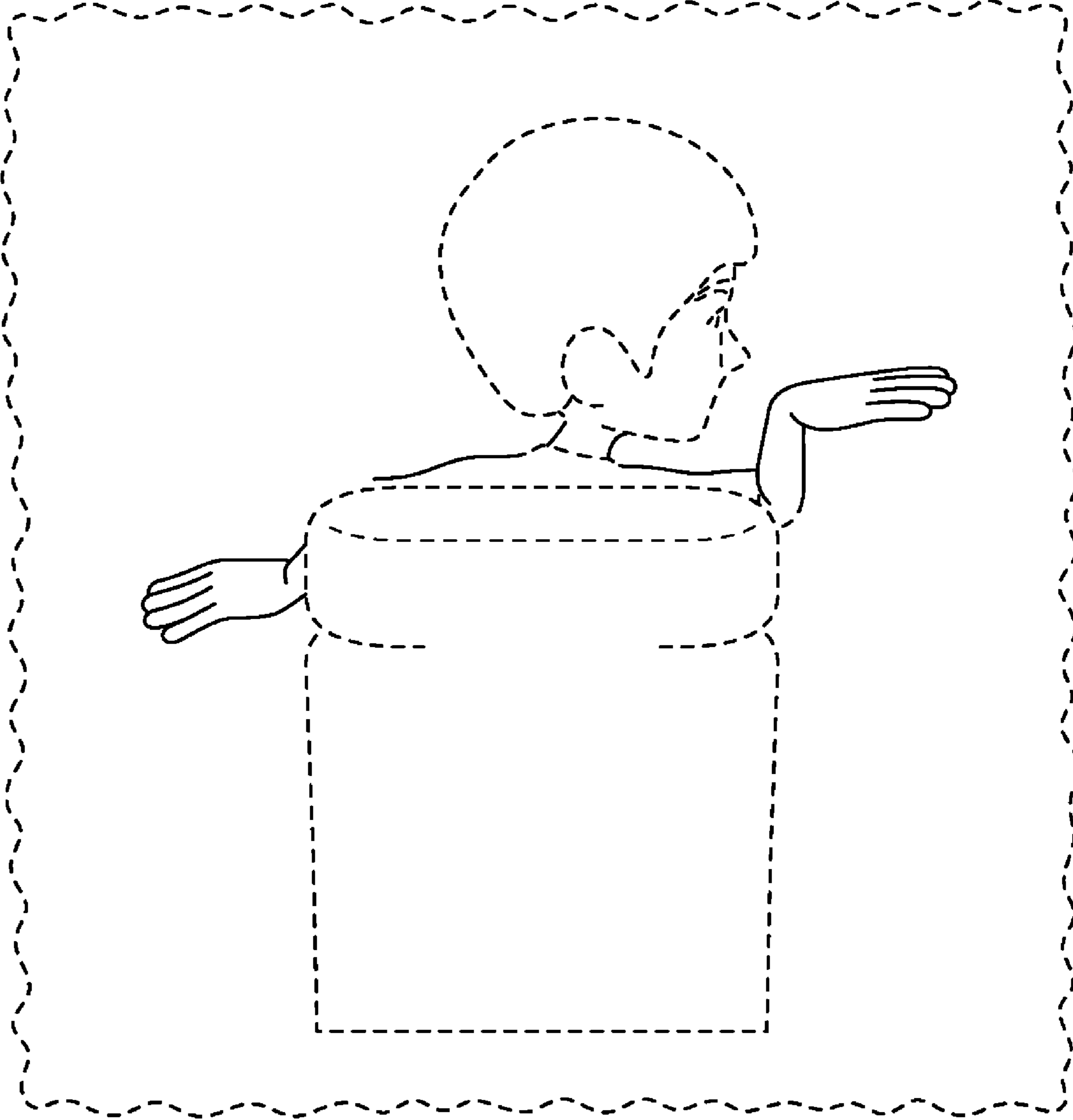


FIG. 33




FIG. 34

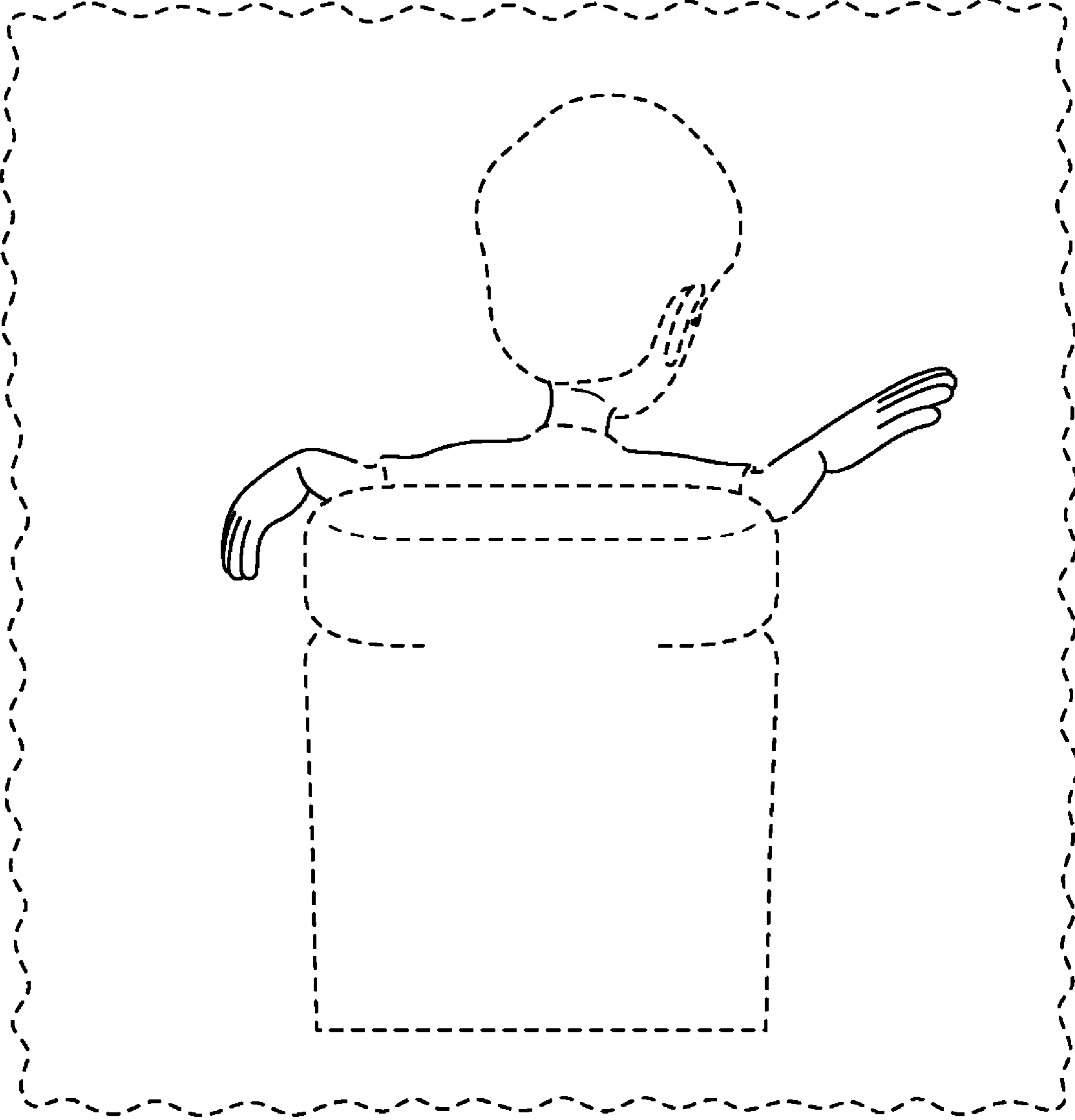


FIG. 35




FIG. 36




FIG. 37




FIG. 38




FIG. 39




FIG. 40




FIG. 41




FIG. 42




FIG. 43




FIG. 44




FIG. 45




FIG. 46




FIG. 47




FIG. 48




FIG. 49




FIG. 50




FIG. 51

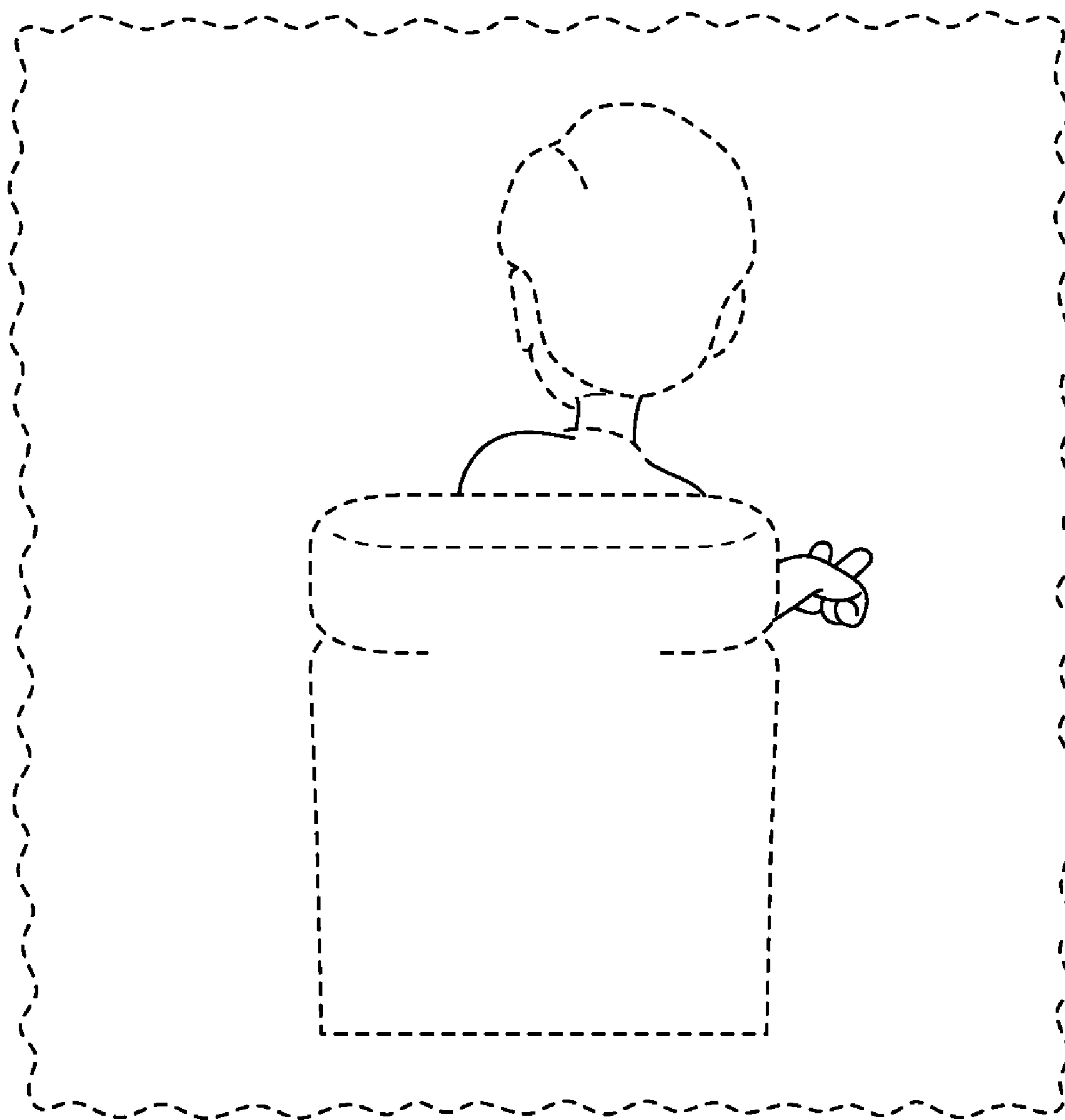


FIG. 52