



US00D635991S

(12) **United States Design Patent**
Mays et al.

(10) **Patent No.:** **US D635,991 S**
(45) **Date of Patent:** **** Apr. 12, 2011**

(54) **DISPLAY SCREEN WITH AN ANIMATED AVATAR**

(75) Inventors: **Eddie Mays**, Renton, WA (US); **Thomas Soemo**, Redmond, WA (US)

(73) Assignee: **Microsoft Corporation**, Redmond, WA (US)

(**) Term: **14 Years**

(21) Appl. No.: **29/350,046**

(22) Filed: **Nov. 10, 2009**

(51) **LOC (9) Cl.** **32-00**

(52) **U.S. Cl.** **D14/495**

(58) **Field of Classification Search** D14/485-495;
D18/26, 31-33; D20/11, 12, 23-25, 29-32,
D20/36-38; 715/700-867, 973-977

See application file for complete search history.

(56) **References Cited**

U.S. PATENT DOCUMENTS

D24,886 S *	11/1895	Jenings	D20/31
D28,054 S *	12/1897	Hicks et al.	D20/31
D28,055 S *	12/1897	Hicks et al.	D20/31
D28,056 S *	12/1897	Hicks et al.	D20/31
D38,294 S *	10/1906	Reach	D20/31
D44,343 S *	7/1913	Landis	D20/31
D44,559 S *	8/1913	Garnis	D20/31
D125,659 S *	3/1941	Fox	D20/31
D254,379 S *	3/1980	Dickey	D18/33
D254,497 S *	3/1980	Dickey	D18/33
D388,421 S *	12/1997	Polson et al.	D14/494
D388,422 S *	12/1997	Polson et al.	D14/494
D388,423 S *	12/1997	Polson et al.	D14/494
D408,027 S *	4/1999	Kojima	D14/495
D416,242 S *	11/1999	Kojima	D14/495
D418,496 S *	1/2000	Baker et al.	D14/486
D421,430 S *	3/2000	Saxena et al.	D14/495
D421,749 S *	3/2000	Saxena et al.	D14/495
D599,819 S *	9/2009	Lew	D14/495

(Continued)

Primary Examiner — Cathron C Brooks

Assistant Examiner — Karen E Kearney

(74) *Attorney, Agent, or Firm* — Banner & Witcoff, Ltd.

(57) **CLAIM**

The ornamental design for an display screen with an animated avatar, as shown and described.

DESCRIPTION

FIG. 1 is a front view of the first image in the sequence for a display screen with an animated avatar showing our new design;

FIG. 2 is a front view of the second image thereof;

FIG. 3 is a front view of the third image thereof;

FIG. 4 is a front view of the fourth image thereof;

FIG. 5 is a front view of the fifth image thereof;

FIG. 6 is a front view of the sixth image thereof;

FIG. 7 is a front view of the seventh image thereof;

FIG. 8 is a front view of the eighth image thereof;

FIG. 9 is a front view of the ninth image thereof;

FIG. 10 is a front view of the tenth image thereof;

FIG. 11 is a front view of the eleventh image thereof;

FIG. 12 is a front view of the twelfth image thereof;

FIG. 13 a front view of is the thirteenth image thereof;

FIG. 14 is a front view of the fourteenth image thereof;

FIG. 15 is a front view of the fifteenth image thereof

FIG. 16 is a front view of the sixteenth image thereof;

FIG. 17 is a front view of the seventeenth image thereof;

FIG. 18 is a front view of the eighteenth image thereof;



FIG. 19 is a front view of the nineteenth image thereof;

FIG. 20 is a front view of the twentieth image thereof; and,

FIG. 21 is a front view of the twenty-first image thereof.

The appearance of the animated avatar sequentially transitions between the images shown in FIGS. 1-21. The process or period in which one image transitions to another form no part of the claimed design. The broken line showings of a portion of the display screen and portions of the avatar are for the purpose of illustrating unclaimed portions of the display screen with an animated avatar and form no part of the claimed design.

1 Claim, 21 Drawing Sheets



US D635,991 S

Page 2

U.S. PATENT DOCUMENTS

D602,035 S *	10/2009	Murchie et al.	D14/485	D620,026 S *	7/2010	Ridgeway	D14/494
D607,891 S *	1/2010	Murchie et al.	D14/485	D620,027 S *	7/2010	Ridgeway	D14/494
D607,892 S *	1/2010	Murchie et al.	D14/485	2009/0065596 A1 *	3/2009	Seem et al.	236/51
D619,618 S *	7/2010	Ridgeway	D14/494	2009/0271848 A1 *	10/2009	Leung et al.	726/6
D620,025 S *	7/2010	Ridgeway	D14/494	2009/0300513 A1 *	12/2009	Nims et al.	715/747

* cited by examiner




FIG. 1




FIG. 2




FIG. 3




FIG. 4



FIG. 5



FIG. 6



FIG. 7



FIG. 8




FIG. 9



FIG. 10




FIG. 11



FIG. 12



FIG. 13



FIG. 14



FIG. 15



FIG. 16




FIG. 17




FIG. 18




FIG. 19




FIG. 20




FIG. 21