



US00D635983S

(12) **United States Design Patent**
McKenzie et al.

(10) **Patent No.:** **US D635,983 S**

(45) **Date of Patent:** **** Apr. 12, 2011**

(54) **KEYBOARD**

(56)

References Cited

(75) Inventors: **Donald Somerset McKenzie**, Waterloo (CA); **Amanda Adelaide Hancock**, Waterloo (CA); **Kevin Roy Sugden**, Toronto (CA); **Jessica Hiu-Yan Li**, Mississauga (CA); **Shannon Tyler Moore**, Waterloo (CA)

(73) Assignee: **Research In Motion Limited**, Waterloo, Ontario (CA)

(**) Term: **14 Years**

(21) Appl. No.: **29/377,718**

(22) Filed: **Oct. 25, 2010**

(51) **LOC (9) Cl.** **14-02**

(52) **U.S. Cl.** **D14/455; D14/456**

(58) **Field of Classification Search** D14/138, D14/247, 341-346, 391-399, 455, 456; D18/1, D18/2, 7, 11, 4.1-4.6; 178/17 A, 17 C; 200/5 A, 200/5 R, 6 A, 6 R; 235/145 A, 145 R; 345/160, 345/168, 169; 341/22, 23; 400/484-489, 400/492, 682; 361/679.08, 679.09, 679.11, 361/679.12; 455/418, 550.1, 556.2, 575.1, 455/575.3, 575.4

See application file for complete search history.

U.S. PATENT DOCUMENTS

D523,423	S *	6/2006	Corley et al.	D14/247
7,433,719	B2 *	10/2008	Dabov	455/575.1
D587,264	S *	2/2009	Griffin et al.	D14/346
D588,119	S *	3/2009	Griffin	D14/247
7,515,930	B2 *	4/2009	Eromaki	455/550.1
D593,554	S *	6/2009	Griffin et al.	D14/346
2004/0165924	A1 *	8/2004	Griffin	400/486
2006/0058063	A1 *	3/2006	Bocking et al.	455/556.2
2007/0191078	A1 *	8/2007	Kim	455/575.4
2007/0236461	A1 *	10/2007	Griffin et al.	345/169
2008/0074393	A1 *	3/2008	Rak	345/168
2009/0015439	A1 *	1/2009	Dara et al.	341/23
2009/0163193	A1 *	6/2009	Fyke et al.	455/418

* cited by examiner

Primary Examiner — Freda S Nunn

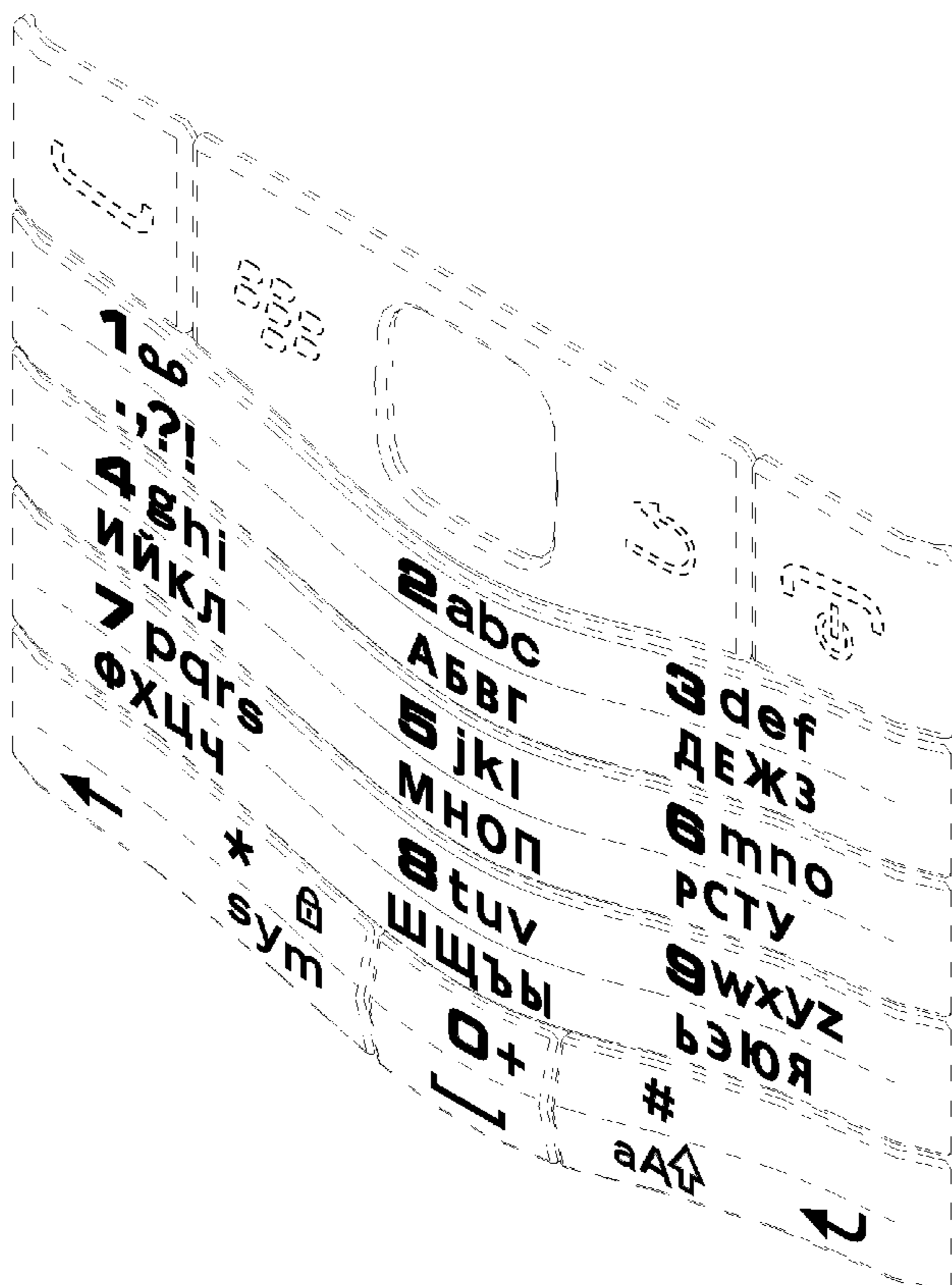
(57) **CLAIM**

We claim the ornamental design for a keyboard, as shown and described.

DESCRIPTION

FIG. 1 is a front perspective view of a keyboard; and, FIG. 2 front elevational view of a keyboard. The broken lines shown immediately surrounding the indicia of the keyboard represent the bounds of the claimed design, and the remaining broken line disclosure represents portions of the keyboard and forms no part of the claimed design thereof.

1 Claim, 2 Drawing Sheets



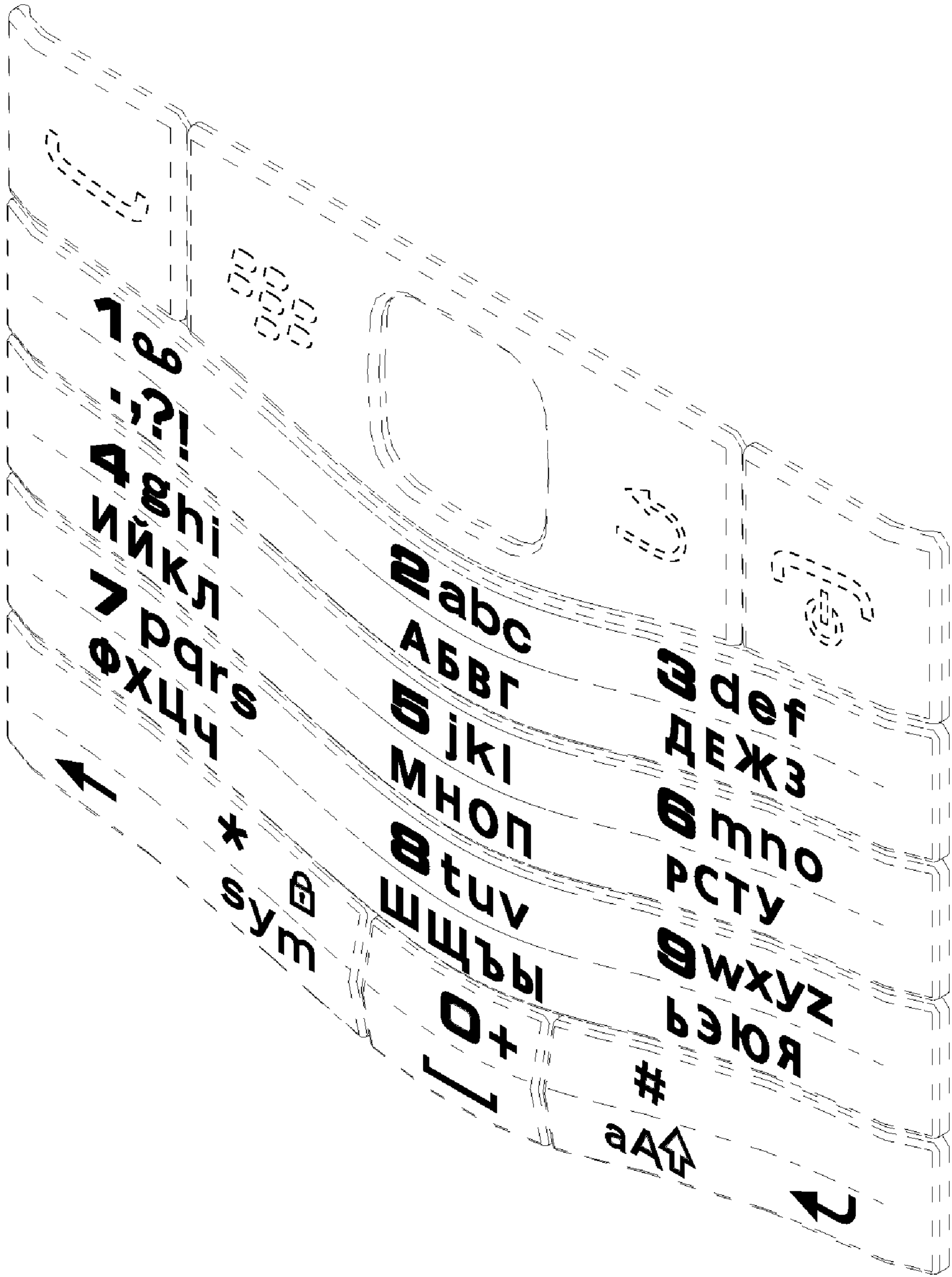


FIG.1

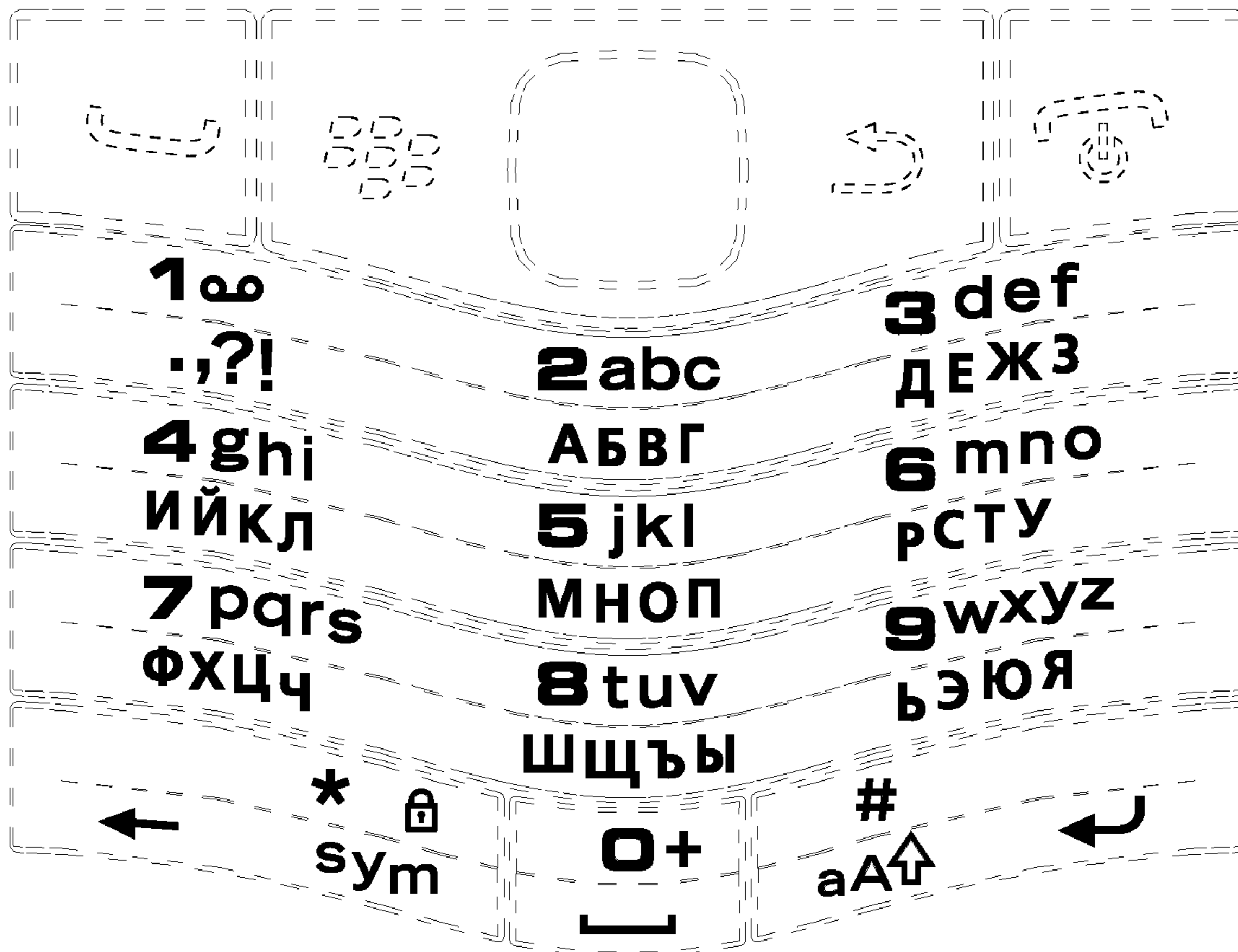


FIG.2