



US00D635963S

(12) **United States Design Patent**  
**Podduturi**

(10) **Patent No.:** **US D635,963 S**  
(45) **Date of Patent:** **\*\* Apr. 12, 2011**

(54) **ANTENNA**

(75) **Inventor:** **Bharadvaj R. Podduturi**, Pleasant Hill, CA (US)

(73) **Assignee:** **World Products, LLC**, Sonoma, CA (US)

(\*\*) **Term:** **14 Years**

(21) **Appl. No.:** **29/369,653**

(22) **Filed:** **Sep. 10, 2010**

(51) **LOC (9) Cl.** ..... **14-03**

(52) **U.S. Cl.** ..... **D14/230**

(58) **Field of Classification Search** ..... D14/138, D14/230-238, 299, 358; D12/42, 43; 343/700 MS, 343/700 R-705, 711-713, 741, 748, 767, 343/795, 819, 840, 846, 866, 871-908; 455/90.2, 455/90.3, 91, 128, 269, 344, 347, 562.1; 333/193, 195

See application file for complete search history.

(56) **References Cited**

U.S. PATENT DOCUMENTS

3,810,183	A	5/1974	Krutsinger et al.	
4,110,751	A	8/1978	Reggia et al.	
5,181,025	A	1/1993	Ferguson et al.	
5,621,419	A	4/1997	Meek et al.	
5,771,445	A	6/1998	Harano	
5,917,454	A	6/1999	Hill et al.	
6,239,765	B1	5/2001	Johnson et al.	
6,288,685	B1	9/2001	Thomas	
6,462,713	B2	10/2002	Porter et al.	
6,940,463	B2	9/2005	Ittipiboon et al.	
6,975,278	B2	12/2005	Song et al.	
7,042,415	B2	5/2006	Cheng	
7,183,983	B2	2/2007	Ozden	
7,265,718	B2	9/2007	Tsai	
7,268,737	B1	9/2007	Ai et al.	
7,333,067	B2 *	2/2008	Hung et al.	343/770
7,486,249	B2	2/2009	Fujita et al.	
7,518,567	B2	4/2009	Utagawa et al.	

D599,334	S *	9/2009	Chiang	D14/230
D603,851	S *	11/2009	Montgomery	D14/230
7,642,967	B2	1/2010	Wang et al.	
7,688,273	B2	3/2010	Montgomery et al.	
7,692,600	B1	4/2010	Pakosz et al.	
7,705,783	B2 *	4/2010	Rao et al.	343/700 MS
D618,223	S *	6/2010	Tsai et al.	D14/230
D621,819	S *	8/2010	Tsai et al.	D14/230
7,843,390	B2 *	11/2010	Liu	343/700 MS
2003/0210188	A1	11/2003	Hebron et al.	
2004/0222936	A1 *	11/2004	Hung et al.	343/795
2005/0052328	A1	3/2005	De Angelis	
2005/0190108	A1 *	9/2005	Lin et al.	343/702
2005/0237260	A1	10/2005	Bancroft	
2006/0284784	A1	12/2006	Smith et al.	
2007/0030203	A1 *	2/2007	Tsai et al.	343/702
2008/0129536	A1	6/2008	Randall et al.	
2008/0150829	A1 *	6/2008	Lin et al.	343/860
2009/0002244	A1 *	1/2009	Woo	343/702
2009/0058739	A1 *	3/2009	Konishi	343/702
2009/0135072	A1 *	5/2009	Ke et al.	343/700 MS
2010/0188297	A1 *	7/2010	Chen et al.	343/702

\* cited by examiner

*Primary Examiner* — Celia A Murphy

*Assistant Examiner* — John Windmuller

(74) *Attorney, Agent, or Firm* — Patterson Thunte Christensen Pedersen P.A.

(57) **CLAIM**

I claim the ornamental design for an antenna, as shown.

**DESCRIPTION**

FIG. 1 is a front perspective view of an antenna showing my new design;

FIG. 2 is a top plan view of the antenna of FIG. 1;

FIG. 3 is a front elevation view of the antenna of FIG. 1;

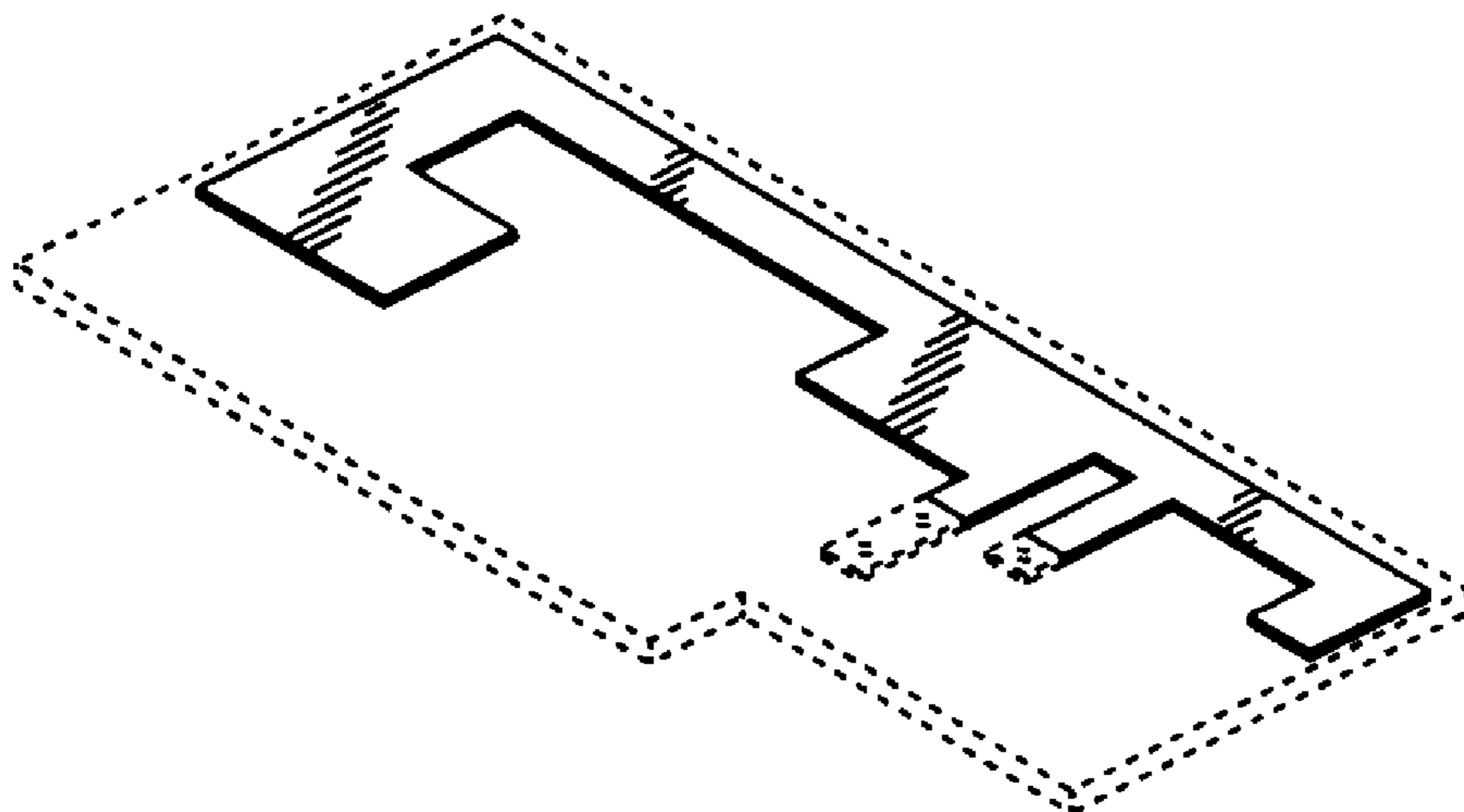
FIG. 4 is a rear elevation view of the antenna of FIG. 1;

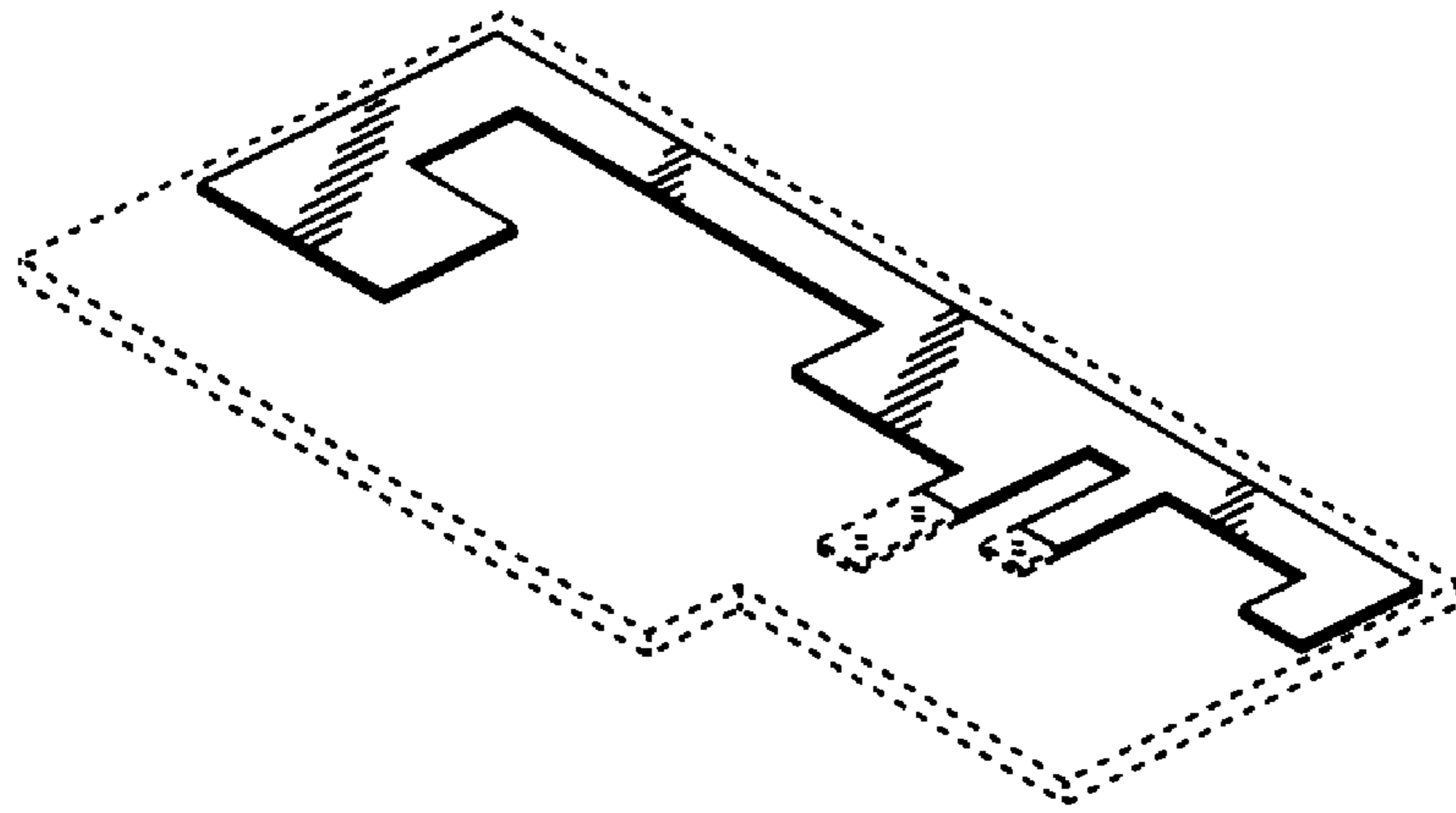
FIG. 5 is a bottom plan view of the antenna of FIG. 1;

FIG. 6 is a left-side elevation view of the antenna of FIG. 1; and,

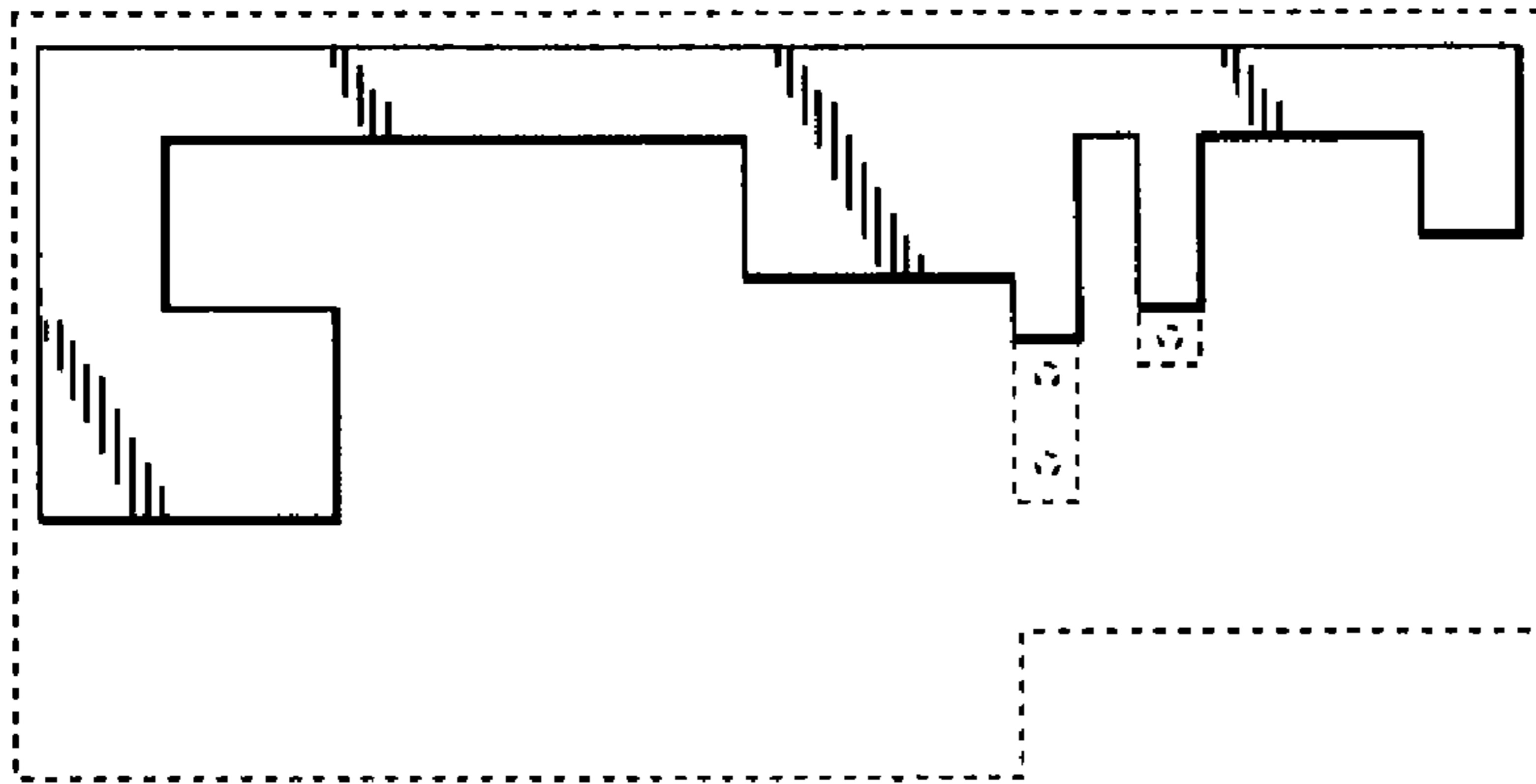
FIG. 7 is a right-side elevation view of the antenna of FIG. 1.

**1 Claim, 2 Drawing Sheets**

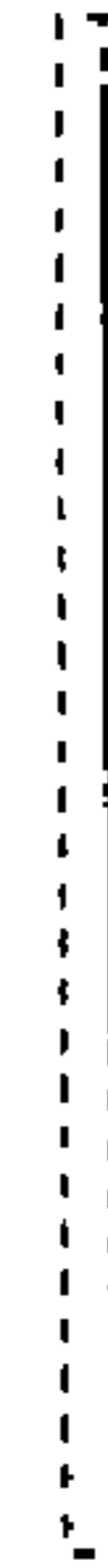




*Fig. 1*



*Fig. 2*



*Fig. 6*



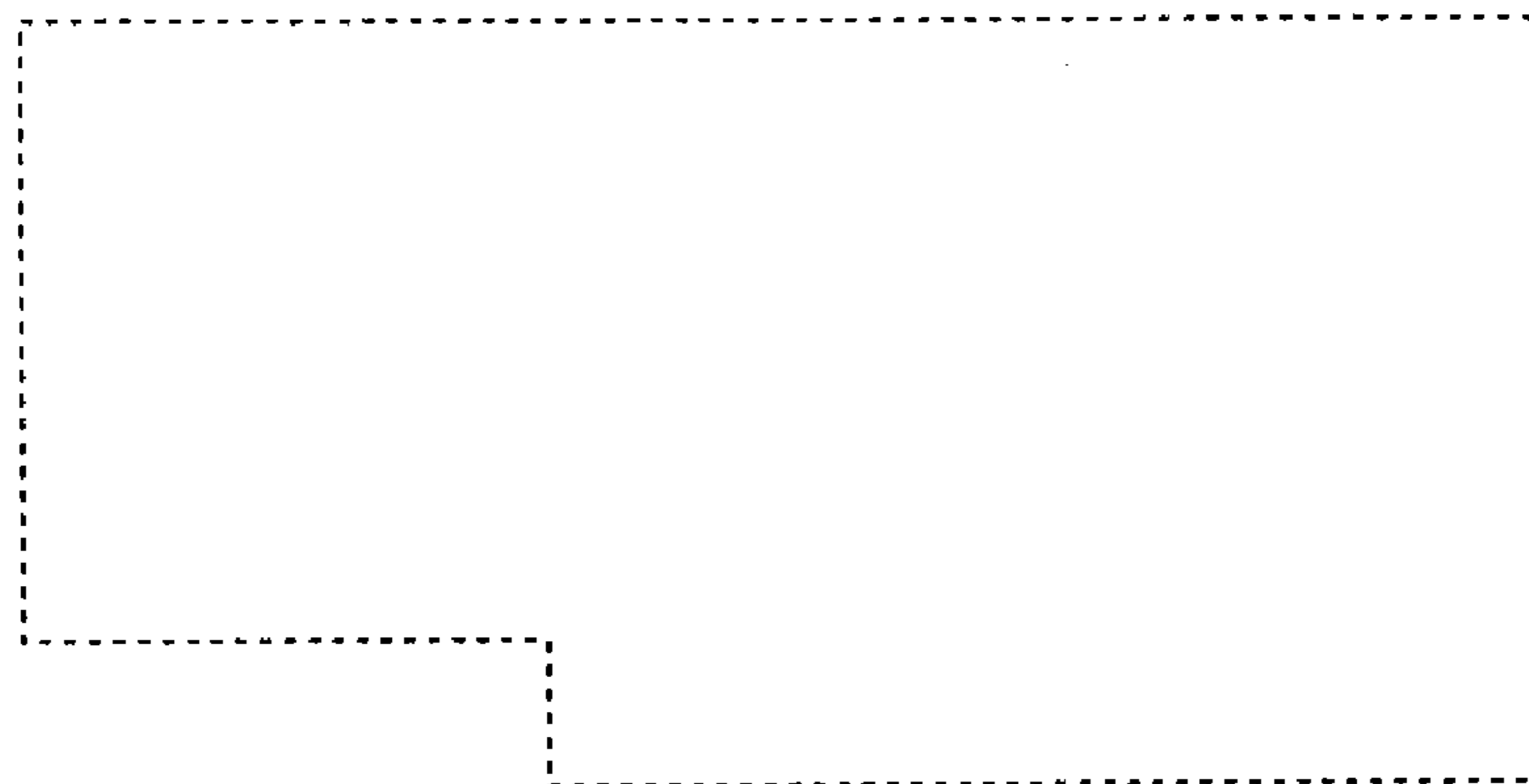
*Fig. 3*



*Fig. 4*



*Fig. 7*



*Fig. 5*