



US00D635954S

(12) **United States Design Patent**
Aarras

(10) **Patent No.:** **US D635,954 S**

(45) **Date of Patent:** **** *Apr. 12, 2011**

(54) **HANDSET**

(75) Inventor: **Mikko Aarras**, Helsinki (FI)

(73) Assignee: **NOKIA Corporation**, Espoo (FI)

(*) Notice: This patent is subject to a terminal disclaimer.

(**) Term: **14 Years**

(21) Appl. No.: **29/377,774**

(22) Filed: **Oct. 26, 2010**

Related U.S. Application Data

(63) Continuation of application No. 29/365,459, filed on Jul. 9, 2010, which is a continuation of application No. 29/340,232, filed on Jul. 15, 2009, now Pat. No. Des. 620,467.

(51) **LOC (9) Cl.** **14-03**

(52) **U.S. Cl.** **D14/138 G**

(58) **Field of Classification Search** D14/138 R,
D14/138 AD, 138 AC, 138 C, 138 G, 191,
D14/203.1–203.8, 496, 138 AA, 138 AB,
D14/137, 147, 218, 341–347, 247–248; D10/65,
D10/78, 104; D13/168; D18/7; 455/566,
455/575.1, 575.3, 575.4

See application file for complete search history.

(56) **References Cited**

U.S. PATENT DOCUMENTS

D423,468 S	4/2000	Jenkins
D496,645 S	9/2004	Yoo et al.
D504,120 S	4/2005	Edoff
D505,676 S	5/2005	Porter et al.
D526,300 S	8/2006	Lee
D527,000 S	8/2006	Hong et al.
D534,515 S	1/2007	Kim et al.
D547,330 S	7/2007	Lee
D549,198 S	8/2007	Kim et al.
D554,635 S	11/2007	Chung et al.
D555,137 S	11/2007	Kim et al.

D557,240 S	12/2007	Lee
D557,706 S	12/2007	Aguilar
D562,795 S	2/2008	Nara
D578,098 S	10/2008	Oh
D579,437 S	10/2008	Yoon
D580,397 S	11/2008	Seo et al.
D580,401 S	11/2008	Kim et al.
D580,929 S	11/2008	Kao et al.
D585,411 S	1/2009	Eaton
D592,167 S	5/2009	Park et al.
D597,537 S	8/2009	Eaton
D603,278 S	11/2009	Jerbi
D606,507 S *	12/2009	Kim et al. D14/138 G

(Continued)

OTHER PUBLICATIONS

Nokia E7, announced Sep. 2010, [online], [retrieved on Sep. 29, 2010]. Retrieved from Internet ,<URL: <http://www.gsmarena.com>>.*

(Continued)

Primary Examiner — Bridget L Eland

(74) *Attorney, Agent, or Firm* — Banner & Witcoff, Ltd.

(57) **CLAIM**

The ornamental design for a handset, as shown and described.

DESCRIPTION

FIG. 1 is a perspective view of a handset showing my new design;

FIG. 2 is a front view thereof;

FIG. 3 is a rear view thereof;

FIG. 4 is a top view thereof;

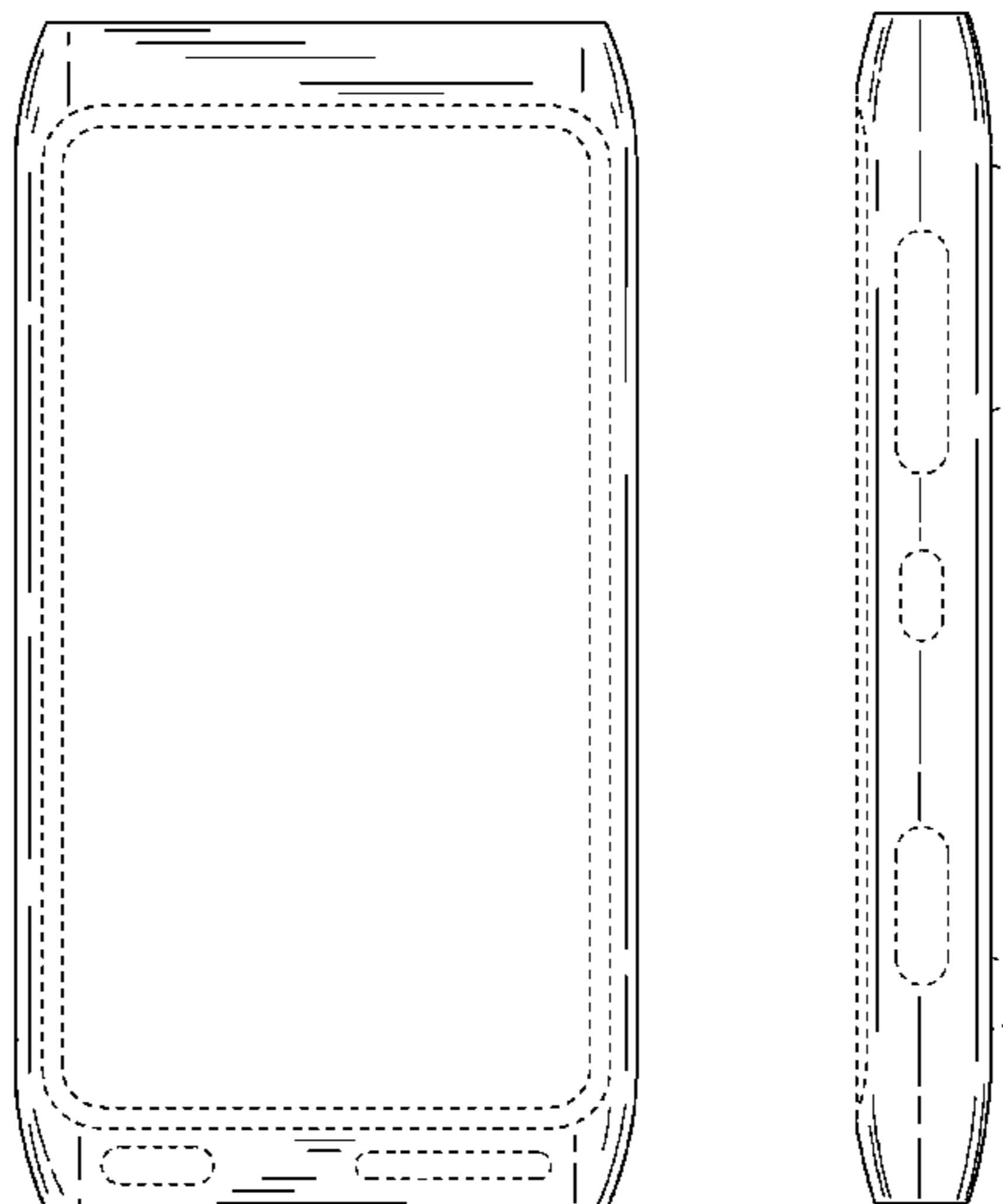
FIG. 5 is a bottom view thereof;

FIG. 6 is a left side view thereof; and,

FIG. 7 is a right side view thereof.

The broken lines immediately adjacent the shaded areas represent the bounds of the claimed design while all other broken lines are directed to environment and are for illustrative purposes only; the broken lines form no part of the claimed design.

1 Claim, 5 Drawing Sheets



US D635,954 S

Page 2

U.S. PATENT DOCUMENTS

D608,322 S 1/2010 Kim
D608,327 S 1/2010 Cigliano et al.
D620,467 S * 7/2010 Aarras D14/138 G
D622,250 S * 8/2010 Kwon et al. D14/138 G
D626,109 S * 10/2010 Kim et al. D14/138 AD
D631,025 S * 1/2011 Yeh et al. D14/138 G
2005/0043063 A1 2/2005 Dinn
2009/0163258 A1* 6/2009 Vesamaki 455/575.4
2009/0186663 A1 7/2009 Griffin et al.

OTHER PUBLICATIONS

Nokia N8, announced Apr. 2010, [online], [retrieved on Jul. 11, 2010]. Retrieved from Internet ,<URL: <http://www.gsmarena.com>>.*

LG GC900 Viewty Smart, announced Apr. 2009, [online], [retrieved on Apr. 16, 2009]. Retrieved from Internet ,<URL: <http://www.gsmarena.com>>.

LG GT505, announced Jun. 2009, [online], [retrieved on Jun. 12, 2009]. Retrieved from Internet ,<URL: <http://www.gsmarena.com>>.

* cited by examiner

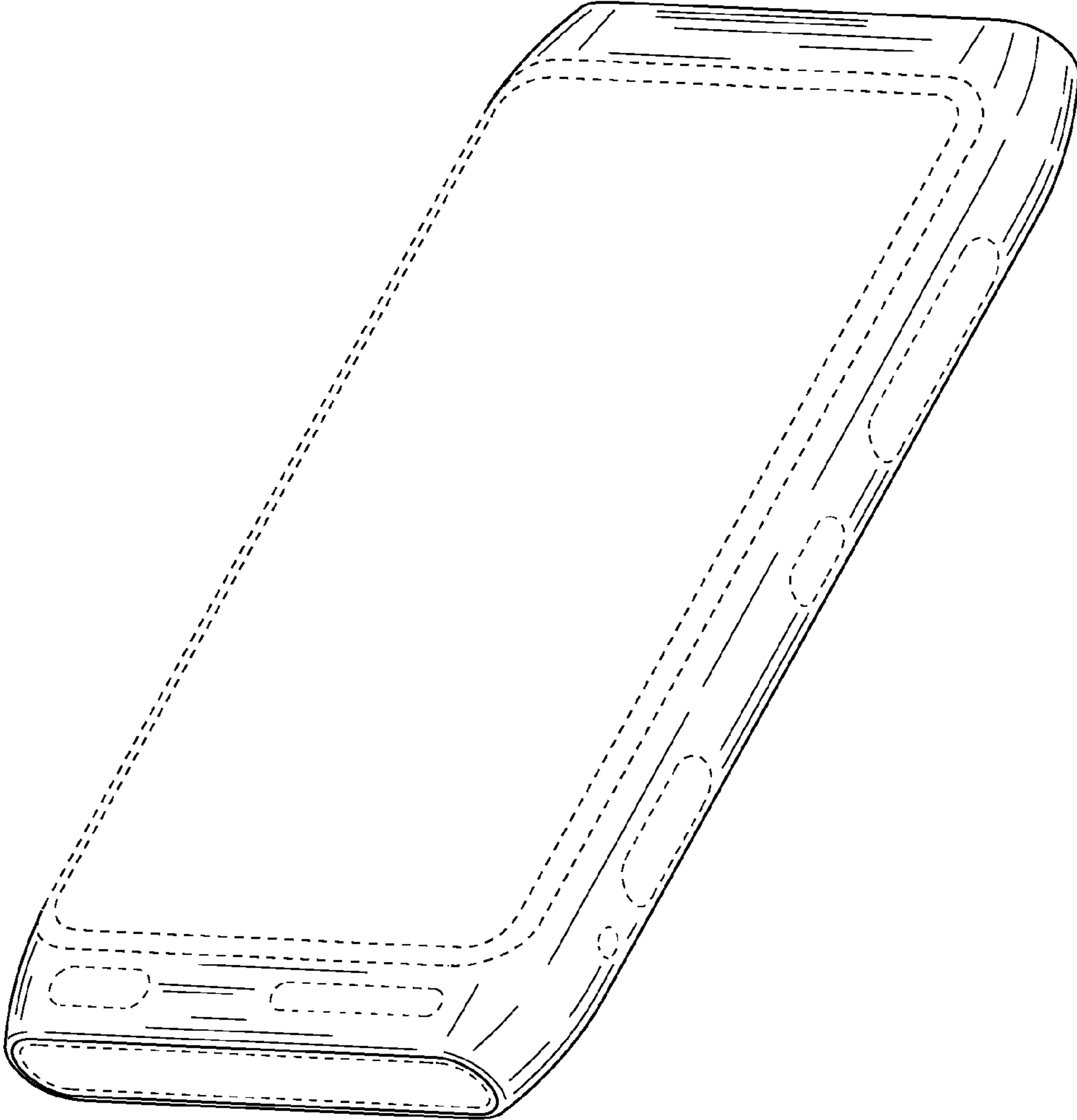


FIG 1




FIG 2

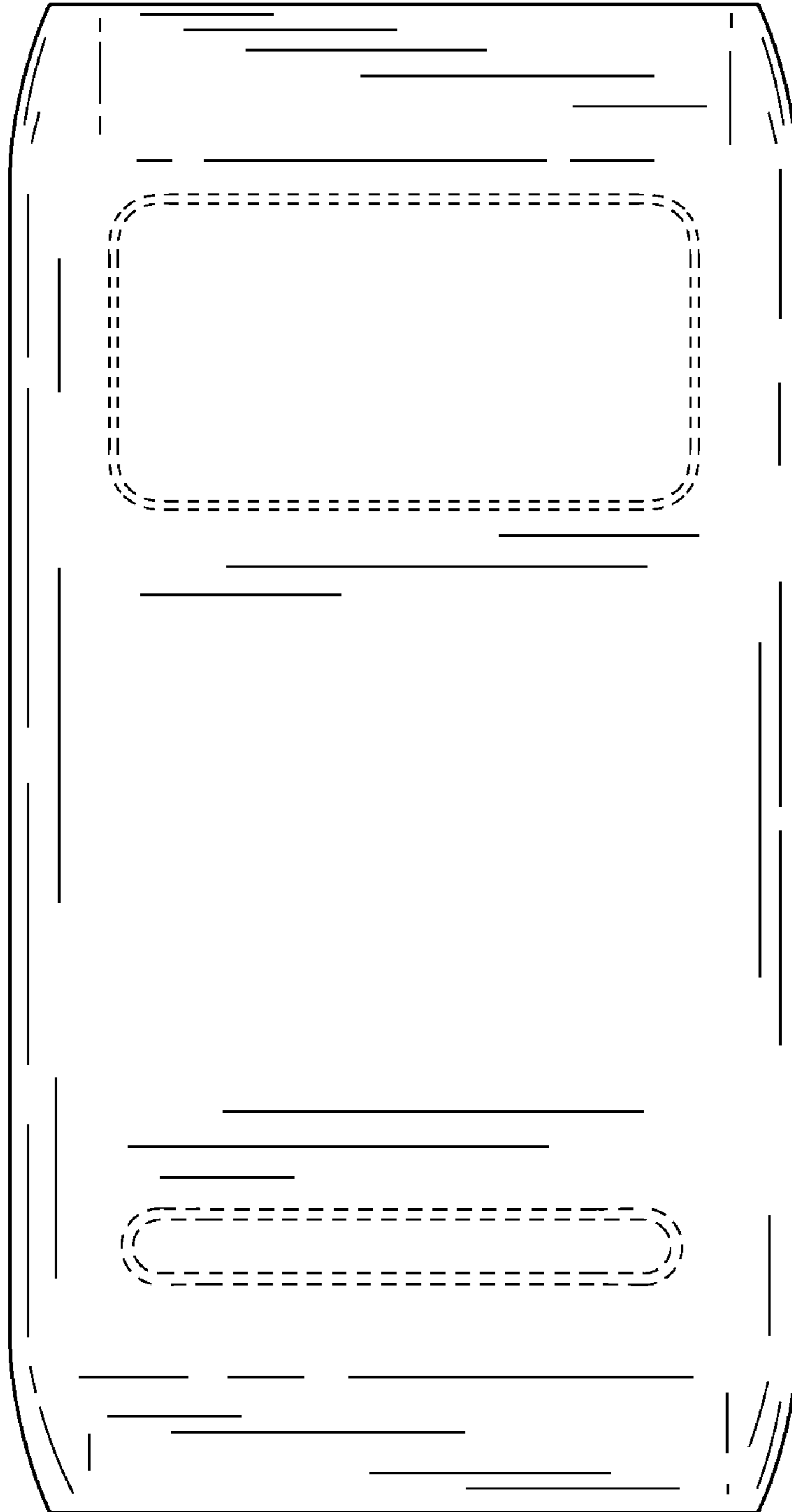


FIG 3

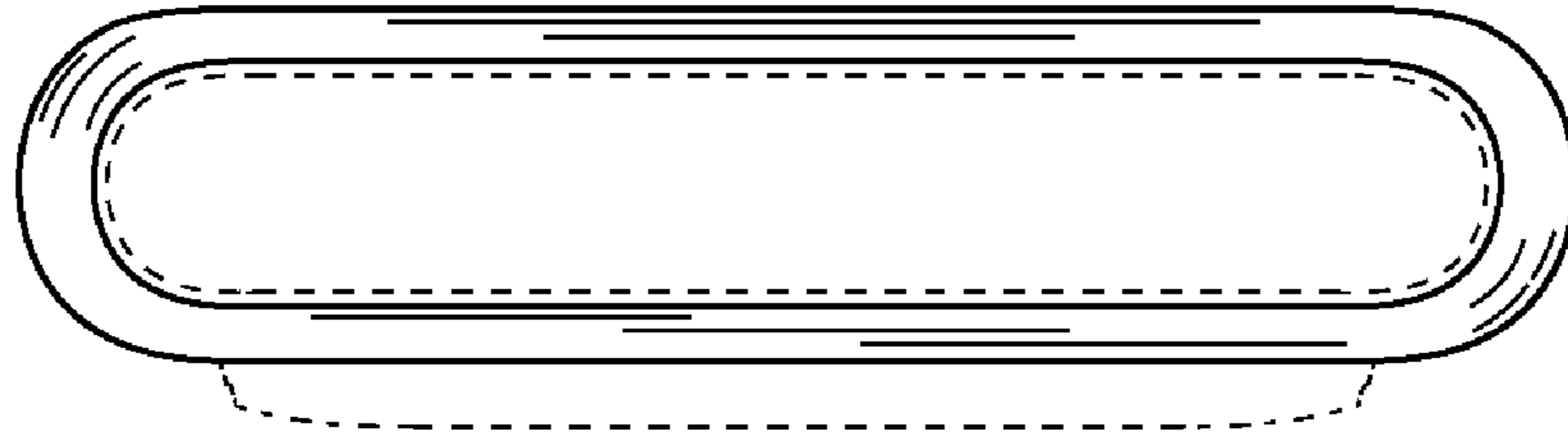


FIG 4

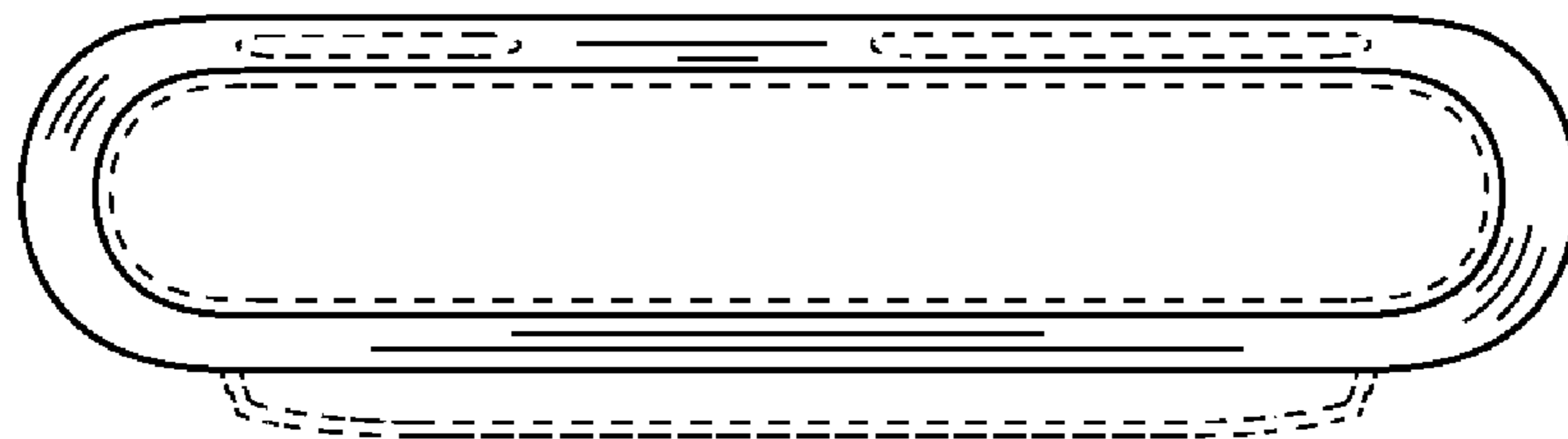


FIG 5

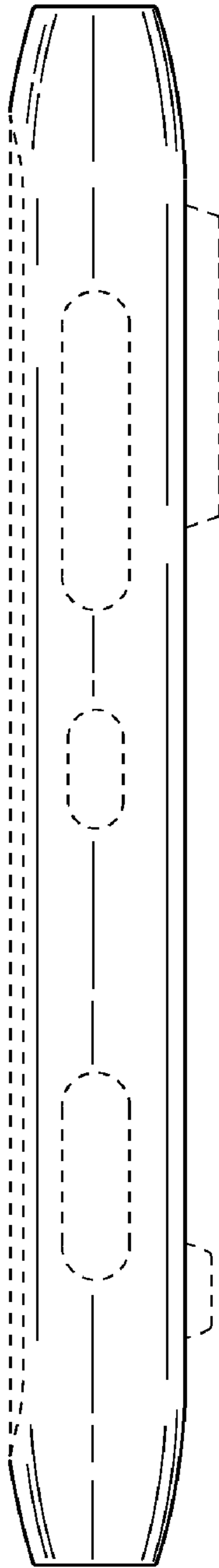


FIG 6

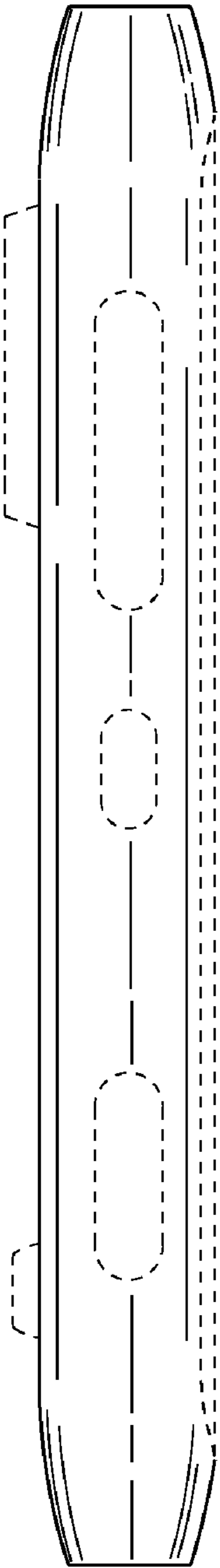


FIG 7