



US00D635910S

(12) **United States Design Patent**  
**Case**

(10) **Patent No.:** **US D635,910 S**

(45) **Date of Patent:** **\*\* Apr. 12, 2011**

(54) **CHAIN LINK BED RAIL FOR TRUCKS**

(76) Inventor: **Todd B. Case**, Butte, MT (US)

(\*\*) Term: **14 Years**

(21) Appl. No.: **29/365,365**

(22) Filed: **Jul. 8, 2010**

(51) **LOC (9) Cl.** ..... **12-16**

(52) **U.S. Cl.** ..... **D12/414**

(58) **Field of Classification Search** ..... D12/413,  
D12/414, 406, 412, 414.1; 293/37.1, 3, 100;  
224/309-310, 315-316, 323-329, 400; D6/552,  
D6/317-319, 513-514; D3/304-306; 280/760-762,  
280/848, 727, 769; 296/99.1, 37.1, 100.01,  
296/100.02, 157; 206/213, 8, 9, 279, 290,  
206/713, 335, 315.1-315.4; D32/35, 58  
See application file for complete search history.

(56) **References Cited**

**U.S. PATENT DOCUMENTS**

4,604,013 A 8/1986 Elwell et al.  
D295,619 S \* 5/1988 Reeve ..... D12/414  
D353,126 S 12/1994 Clark et al.  
6,312,202 B1 11/2001 Benedict  
D460,039 S \* 7/2002 Smith ..... D12/414

D497,589 S \* 10/2004 Elwell et al. .... D12/414  
6,932,551 B1 8/2005 Bagley  
6,953,312 B1 10/2005 Wheatley  
D540,244 S \* 4/2007 Racek ..... D12/223  
D546,756 S \* 7/2007 Marquez ..... D12/414  
7,241,093 B2 7/2007 Zuniga  
D568,231 S \* 5/2008 Frischer et al. .... D12/414  
D570,765 S \* 6/2008 Trusty et al. .... D12/414  
2009/0243331 A1 \* 10/2009 Spencer et al. .... 296/100.01

\* cited by examiner

*Primary Examiner* — Caron Veynar

*Assistant Examiner* — Katrina A Kile

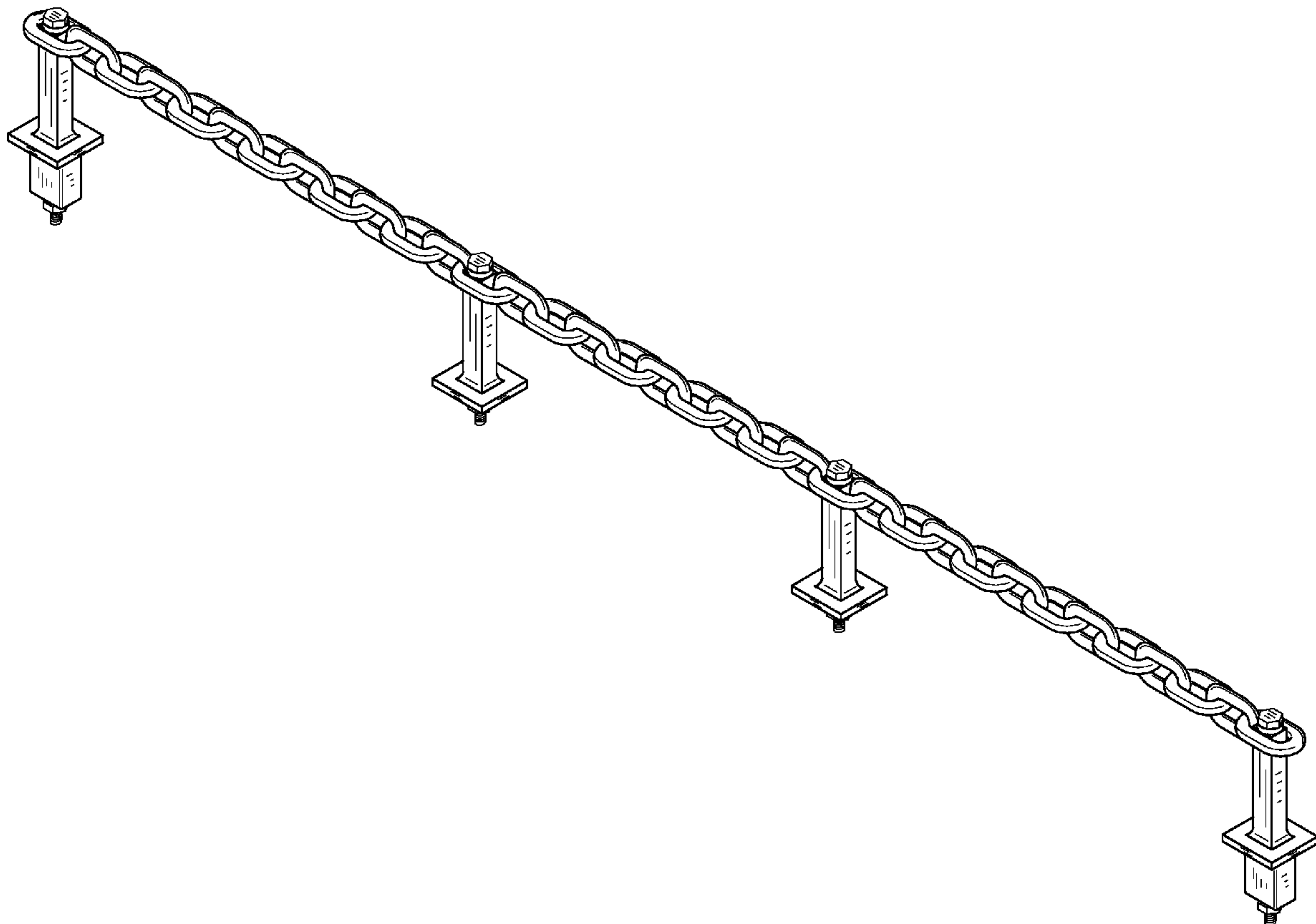
(57) **CLAIM**

The ornamental design for a chain link bed rail for trucks, as shown and described.

**DESCRIPTION**

FIG. 1 is a perspective view of a chain link bed rail for trucks showing my new design;  
FIG. 2 is a front view (back view is mirror image) thereof;  
FIG. 3 is a side view (opposite side view is mirror image) thereof;  
FIG. 4 is a top view thereof; and,  
FIG. 5 is a bottom view thereof.

**1 Claim, 2 Drawing Sheets**



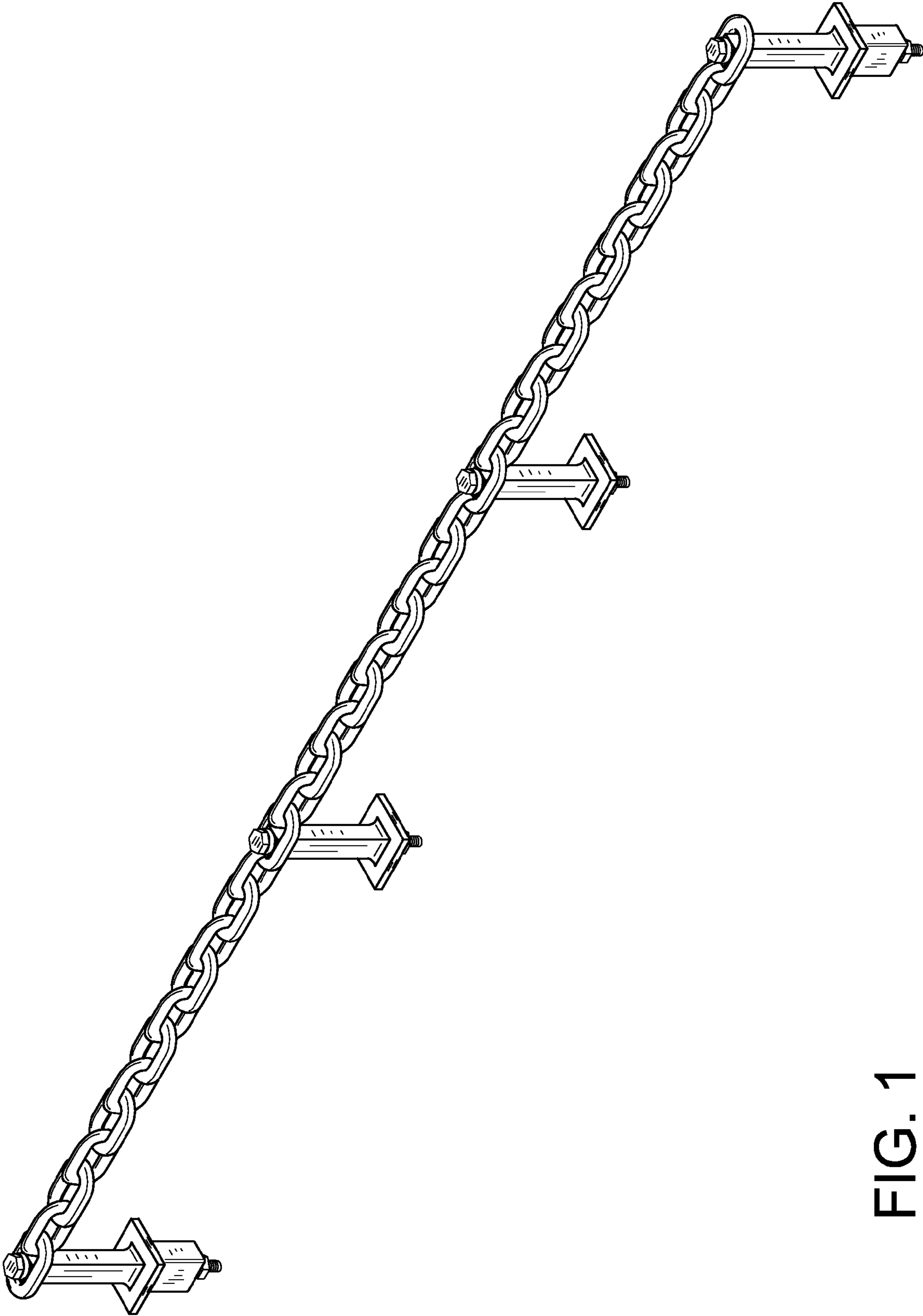


FIG. 1

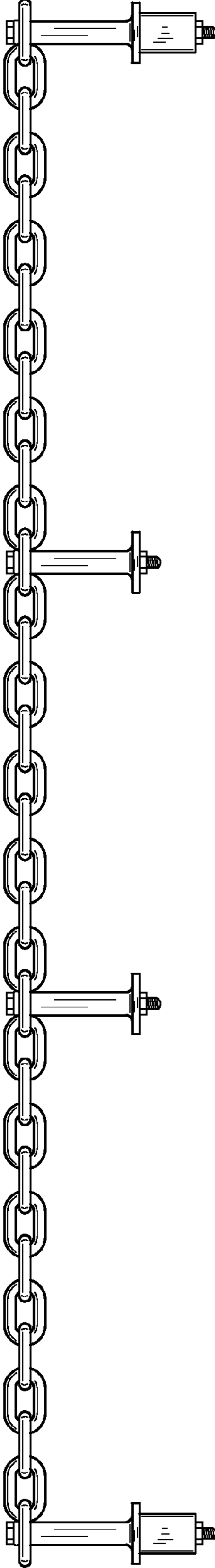


FIG. 2

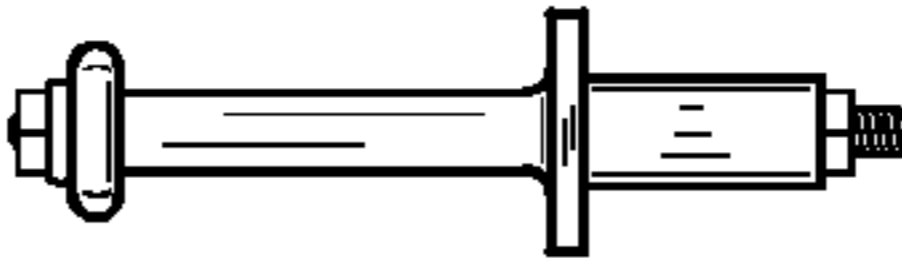


FIG. 3



FIG. 4



FIG. 5