



US00D635889S

(12) **United States Design Patent**
Lowder, III

(10) **Patent No.:** **US D635,889 S**

(45) **Date of Patent:** **** Apr. 12, 2011**

(54) **VASE COLLAR WITH RIBBON**

(75) Inventor: **James D. Lowder, III**, Miami, FL (US)

(73) Assignee: **The Vase Collar Company, LLC**,
Miami, FL (US)

(**) Term: **14 Years**

(21) Appl. No.: **29/342,037**

(22) Filed: **Aug. 17, 2009**

(51) **LOC (9) Cl.** **11-02**

(52) **U.S. Cl.** **D11/164**

(58) **Field of Classification Search** D11/143,
D11/152-155, 157, 164; D9/305; D7/6,
D7/13, 23; 206/423; 428/35, 542.6

See application file for complete search history.

(56) **References Cited**

U.S. PATENT DOCUMENTS

4,910,051	A *	3/1990	Pickering et al.	428/4
4,915,996	A *	4/1990	Curry	428/40.9
4,919,980	A *	4/1990	Pirkey	428/4
D332,763	S *	1/1993	Asano et al.	D11/184
D333,639	S *	3/1993	Matan	D11/184
D333,801	S *	3/1993	Asano et al.	D11/184
D333,802	S *	3/1993	Stabler	D11/184
5,271,984	A *	12/1993	Johnson et al.	428/102
D343,143	S *	1/1994	Chang	D11/184
5,411,774	A *	5/1995	Weder	428/4

* cited by examiner

Primary Examiner — Holly H Baynham

Assistant Examiner — Michelle E Wilson

(74) *Attorney, Agent, or Firm* — Koppel, Patrick, Heybl &
Dawson; Michael J. Ram

(57) **CLAIM**

The ornamental design for a vase collar with ribbon, as shown and described.

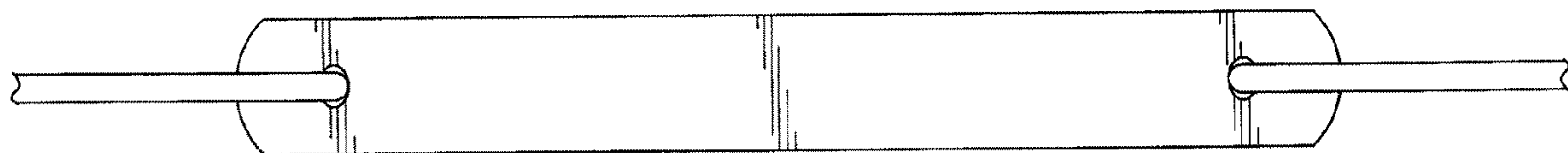
DESCRIPTION

FIG. 1 is a top view of a vase collar with ribbon;
FIG. 2 is a front side view of a vase collar with ribbon of FIG. 1, the rear side view is the same as the front side view;
FIG. 3 is a right end view of a vase collar with ribbon of FIG. 1; the left end view is the same;
FIG. 4 is a bottom view of a vase collar with ribbon of FIG. 1; and,
FIG. 5 is a view of a vase collar with ribbon of FIG. 1 on the neck of a vase.

The broken lines depict environmental subject matter only and form no part of the claimed design.

The ribbon ends in FIGS. 1, 2 and 4 are shown with jagged ends to represent that the ribbon has an indefinite length such that a bow, such as shown in FIG. 5, can be formed in the ribbon.

1 Claim, 2 Drawing Sheets






FIG. 1



FIG. 2

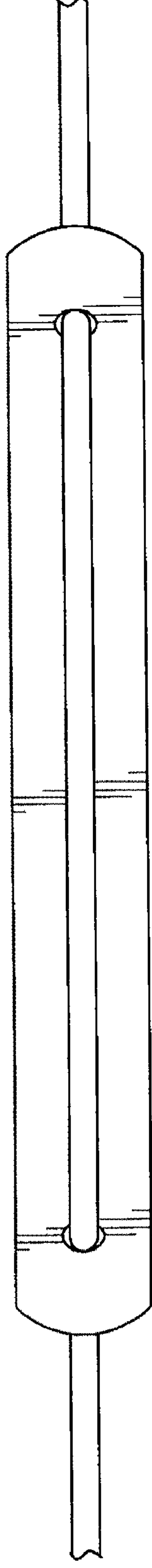


FIG. 3

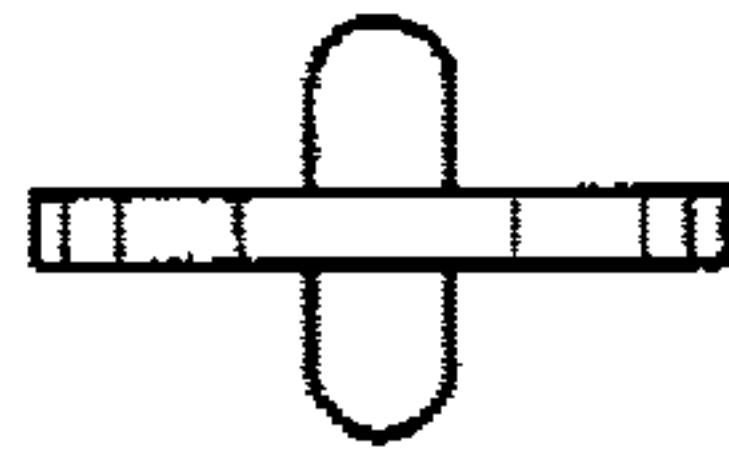


FIG. 3

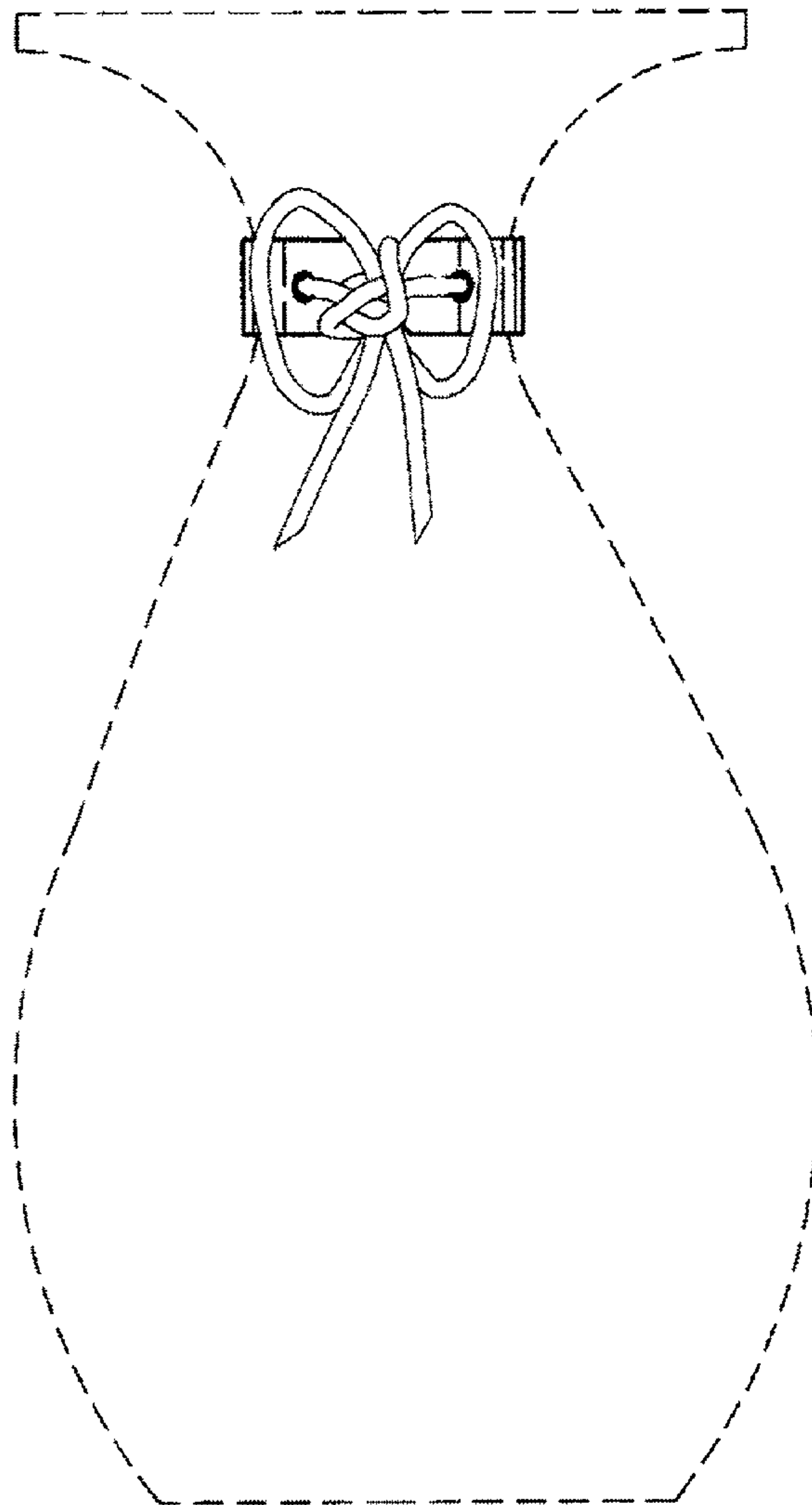


FIG. 5