



US00D635878S

(12) **United States Design Patent**  
**Papadimitriou**

(10) **Patent No.:** **US D635,878 S**

(45) **Date of Patent:** **\*\* Apr. 12, 2011**

(54) **JEWELRY PIERCING**

(75) Inventor: **Constantino Papadimitriou**, Milan (IT)

(73) Assignee: **De Beers Centenary AG**, Luzern (CH)

(\*\*) Term: **14 Years**

(21) Appl. No.: **29/322,685**

(22) Filed: **Aug. 8, 2008**

(30) **Foreign Application Priority Data**

Jul. 2, 2008 (EM) ..... 000963673-0001

(51) **LOC (9) Cl.** ..... **11-01**

(52) **U.S. Cl.** ..... **D11/26**

(58) **Field of Classification Search** ..... D11/1-3,  
D11/26-39, 89-92; 63/12, 13, 3, 3.1, 3.2,  
63/15, 15.1-15.4, 15.45, 15.5, 26-28

See application file for complete search history.

(56) **References Cited**

**U.S. PATENT DOCUMENTS**

2,775,878	A *	1/1957	Eichhorn	.....	63/29.1
D245,590	S *	8/1977	Laidlaw	.....	D11/36
D252,384	S *	7/1979	Arakaki	.....	D11/38
D387,001	S *	12/1997	Perrin et al.	.....	D11/35
D441,312	S *	5/2001	Bruni	.....	D11/26
6,532,765	B1 *	3/2003	Hurwitz	.....	63/26
D546,235	S *	7/2007	Sabet	.....	D11/91
D547,688	S *	7/2007	Sabet	.....	D11/34
D558,637	S *	1/2008	Riesenberg	.....	D11/91
D574,746	S *	8/2008	Nolan	.....	D11/41
D578,923	S *	10/2008	Nisguretsky	.....	D11/26

D578,924	S *	10/2008	Nisguretsky	.....	D11/26
D589,838	S *	4/2009	Nisguretsky	.....	D11/26
D590,291	S *	4/2009	Brescia	.....	D11/26
D591,636	S *	5/2009	Nisguretsky	.....	D11/26
D610,034	S *	2/2010	Colombani et al.	.....	D11/92
2007/0151295	A1 *	7/2007	Picardi	.....	63/15.4

\* cited by examiner

*Primary Examiner* — Cathron C Brooks

*Assistant Examiner* — Melanie Levy

(74) *Attorney, Agent, or Firm* — SNR Denton; Brian R. McGinley

(57) **CLAIM**

The ornamental design for a jewelry piercing, as shown and described.

**DESCRIPTION**

FIG. 1 is a bottom perspective of a jewelry piercing illustrating the new design;

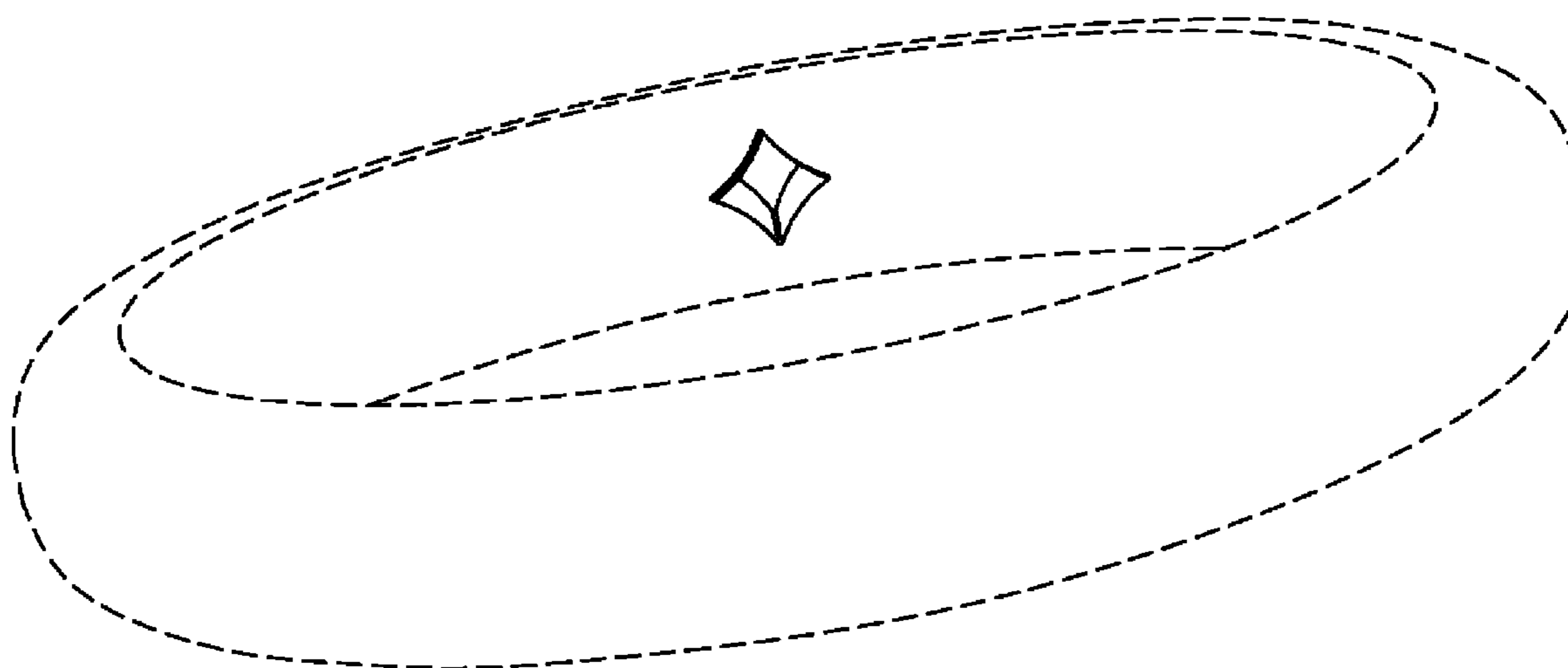
FIG. 2 is a front view of the jewelry piercing illustrated in FIG. 1 (the rear view is a mirror image of FIG. 2);

FIG. 3 is a left elevational view of the jewelry piercing illustrated in FIG. 1 (the right elevational view is a mirror image of FIG. 3);

FIG. 4 is a bottom view of the jewelry piercing illustrated in FIG. 1; and,

FIG. 5 is a top view of the jewelry piercing shown in FIG. 1. Those portions of the drawings shown in broken lines are provided as an exemplary environment in which the invention may be embodied, but do not form a part of the claimed design.

**1 Claim, 5 Drawing Sheets**



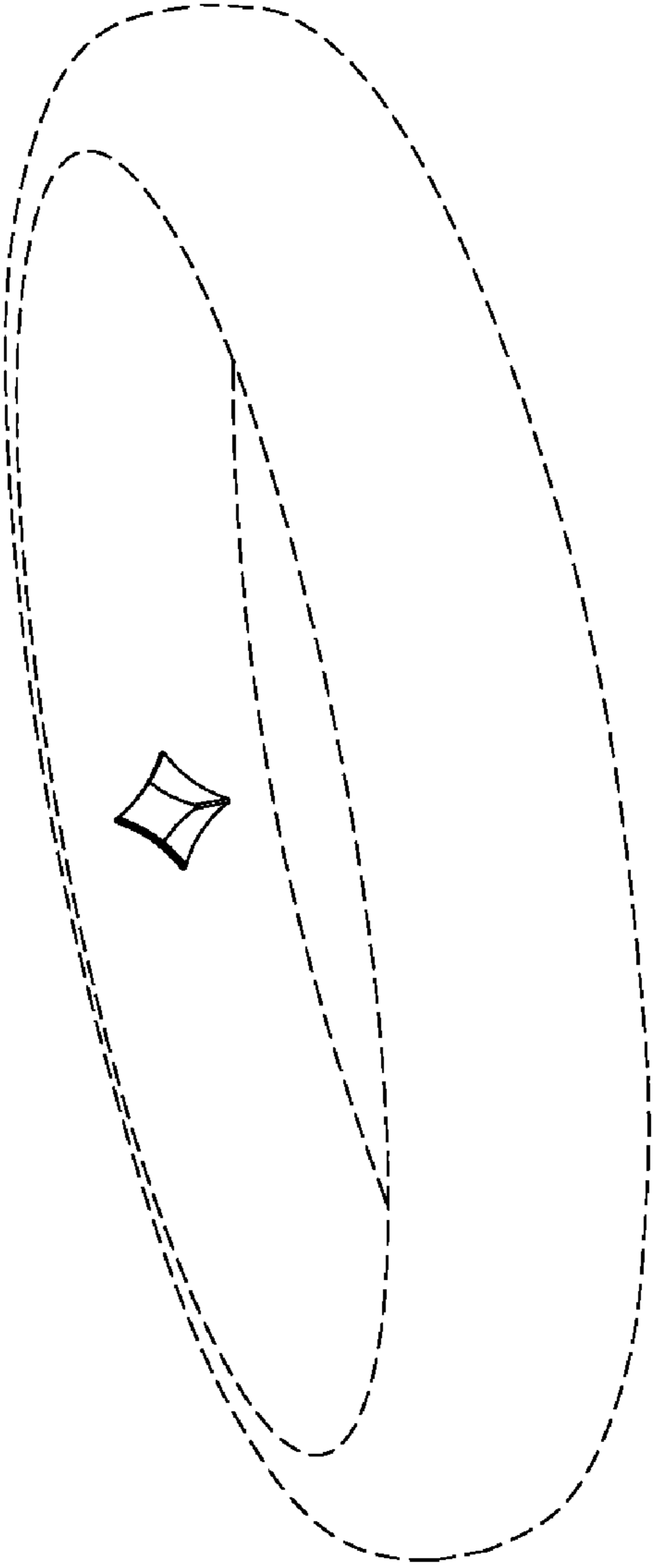


FIG. 1

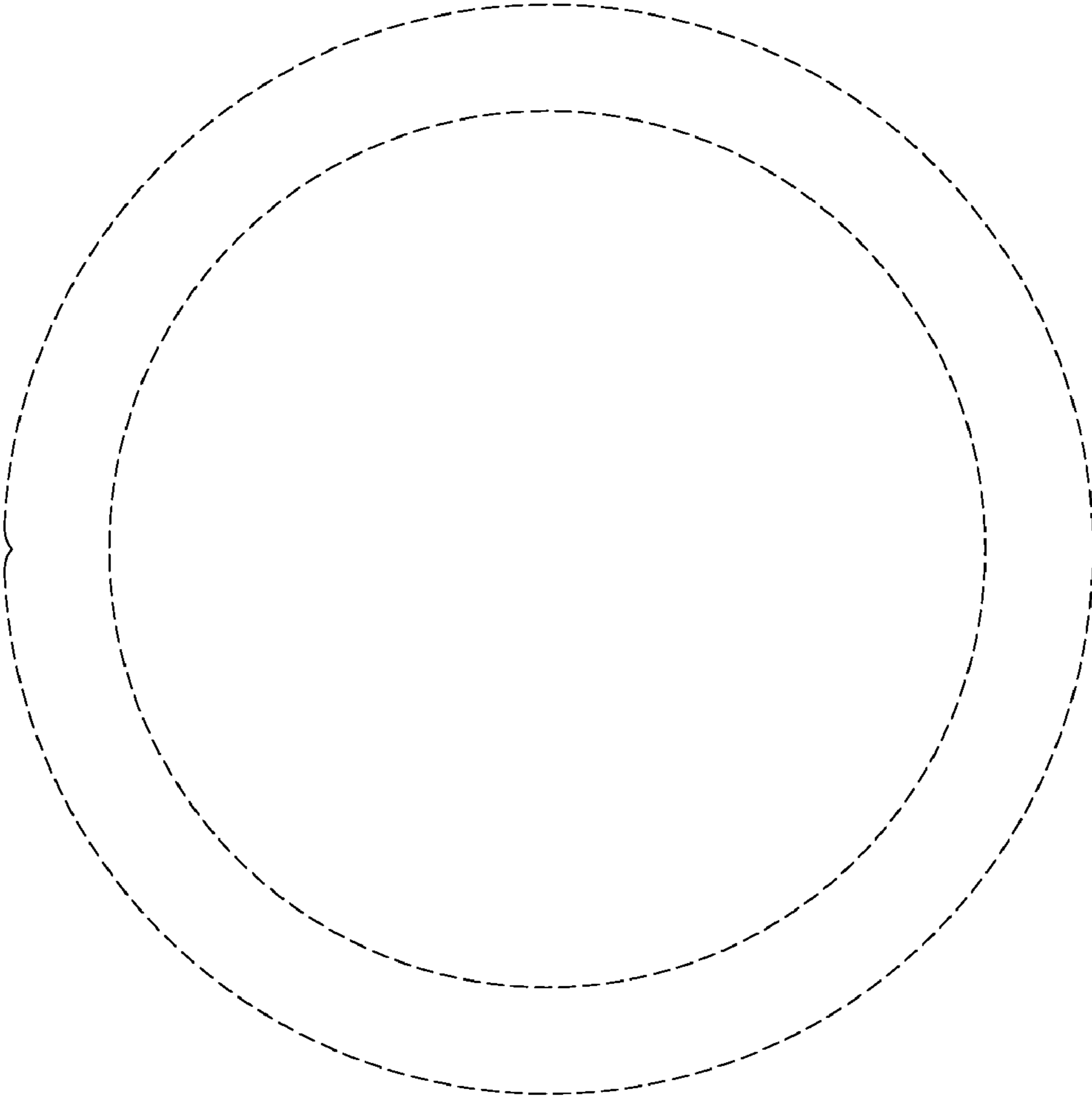
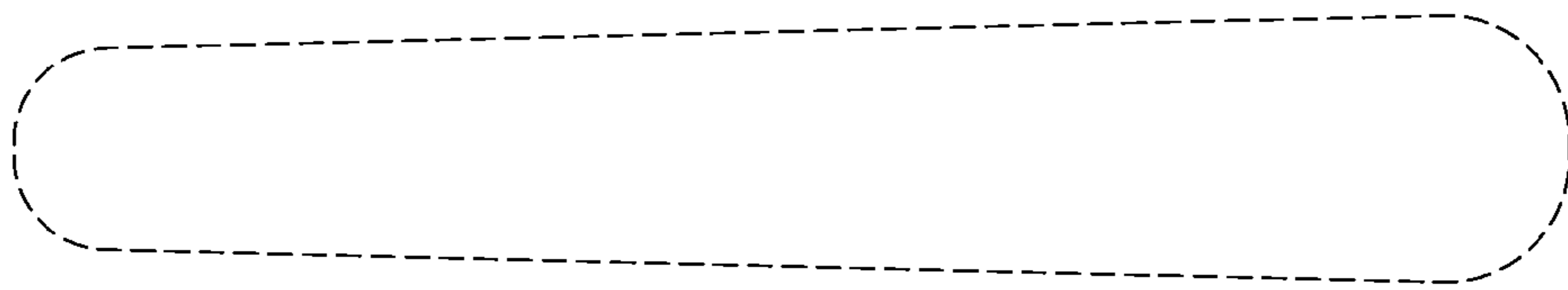


FIG. 2

**FIG. 3**






FIG. 4

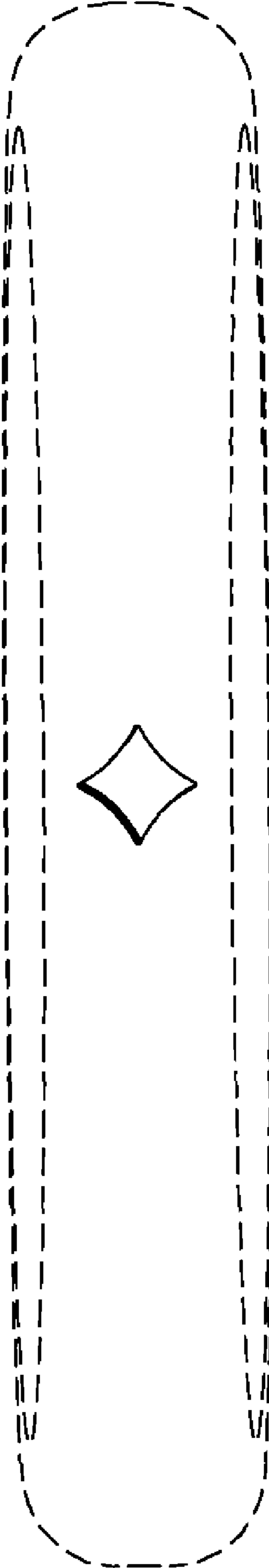


FIG. 5