



US00D635869S

(12) **United States Design Patent**
Hayek et al.

(10) **Patent No.:** **US D635,869 S**
(45) **Date of Patent:** **** Apr. 12, 2011**

(54) **WATCH CASE**
(75) Inventors: **Nayla Hayek**, Schleinikon (CH); **Karin Aeschlimann**, La Neuveville (CH)
(73) Assignee: **The Swatch Group Management Services AG, (The Swatch Group Management Services SA), (The Swatch Group Management Services Ltd.)**, Biel (CH)

D340,649 S * 10/1993 Iwamura D10/32
D361,022 S * 8/1995 Hayashi D10/32
D361,524 S * 8/1995 Bulgari D10/32
D361,941 S * 9/1995 Miyazaki D10/30
D423,948 S * 5/2000 Avakian D10/32
D456,281 S * 4/2002 Glauser D10/32
D456,283 S * 4/2002 Baumann D10/32
D486,403 S * 2/2004 Baumann D10/32
D510,708 S * 10/2005 Ikeuchi D10/32
D524,175 S * 7/2006 Zanette D10/38
D539,176 S * 3/2007 Lillegard et al. D10/39
D565,429 S * 4/2008 Modolo D10/32

(**) Term: **14 Years**

* cited by examiner

(21) Appl. No.: **29/364,021**

Primary Examiner — Lucy Lieberman

(22) Filed: **Jun. 17, 2010**

(74) *Attorney, Agent, or Firm* — Collen IP; Donald J. Ranft

Related U.S. Application Data

(62) Division of application No. 29/343,768, filed on Sep. 18, 2009, now Pat. No. Des. 620,813.

(57) **CLAIM**

The ornamental design for a watch case, as shown and described.

(30) **Foreign Application Priority Data**

Mar. 18, 2009 (WO) DM/071 483

(51) **LOC (9) Cl.** **10-02**

(52) **U.S. Cl.** **D10/38**

(58) **Field of Classification Search** D10/30-39;
368/276, 281, 282, 285

See application file for complete search history.

DESCRIPTION

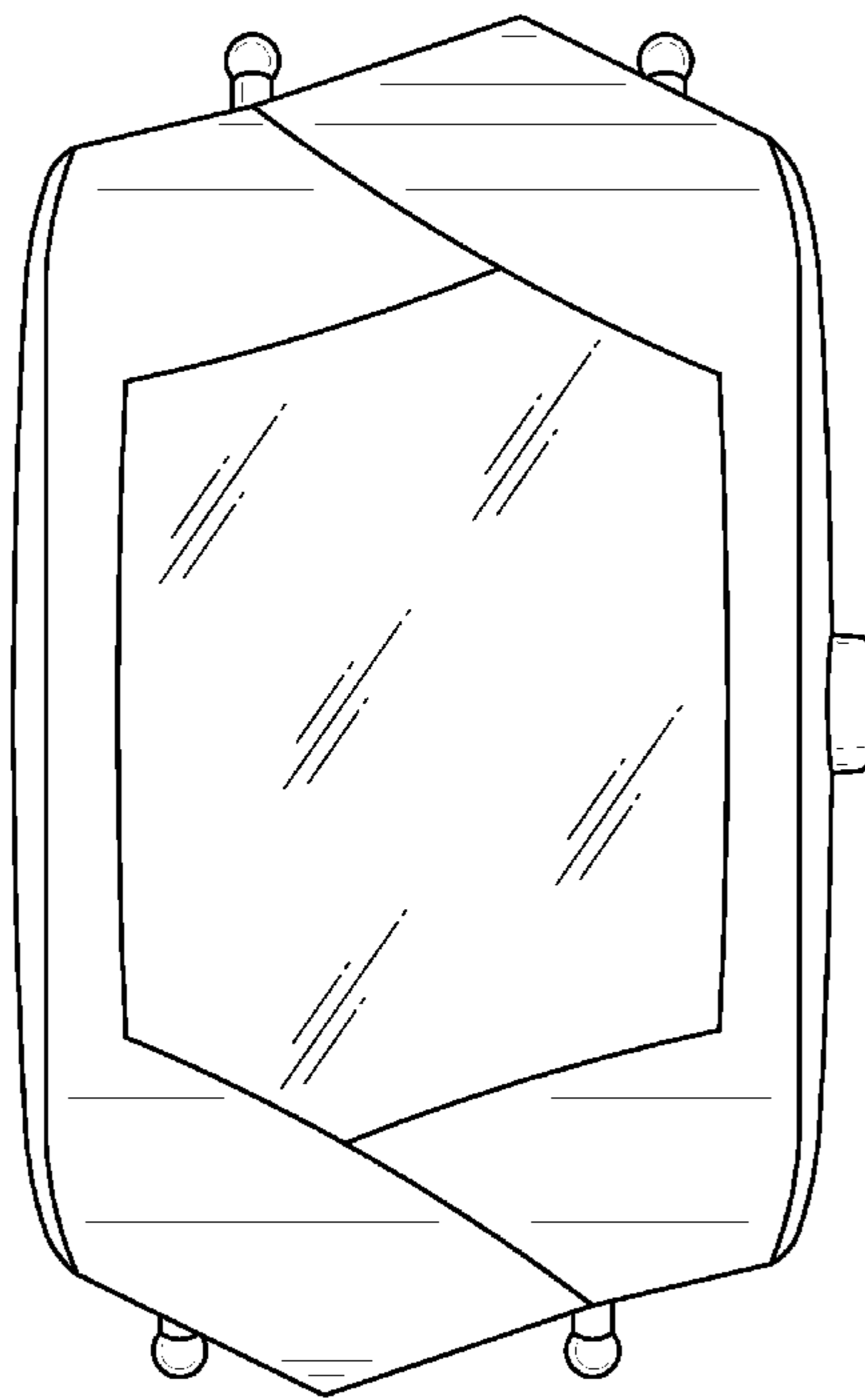
FIG. 1 is a front view of my new, original and ornamental design for a watch case;
FIG. 2 is a rear view of the watch case thereof;
FIG. 3 is a left side view thereof;
FIG. 4 is a right side view thereof;
FIG. 5 is a top view thereof;
FIG. 6 is a bottom view thereof; and,
FIG. 7 is a front perspective view of the watch case thereof.
The broken lines in the drawings are used to show portions of the watch case that do not form part of the claimed design.

(56) **References Cited**

U.S. PATENT DOCUMENTS

D313,187 S * 12/1990 Muller D10/39
D321,485 S * 11/1991 Bulgari D10/32

1 Claim, 4 Drawing Sheets






FIG. 2

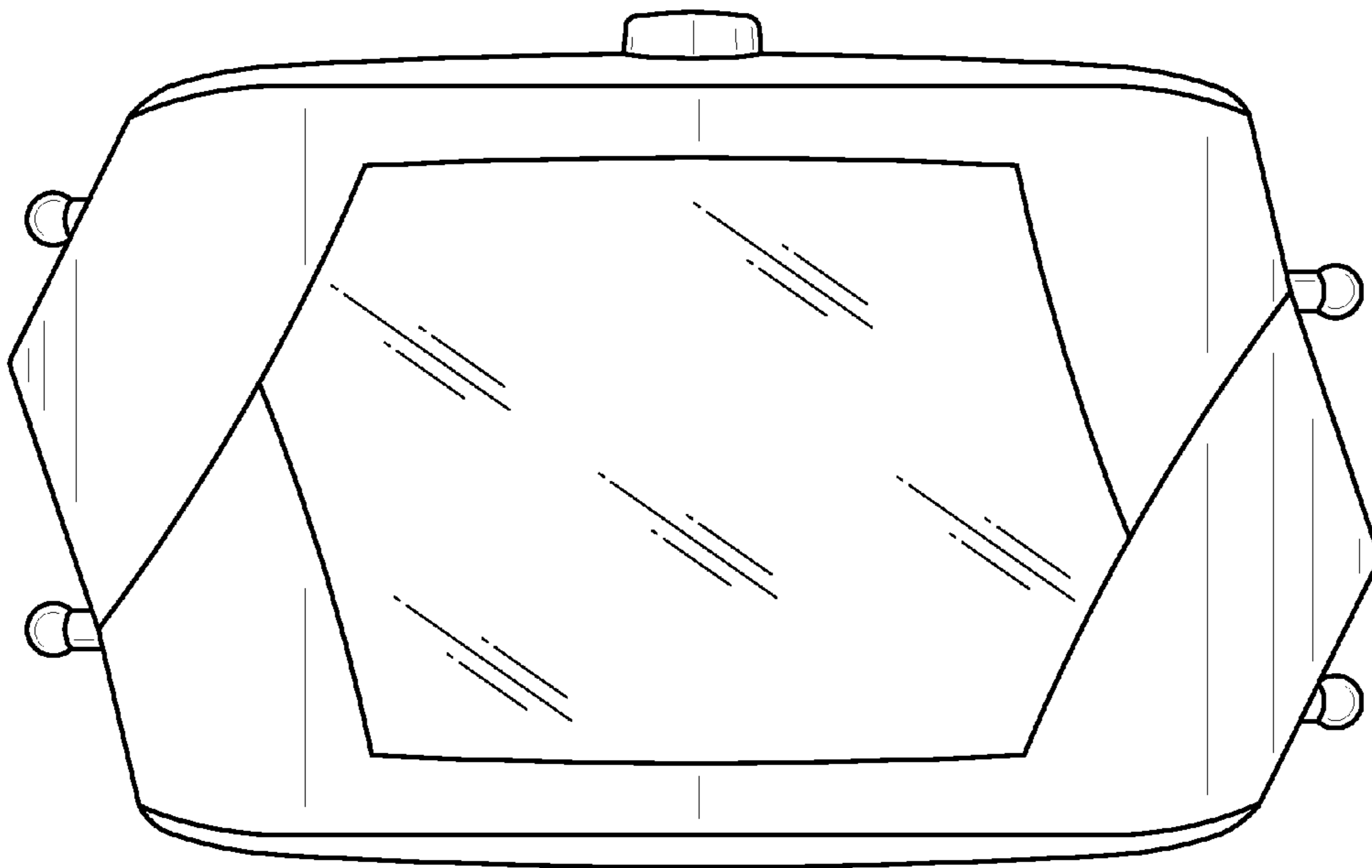


FIG. 1

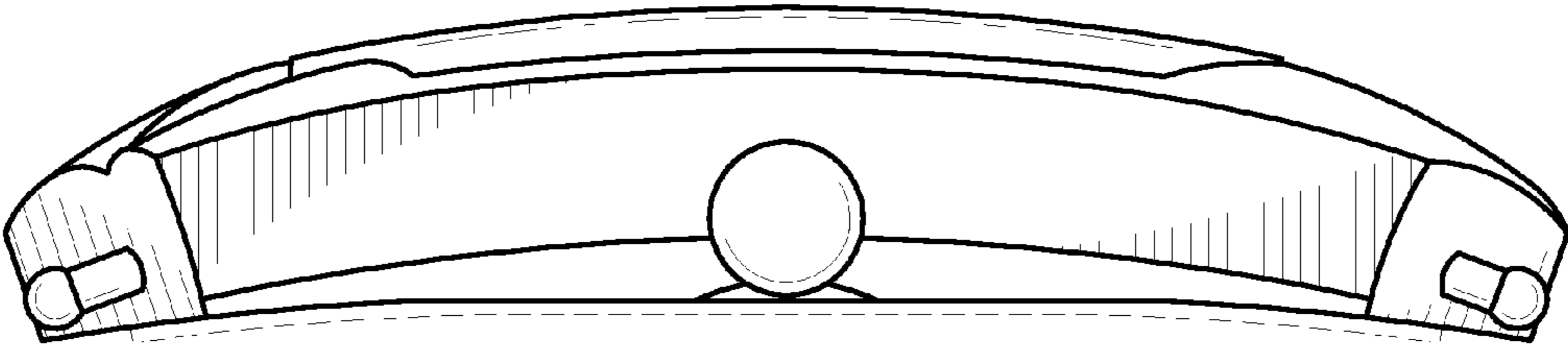


FIG. 4

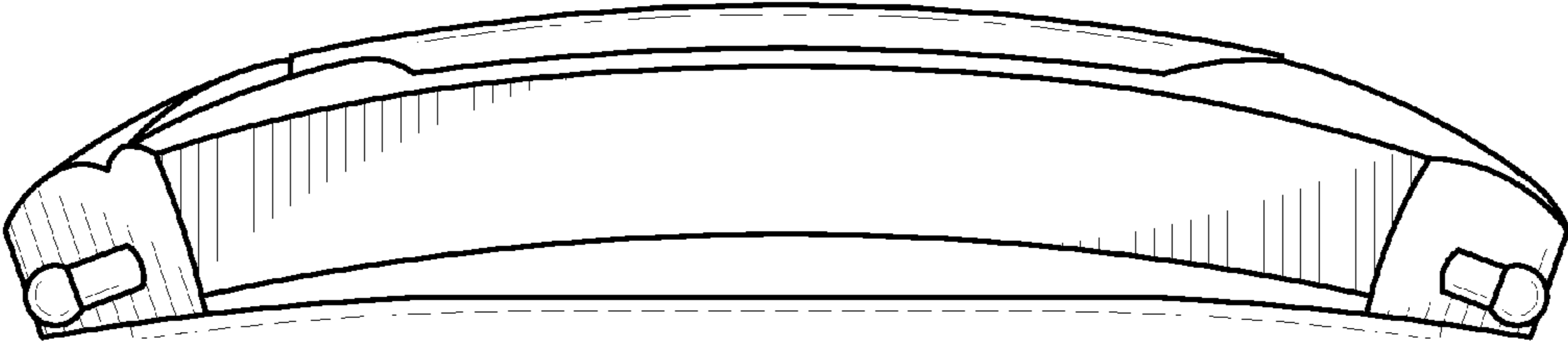


FIG. 3

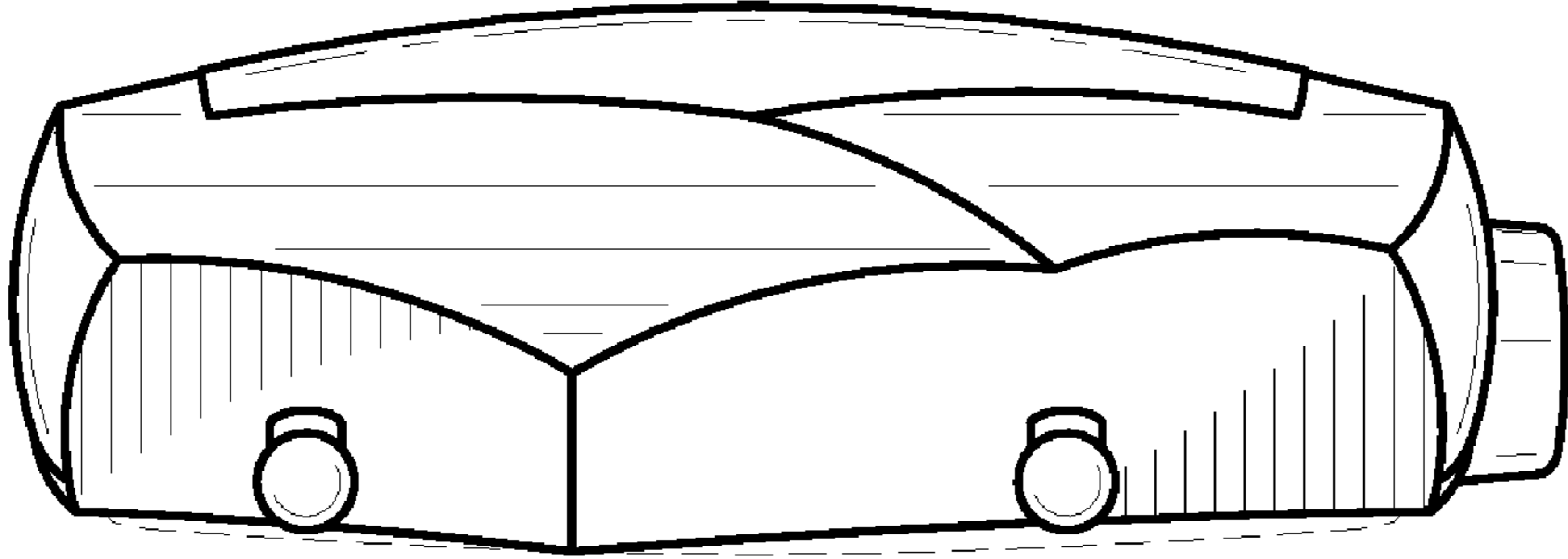


FIG. 6

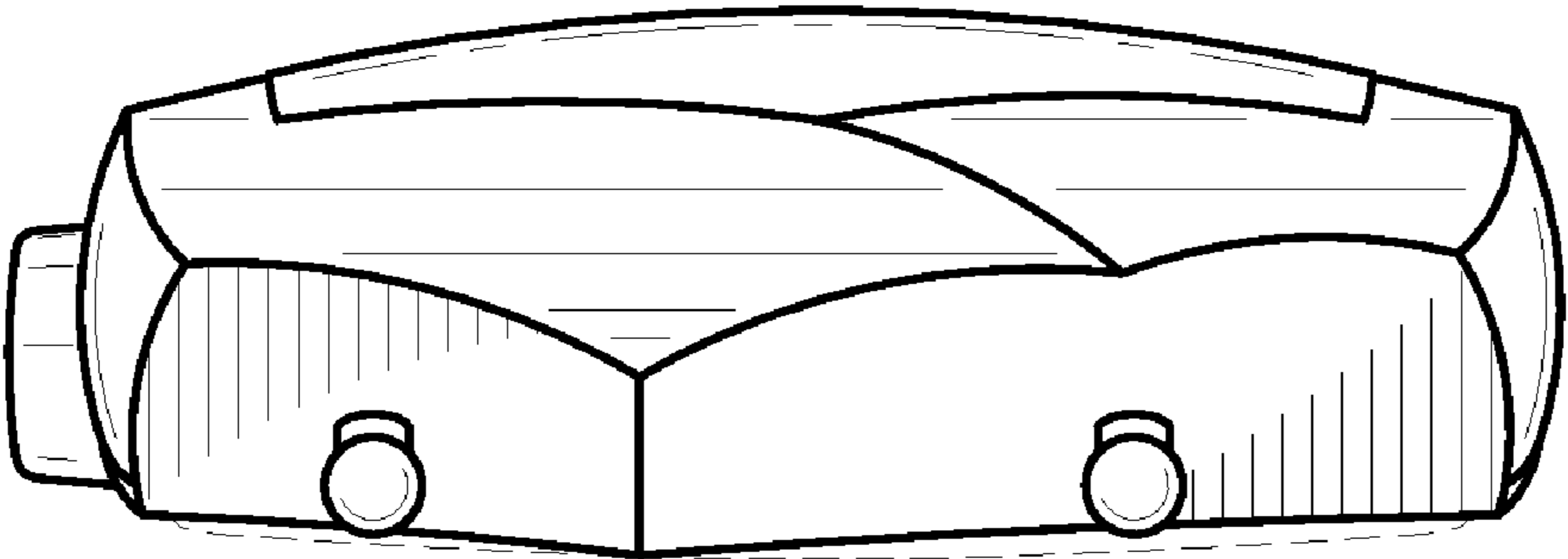


FIG. 5

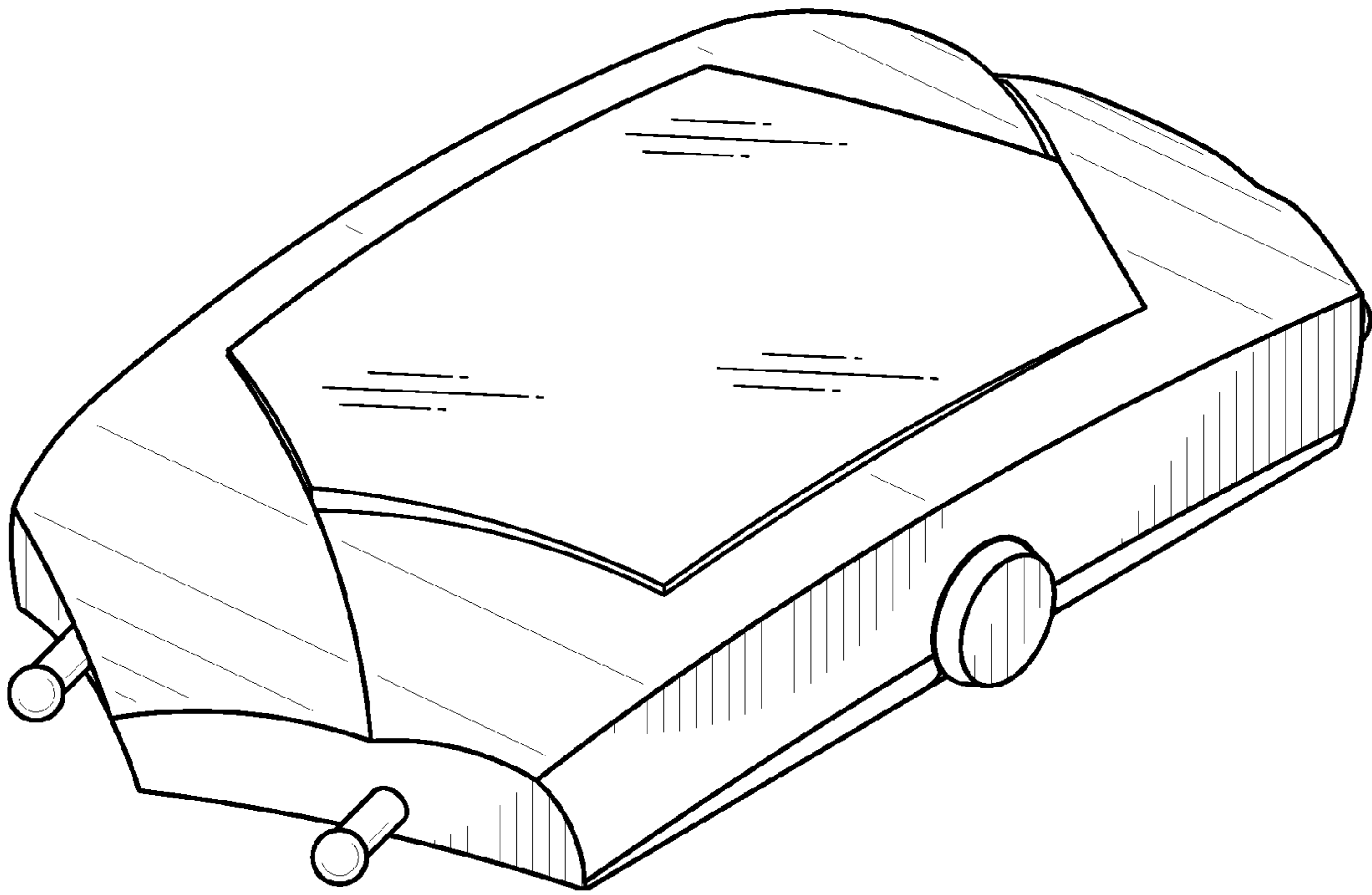


FIG. 7