



US00D635867S

(12) **United States Design Patent**  
**Nunes**

(10) **Patent No.:** **US D635,867 S**

(45) **Date of Patent:** **\*\* Apr. 12, 2011**

(54) **WATCH CASING**

(76) Inventor: **Brendon Nunes, Ajax (CA)**

(\*\*) Term: **14 Years**

(21) Appl. No.: **29/315,134**

(22) Filed: **May 29, 2009**

(51) **LOC (9) Cl.** ..... **10-02**

(52) **U.S. Cl.** ..... **D10/38**

(58) **Field of Classification Search** ..... D10/30-39,  
D10/122-132; 368/276, 281, 282, 285, 288,  
368/294, 295

See application file for complete search history.

(56) **References Cited**

**U.S. PATENT DOCUMENTS**

D202,061	S *	8/1965	Montese-Caruso	.....	D10/38
3,395,531	A *	8/1968	Caprara	.....	368/291
4,218,873	A *	8/1980	Lang	.....	368/281
D358,101	S *	5/1995	Scheufele	.....	D10/32
D410,199	S *	5/1999	Calvani	.....	D10/39
D412,670	S	8/1999	Riley		
D415,040	S	10/1999	Sang		
D447,699	S *	9/2001	Ramos, Jr.	.....	D10/30
D462,909	S *	9/2002	Cattin	.....	D10/39
D531,524	S *	11/2006	Behling	.....	D10/38
D533,088	S *	12/2006	Bedat	.....	D10/39
D537,371	S *	2/2007	Belamich	.....	D10/39
D537,737	S	3/2007	Galli		
D555,518	S *	11/2007	Borraccino et al.	.....	D10/39
D555,519	S *	11/2007	Borraccino et al.	.....	D10/39
7,324,410	B1 *	1/2008	Ziv	.....	368/88

D568,181	S *	5/2008	Rabassa	.....	D10/39
D577,611	S *	9/2008	Lalo	.....	D10/32
D578,412	S *	10/2008	Belamich	.....	D10/39
D588,025	S *	3/2009	Belamich	.....	D10/39
D594,352	S *	6/2009	Belamich	.....	D10/39
D598,304	S *	8/2009	Belamich	.....	D10/39

**OTHER PUBLICATIONS**

Photograph of Trintec Industries "Altimeter watch".  
Debaufre Csar Watch Collection from <http://store.debaufre.com/Csar-s/64.htm>.

Photograph of Wenger watch.

\* cited by examiner

*Primary Examiner* — Lucy Lieberman

(57) **CLAIM**

The ornamental design for a watch casing, as shown and described.

**DESCRIPTION**

FIG. 1 is a top plan view of a watch casing showing my new design;

FIG. 2 is a front elevational view thereof with the rear elevation view a mirror image;

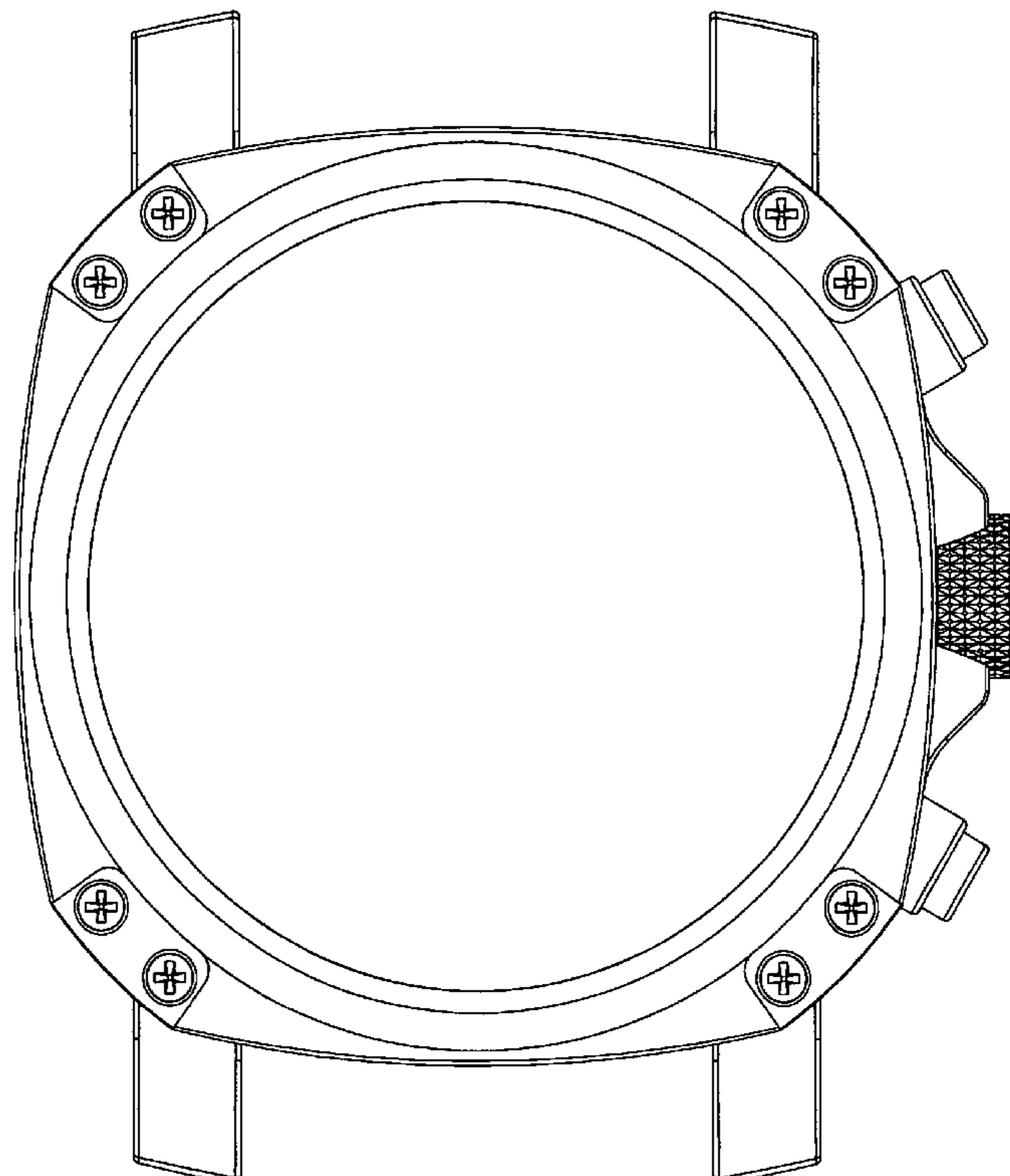
FIG. 3 is a right side view thereof;

FIG. 4 is a left side view thereof; and,

FIG. 5 is a top perspective view thereof looking in on the right side.

The portions of the drawings provided by broken line are intended to reflect environment, and do not form a part of my design.

**1 Claim, 5 Drawing Sheets**



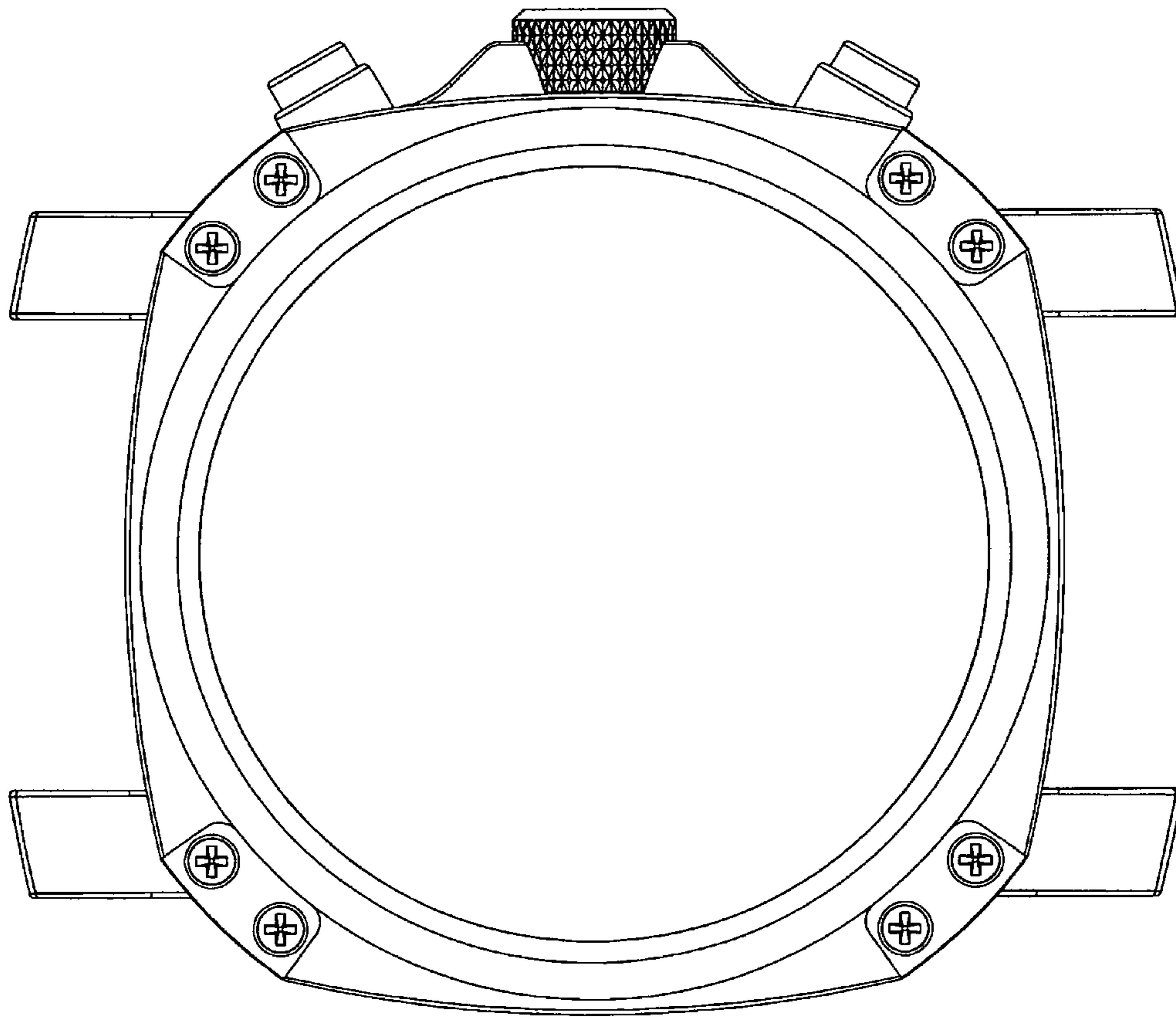


FIGURE 1

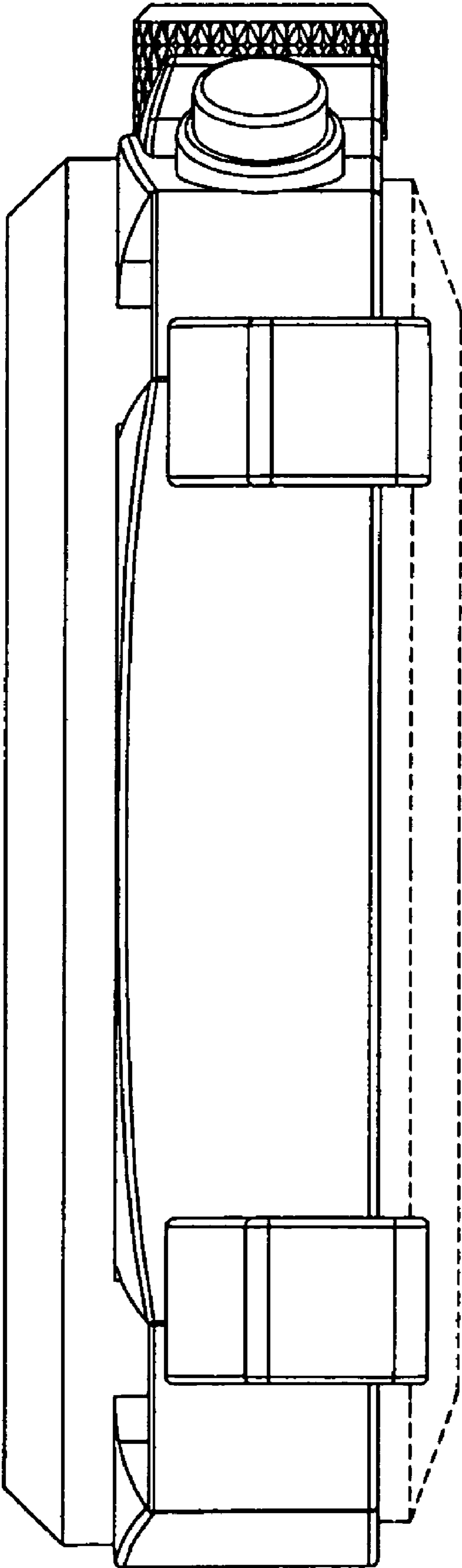


FIGURE 2

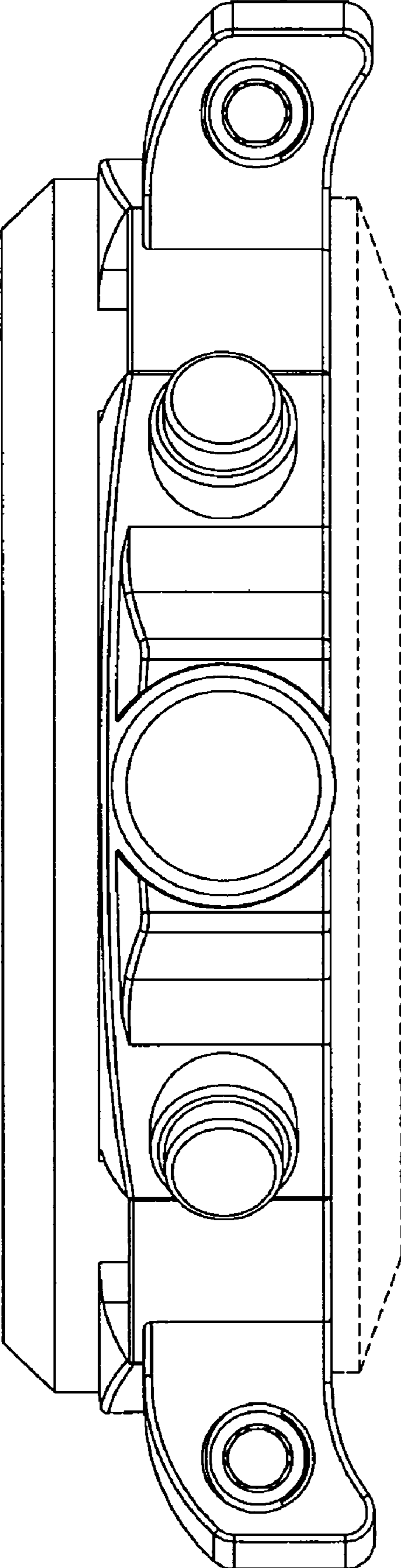


FIGURE 3

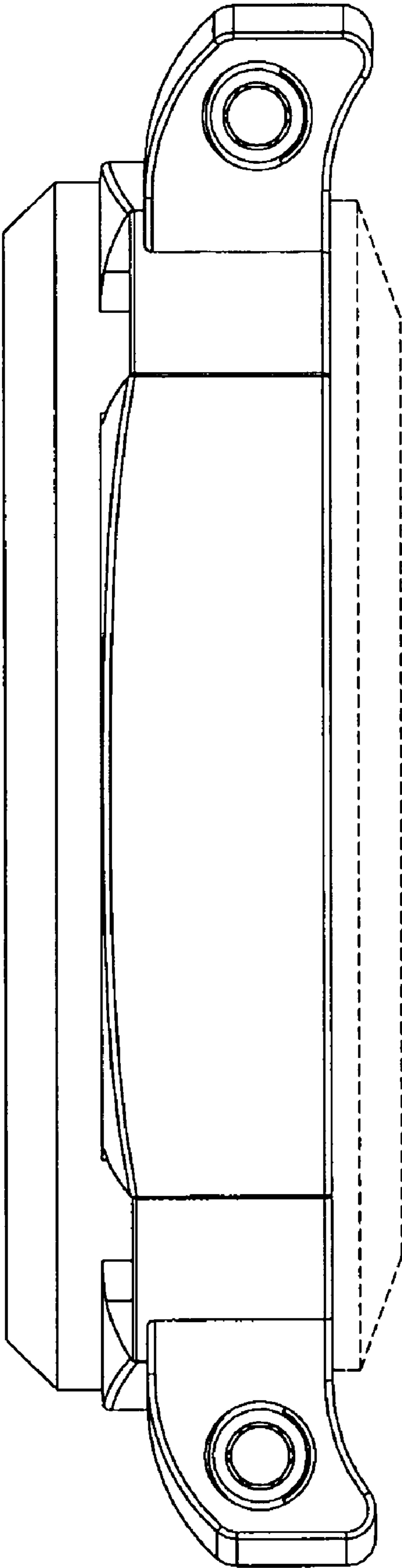


FIGURE 4

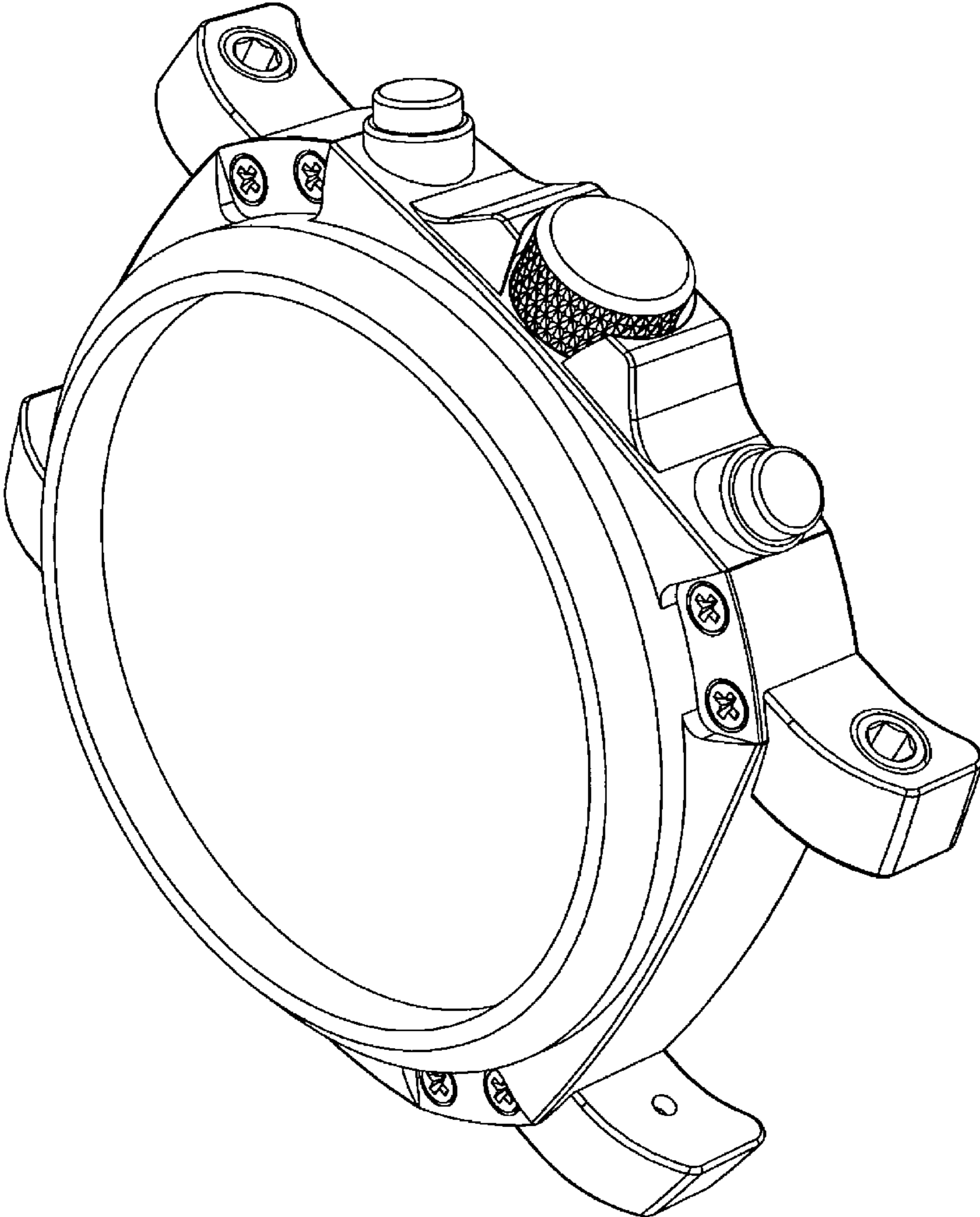


FIGURE 5