



US00D635865S

(12) **United States Design Patent**
Tsurumoto et al.

(10) **Patent No.:** **US D635,865 S**

(45) **Date of Patent:** **** Apr. 12, 2011**

(54) **BAG**
(75) Inventors: **Takashi Tsurumoto**, Tokyo (JP);
Yukari Fujita, Yokohama (JP)

(73) Assignee: **Toyo Seikan Kaisha, Ltd.** (JP)

(**) Term: **14 Years**

(21) Appl. No.: **29/321,541**

(22) Filed: **Jul. 18, 2008**

(30) **Foreign Application Priority Data**

Jan. 21, 2008 (JP) 2008-000999

(51) **LOC (9) Cl.** **09-05**

(52) **U.S. Cl.** **D9/708**

(58) **Field of Classification Search** D9/705,
D9/707, 708, 710, 714, 434-435, 522, 696;
206/822; 383/61.1, 80, 81, 104, 901, 63,
383/103, 203; 222/92, 107

See application file for complete search history.

(56) **References Cited**

U.S. PATENT DOCUMENTS

3,065,898	A *	11/1962	Daugherty	222/95
D304,546	S *	11/1989	Cattach	D9/708
D307,385	S *	4/1990	Kimura	D9/697
6,220,702	B1 *	4/2001	Nakamura et al.	347/86
D513,417	S *	1/2006	Ishizawa et al.	D18/56
D525,144	S *	7/2006	Risgalla	D9/707
D528,011	S *	9/2006	Ueda	D9/702
D555,011	S *	11/2007	Spanjaard	D9/708
D557,614	S *	12/2007	Murray	D9/708
D560,122	S *	1/2008	Fuchs et al.	D9/708

D563,242	S *	3/2008	Murray	D9/708
D563,797	S *	3/2008	McMorris	D9/708
D570,405	S *	6/2008	Otsuka et al.	D18/56

FOREIGN PATENT DOCUMENTS

JP	958647	7/1996
JP	1119908	9/2001
JP	1140638	5/2002
JP	1157373	11/2002
JP	1119908	4/2003
JP	1195009	1/2004
JP	1245783	7/2005

* cited by examiner

Primary Examiner — Caron Veynar

Assistant Examiner — Abraham Bahta

(74) *Attorney, Agent, or Firm* — Hiscock & Barclay, LLP

(57) **CLAIM**

The ornamental design for a bag, as shown and described.

DESCRIPTION

FIG. 1 is a front view of a bag showing our new design;
FIG. 2 is a right side view, the left side view being a mirror
image thereof;

FIG. 3 is a top view thereof;

FIG. 4 is a bottom view thereof;


FIG. 5 is a cross-sectional view along line 5—5 of FIG. 2;

FIG. 6 is a perspective view of the bag shown in FIG. 1 when
the bag is in a filled condition; and,

FIG. 7 is a perspective view of the bag shown in FIG. 6 when
it is in use hanging from a support.

The broken line showing of a support is included for the
purpose of illustrating environmental structure and forms no
part of the claimed design.

1 Claim, 4 Drawing Sheets






FIG. 1

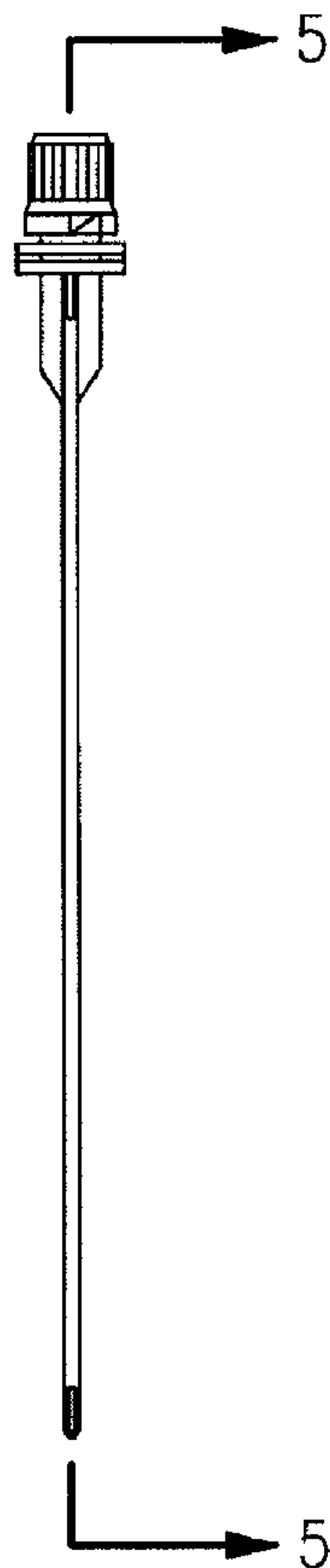


FIG. 2

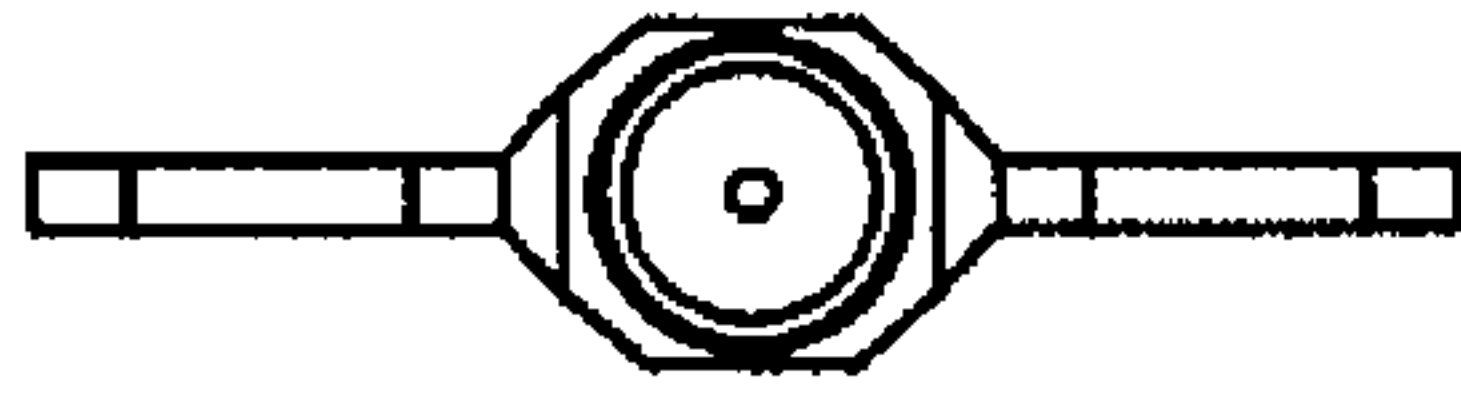


FIG. 3

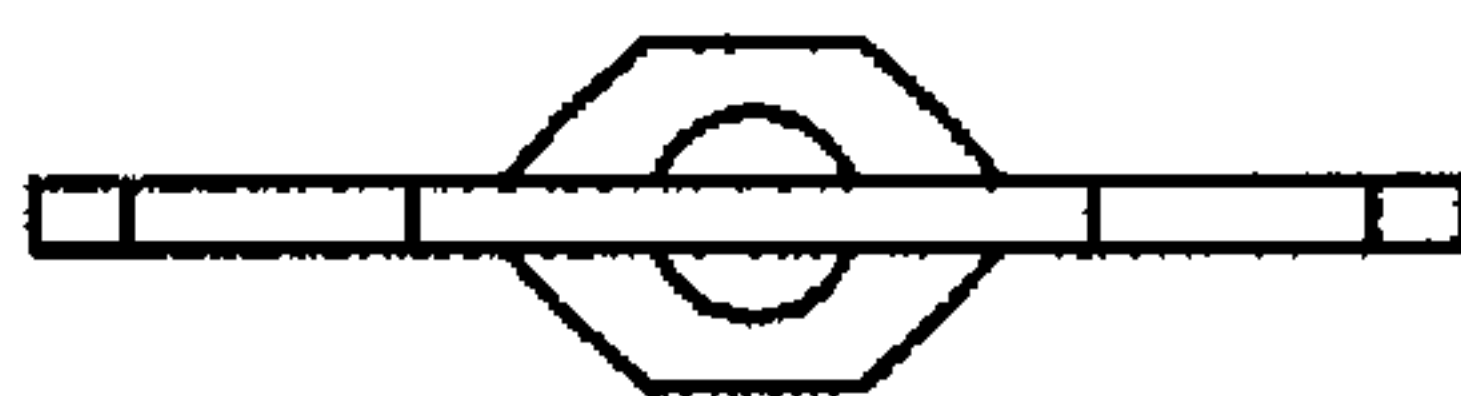


FIG. 4




FIG. 5

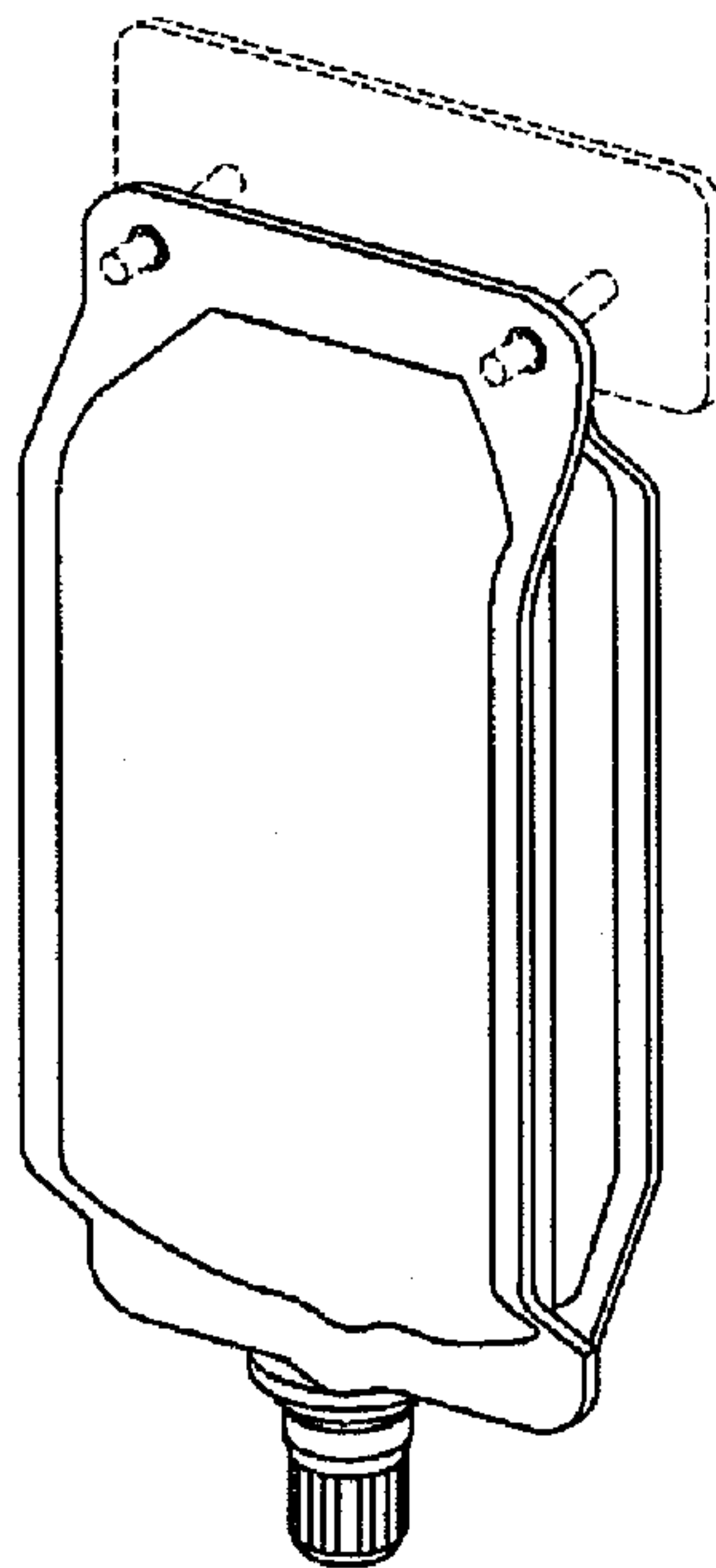


FIG. 7

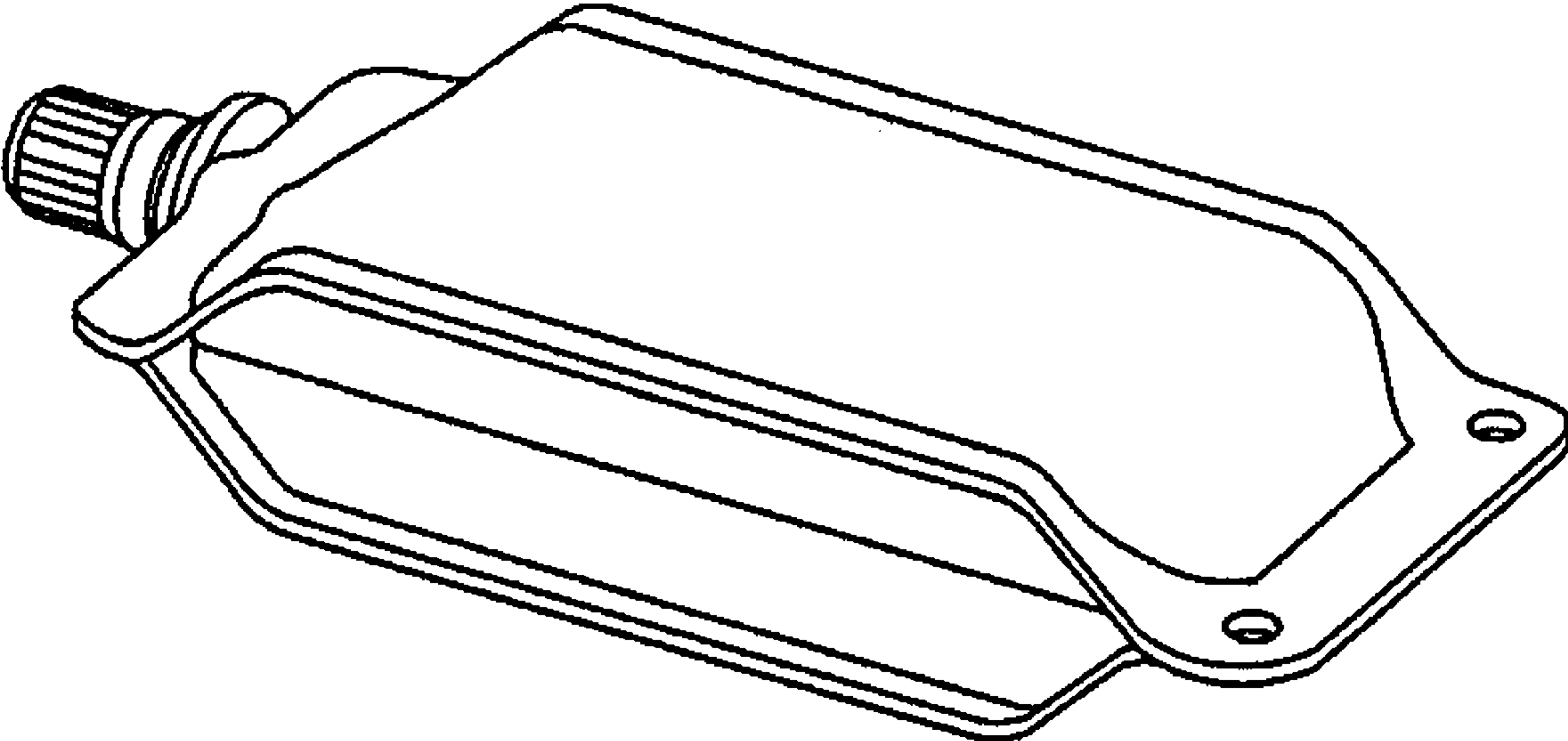


FIG. 6