



US00D635861S

(12) **United States Design Patent**
Caldwell

(10) **Patent No.:** **US D635,861 S**

(45) **Date of Patent:** **** Apr. 12, 2011**

(54) **PLASTIC CONTAINER**

(75) **Inventor:** **Christopher T. Caldwell**, Monroe, MI (US)

(73) **Assignee:** **Plastipak Packaging, Inc.**, Plymouth, MI (US)

(**) **Term:** **14 Years**

(21) **Appl. No.:** **29/335,163**

(22) **Filed:** **Apr. 9, 2009**

(51) **LOC (9) Cl.** **09-01**

(52) **U.S. Cl.** **D9/550; D9/552; D9/558**

(58) **Field of Classification Search** D9/516,
D9/537-539, 549-550, 552, 556-558, 571,
D9/772, 775-779, 688-693; 215/381-385;
220/660, 662, 669, 675

See application file for complete search history.

(56) **References Cited**

U.S. PATENT DOCUMENTS

D202,003 S *	8/1965	Douglas	D9/772
D227,869 S *	7/1973	Stanley et al.	D9/773
D274,218 S	6/1984	Aramaki		
D295,260 S	4/1988	Goettner		
D345,695 S	4/1994	Frazer et al.		
D345,696 S	4/1994	Wilkinson et al.		
D357,414 S *	4/1995	Kornick et al.	D9/776
D358,530 S	5/1995	Mehra et al.		
D379,151 S	5/1997	Stevens		
D381,271 S	7/1997	Paoloski		
5,713,681 A *	2/1998	Venne et al.	401/202
D398,478 S	9/1998	Spencer		
D398,531 S *	9/1998	De Vries	D9/776
D399,429 S *	10/1998	Ramsey	D9/539
D415,428 S	10/1999	Keller et al.		
D427,909 S	7/2000	Doritty et al.		
D443,828 S *	6/2001	Meeker et al.	D9/540

D451,807 S	12/2001	Goettner		
D456,265 S	4/2002	Spear		
D467,811 S *	12/2002	Slater et al.	D9/529
D472,806 S *	4/2003	Bezek et al.	D9/428
D481,954 S *	11/2003	Potts et al.	D9/538
D495,607 S *	9/2004	Bezek	D9/549
7,014,056 B2 *	3/2006	Trude	215/381
D542,666 S *	5/2007	Trude	D9/551
D556,576 S	12/2007	Webb		
D570,702 S *	6/2008	Adamson et al.	D9/558
D573,476 S *	7/2008	Hopkins	D9/538
D588,020 S *	3/2009	Van Scoyoc et al.	D9/776
D588,921 S *	3/2009	Williams	D9/537
D619,010 S *	7/2010	Wasson et al.	D9/538
D622,153 S *	8/2010	Smith	D9/563 X

* cited by examiner

Primary Examiner — Carol Rademaker

(74) *Attorney, Agent, or Firm* — Dykema Gossett PLLC

(57) **CLAIM**

The ornamental design for a plastic container, as shown and described.

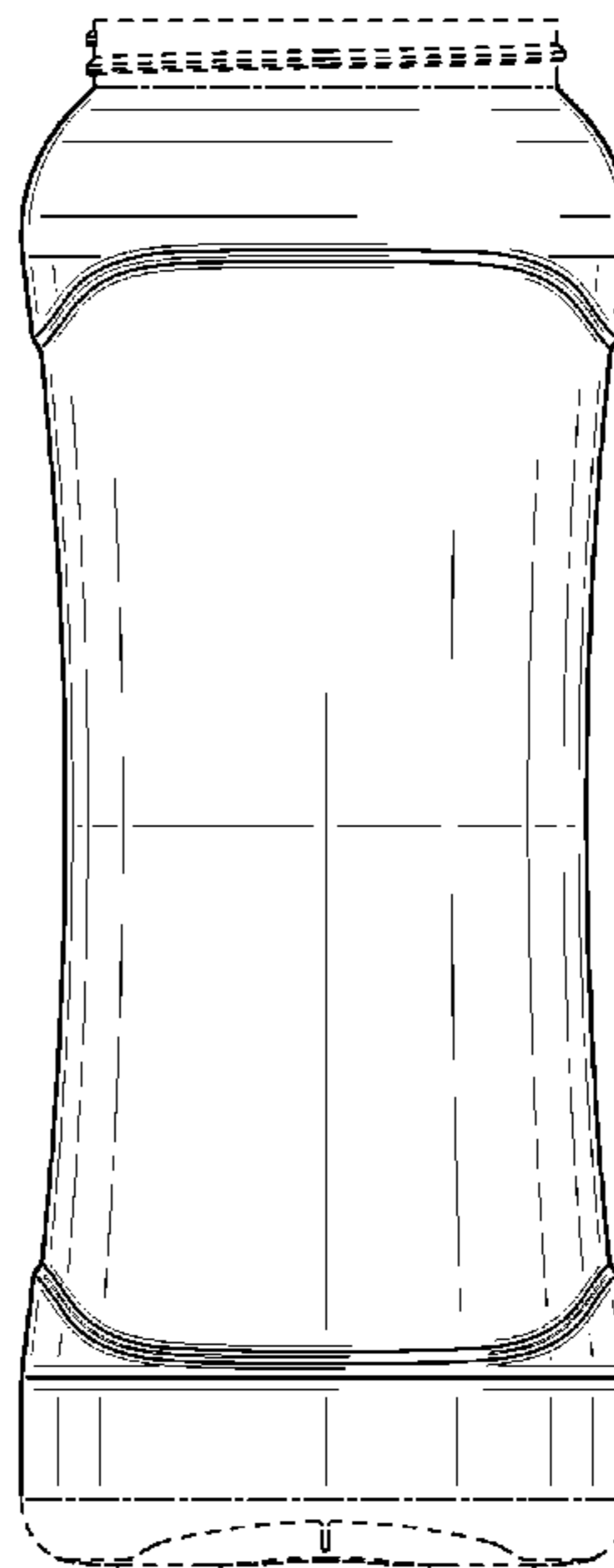
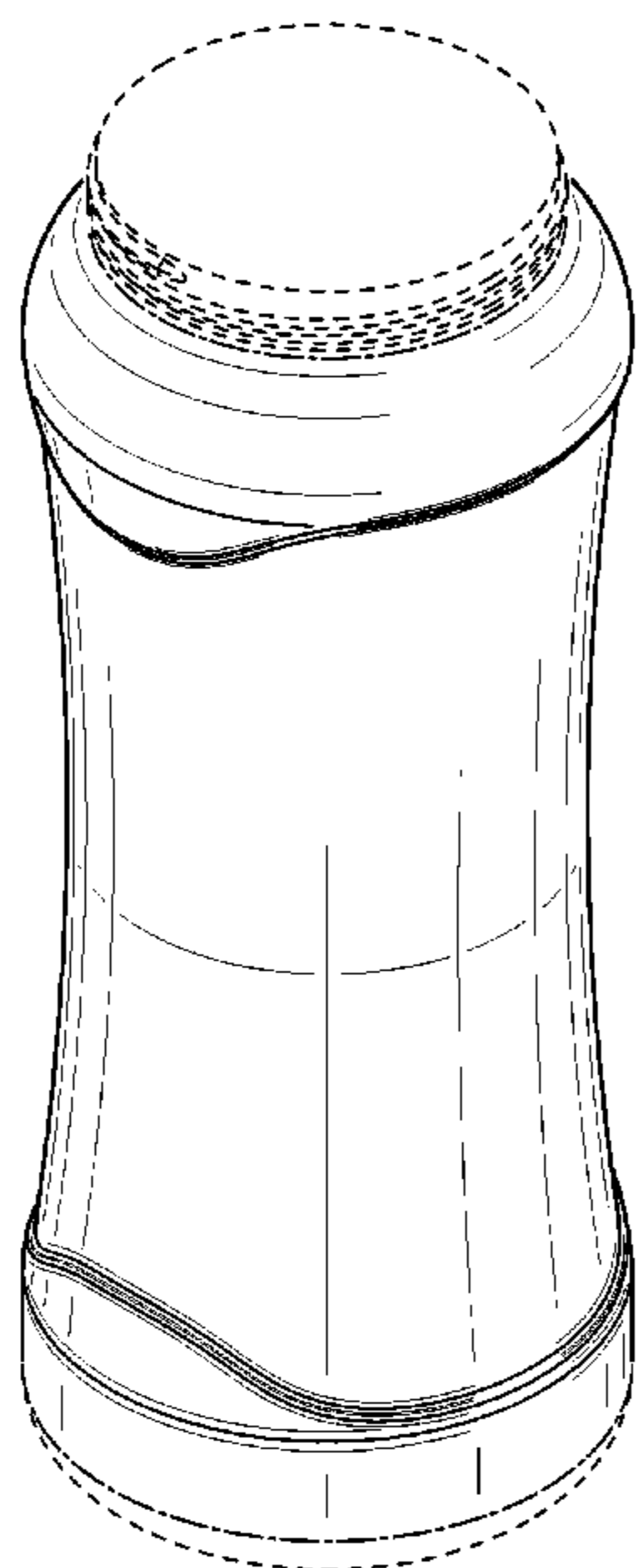
DESCRIPTION

FIG. 1 is a perspective view of a plastic container showing my new design as viewed from the top, front, and right side; FIG. 2 is a front view of the container; FIG. 3 is a rear view of the container; FIG. 4 is a right side view of the container; FIG. 5 is a left side view of the container; FIG. 6 is a top plan view of the container; and, FIG. 7 is a bottom view of the container.

The dash-dash-dash-dash broken lines shown in the drawings are included for the purpose of showing environmental structure that forms no part of the claimed design.

The dot-dash-dot-dash broken lines shown in the drawings represent the boundary lines if the claimed design.

1 Claim, 6 Drawing Sheets



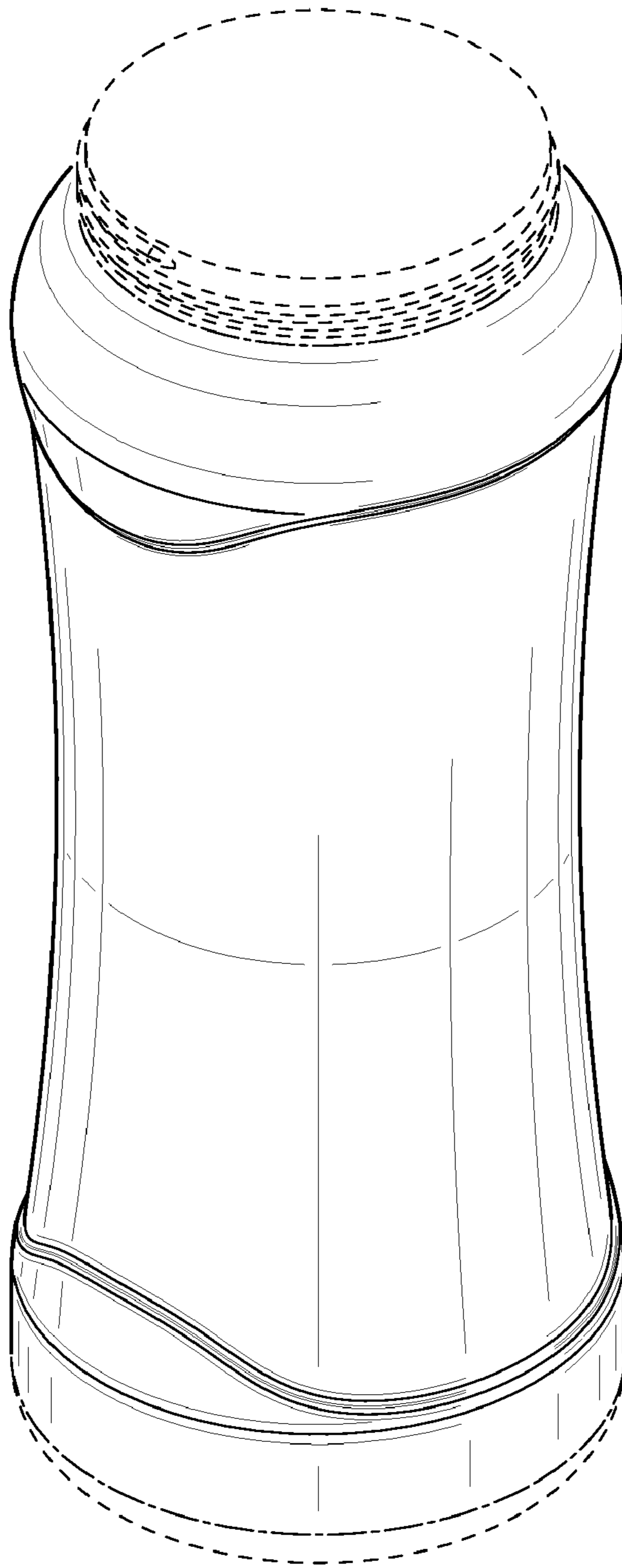


FIG. 1

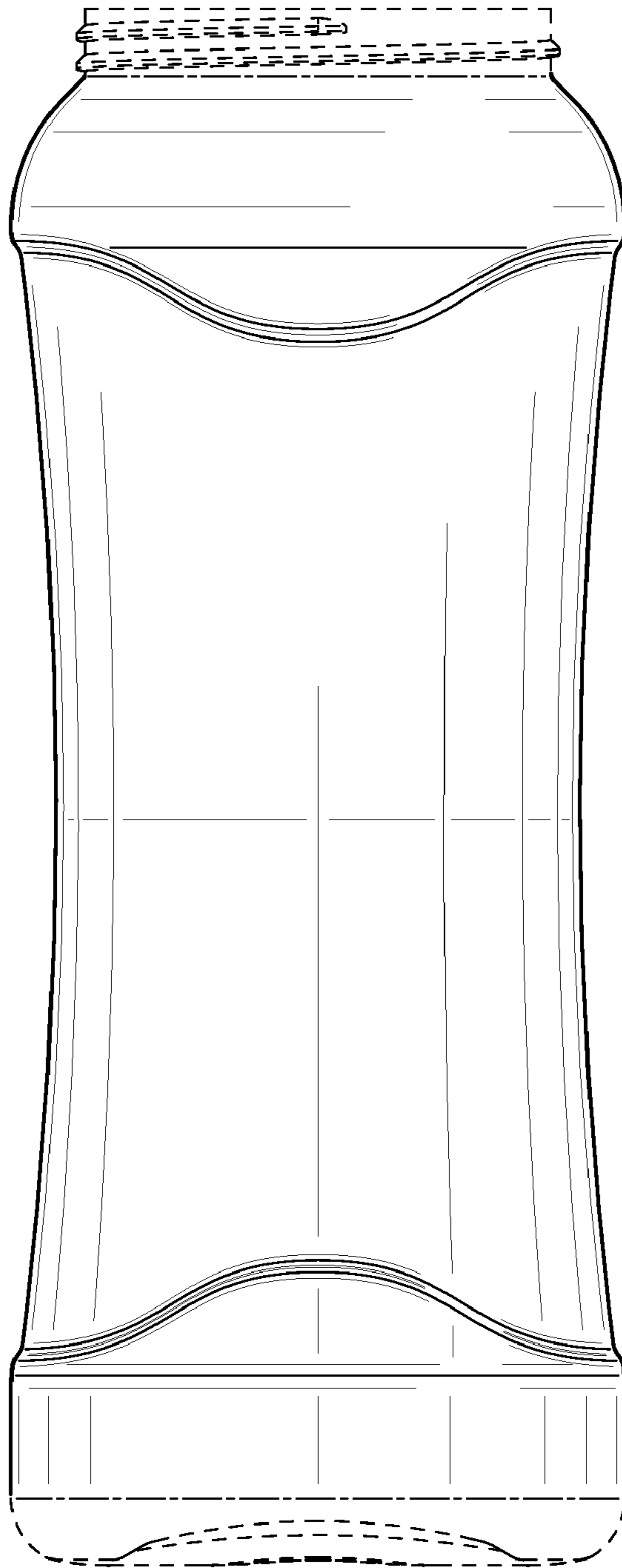


FIG. 2

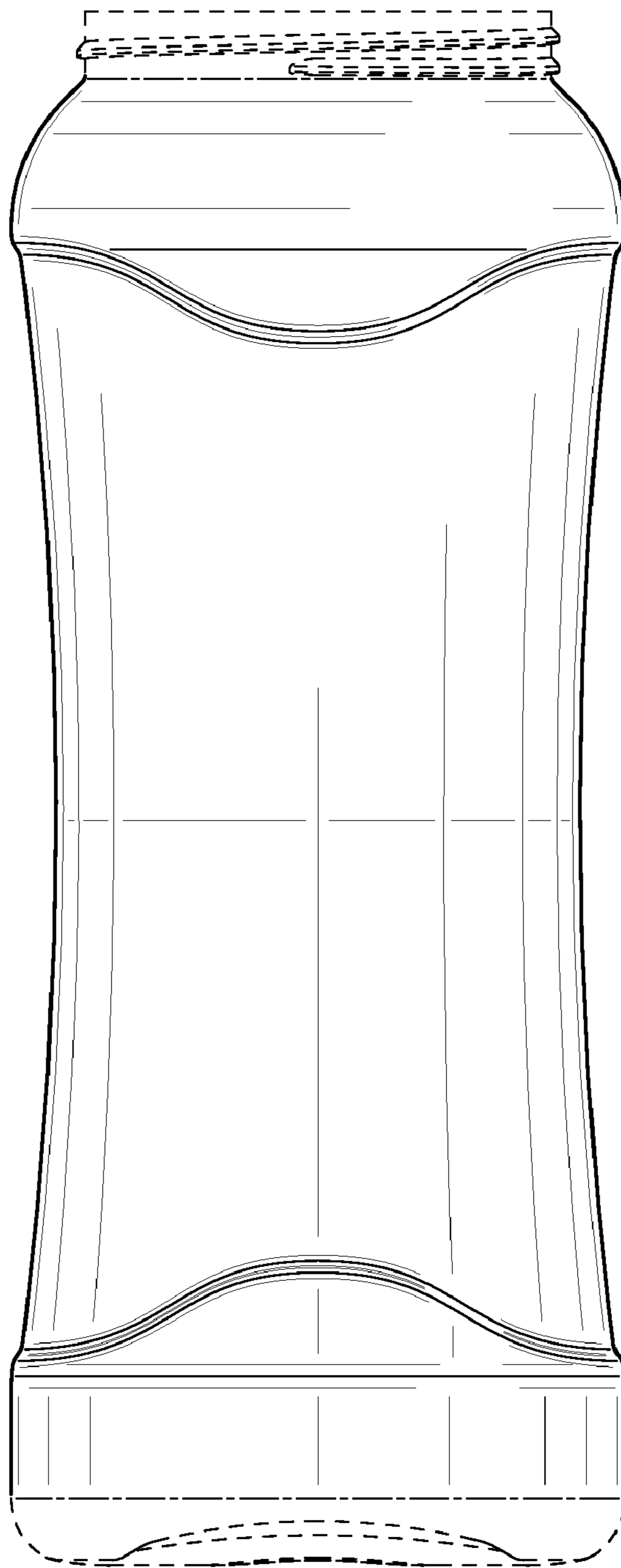


FIG. 3

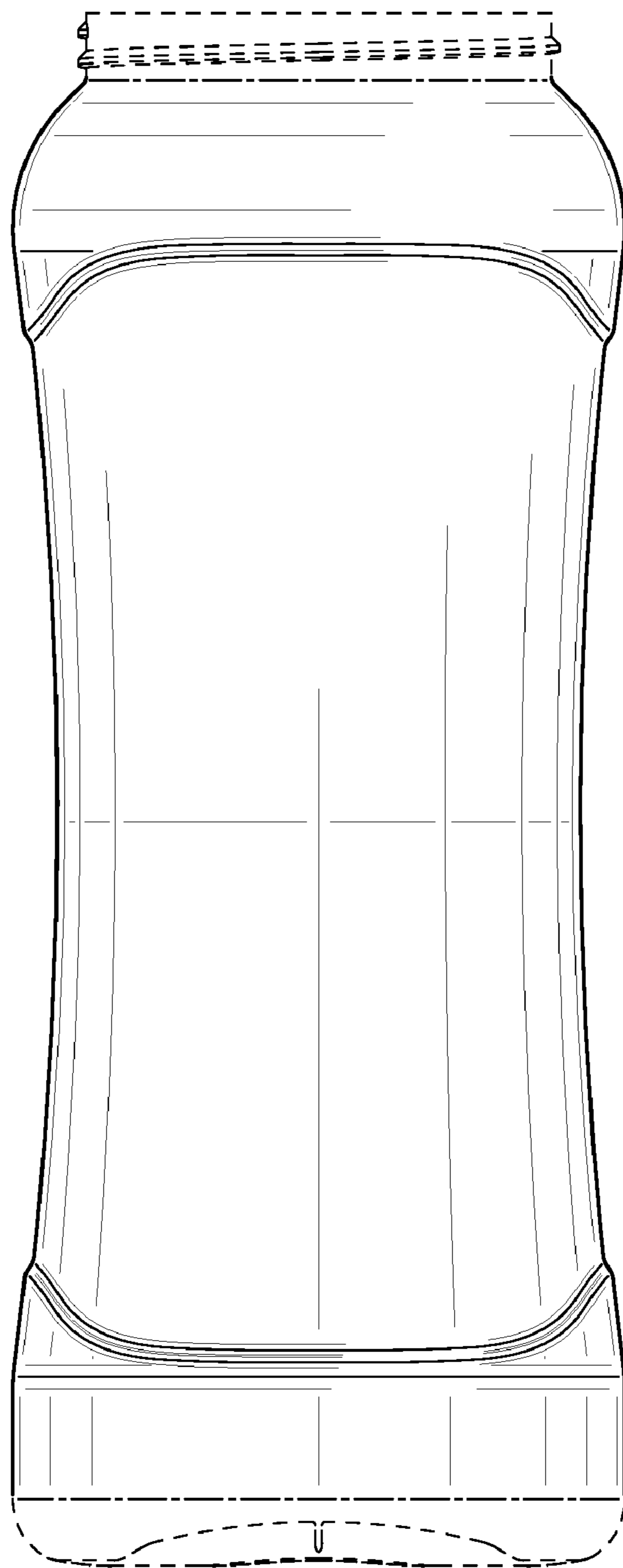


FIG. 4

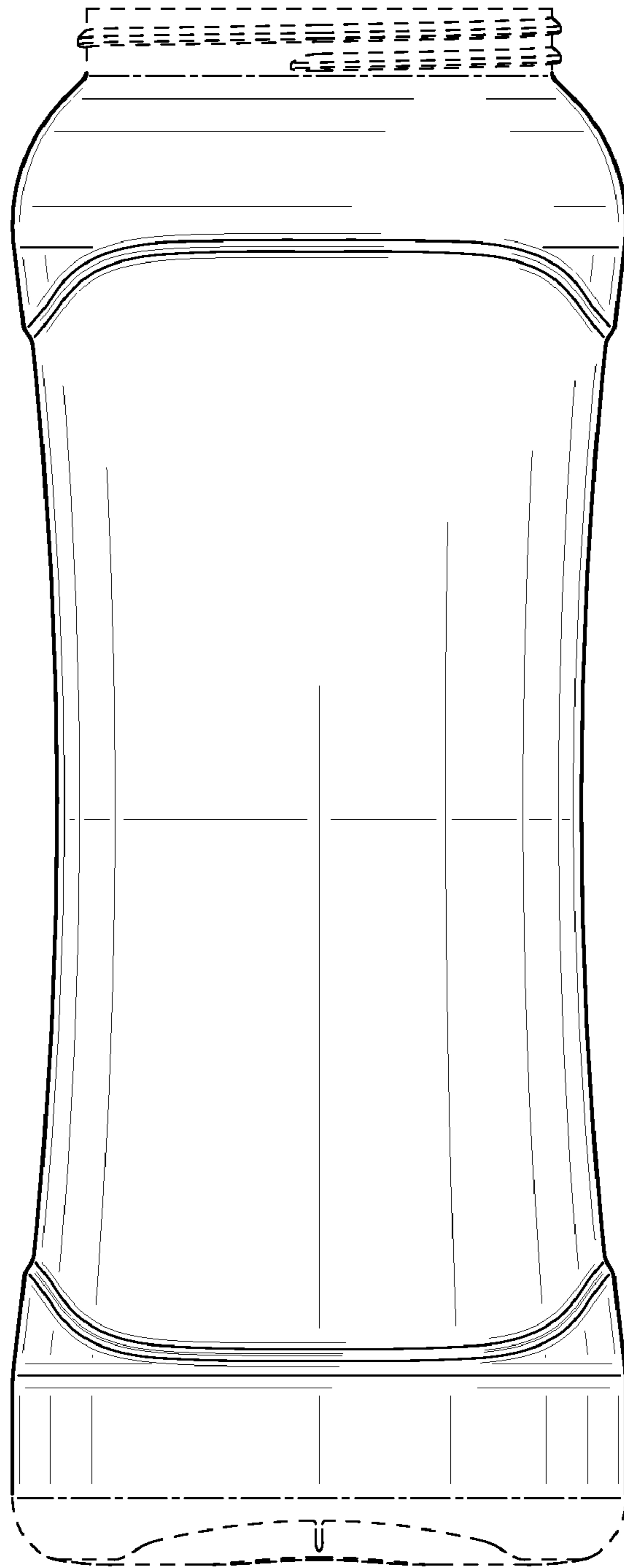


FIG. 5

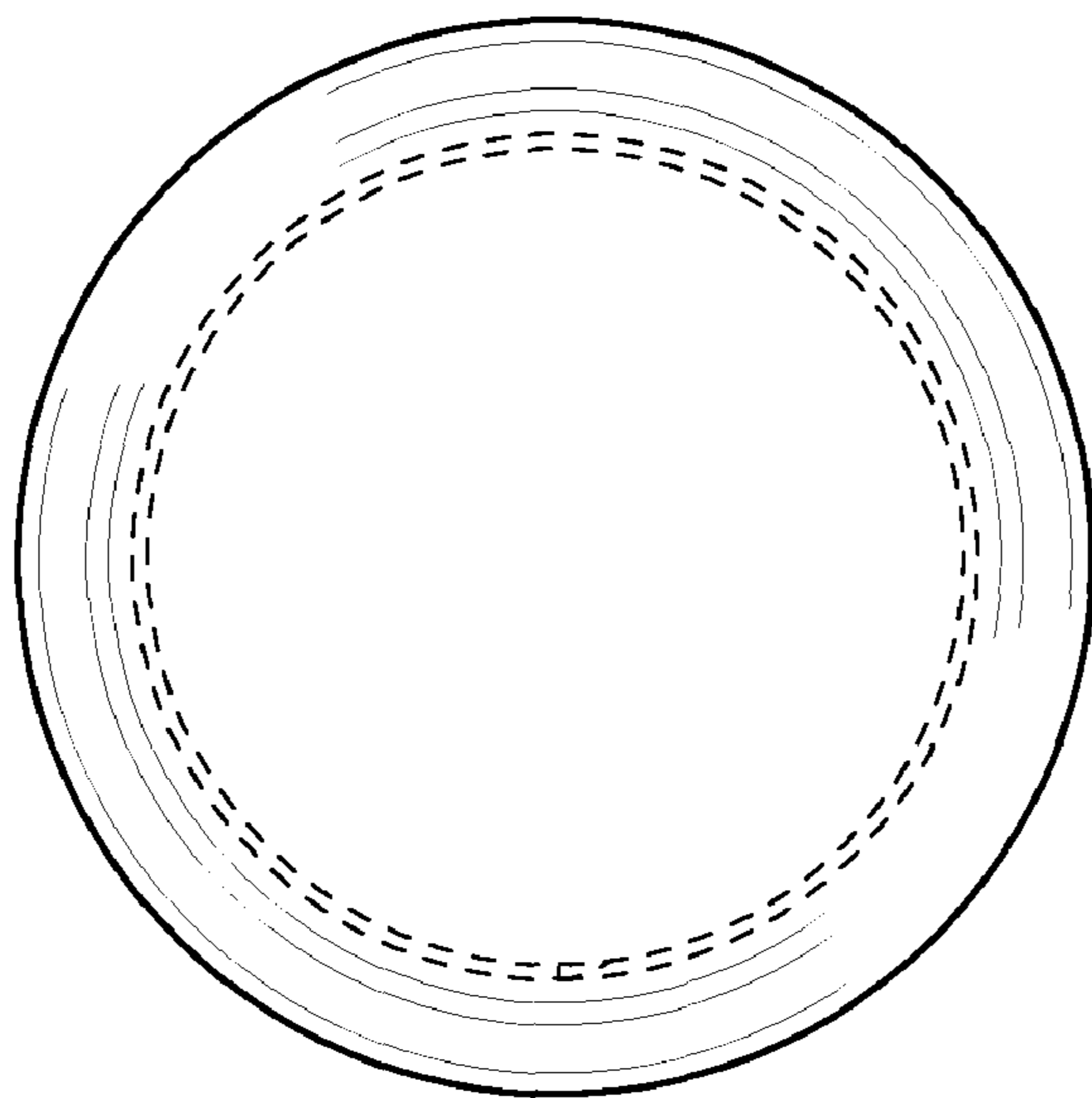


FIG. 6

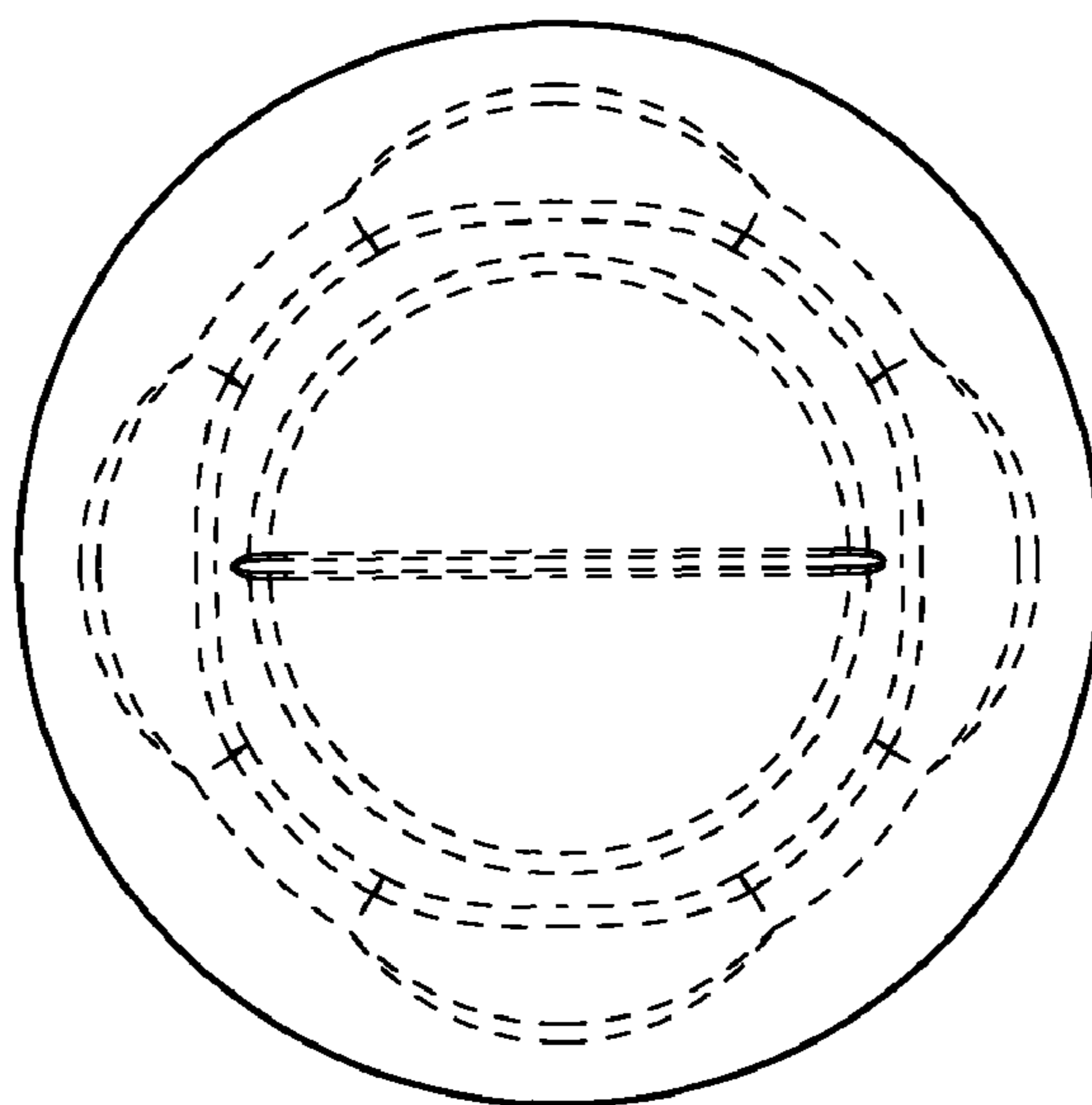


FIG. 7