



US00D635842S

(12) **United States Design Patent**  
**Garcia De Vicuna**

(10) **Patent No.:** **US D635,842 S**

(45) **Date of Patent:** **\*\* Apr. 12, 2011**

(54) **KEYBOARD**

(75) Inventor: **Gregorio Garcia De Vicuna**, Elgoibar (ES)

(73) Assignee: **Ojmar, S.A.**, Elgoibar (Gipuzkoa) (ES)

(\*\*) Term: **14 Years**

(21) Appl. No.: **29/360,175**

(22) Filed: **Apr. 21, 2010**

(51) **LOC (9) Cl.** ..... **08-07**

(52) **U.S. Cl.** ..... **D8/347**

(58) **Field of Classification Search** ..... D8/347,  
D8/348, 343, 349, 499, 330, 331; 14/14,  
14/78, 336, 431, 429, 430, 448, 466, 460  
See application file for complete search history.

(56) **References Cited**

U.S. PATENT DOCUMENTS

D220,557 S *	4/1971	Balgano	.....	D8/347
3,716,091 A *	2/1973	Gaines	.....	206/37.8
4,137,740 A *	2/1979	Eckerdt	.....	70/456 R
4,571,967 A *	2/1986	Jacobsen	.....	70/456 R

5,511,390 A *	4/1996	Mah	.....	63/1.14
5,695,942 A *	12/1997	Farmilo et al.	.....	435/7.1
6,237,756 B1 *	5/2001	Caudle	.....	206/37.2
6,698,854 B1 *	3/2004	Knox et al.	.....	312/307

\* cited by examiner

*Primary Examiner* — Prabhakar Deshmukh

(74) *Attorney, Agent, or Firm* — Lucas & Mercanti, LLP

(57) **CLAIM**

The ornamental design for a keyboard, substantially as shown and described.

**DESCRIPTION**

FIG. 1 is a front perspective view of a keyboard showing my new design;

FIG. 2 is a front elevational view thereof;

FIG. 3 is a left side elevational view thereof;

FIG. 4 is a top plan view thereof;

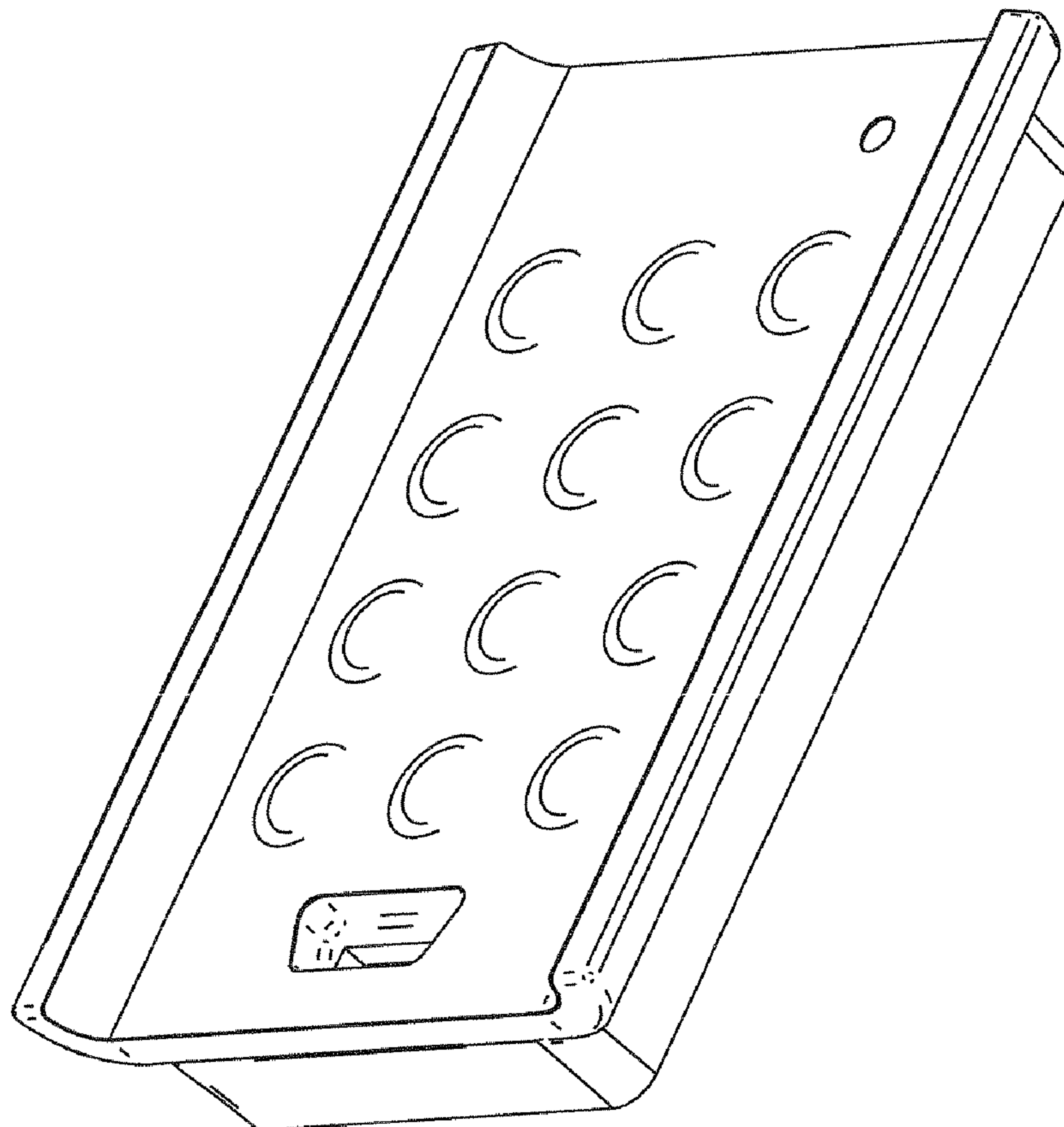
FIG. 5 is a right side elevational view thereof;

FIG. 6 is a bottom plan view thereof; and,

FIG. 7 is a rear elevational view thereof.

The broken lines are for illustrative purposes only and form no part of the claimed design.

**1 Claim, 7 Drawing Sheets**



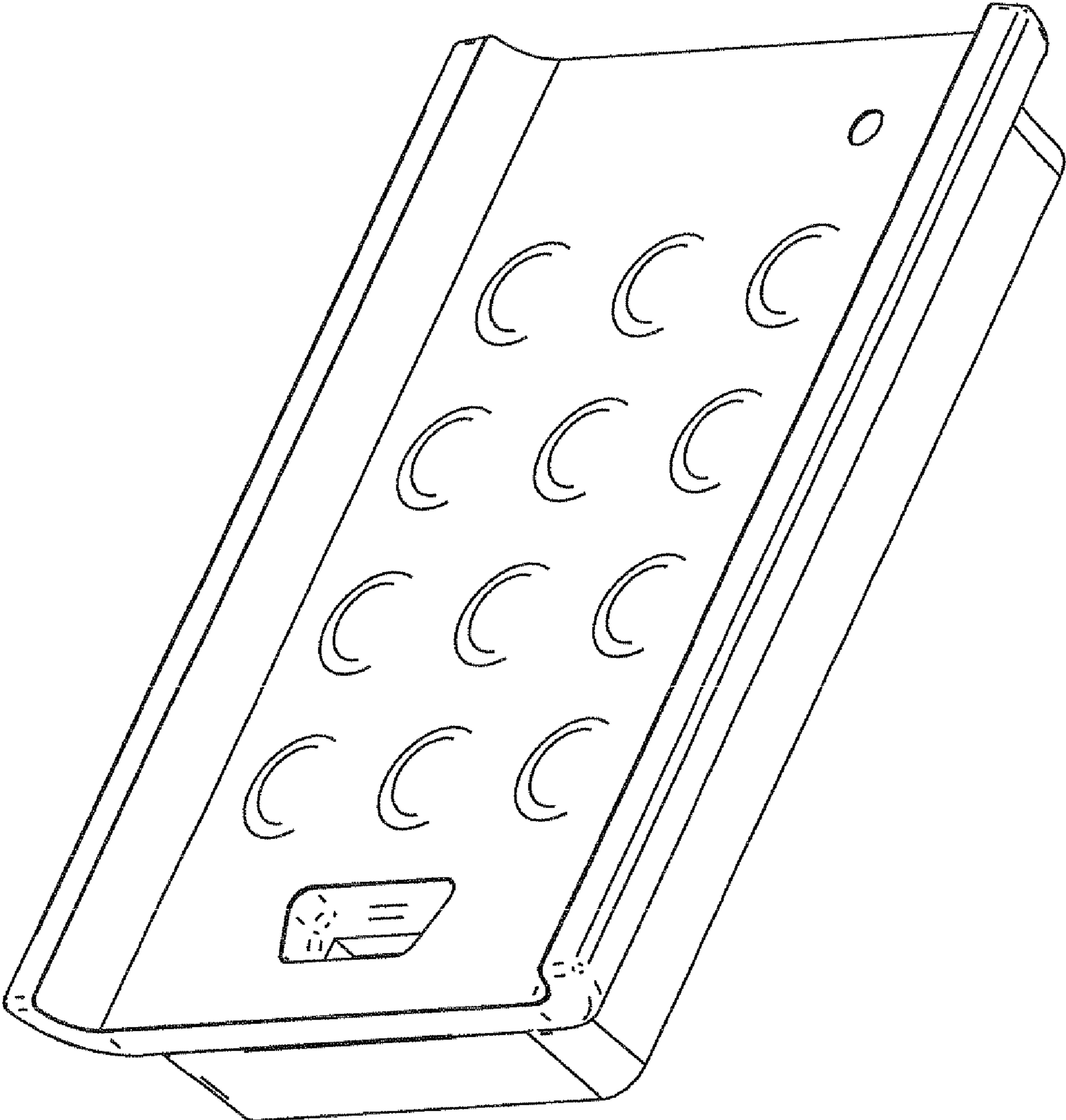


FIG. 1




FIG. 2




FIG. 3




FIG. 4




FIG. 5




FIG. 6

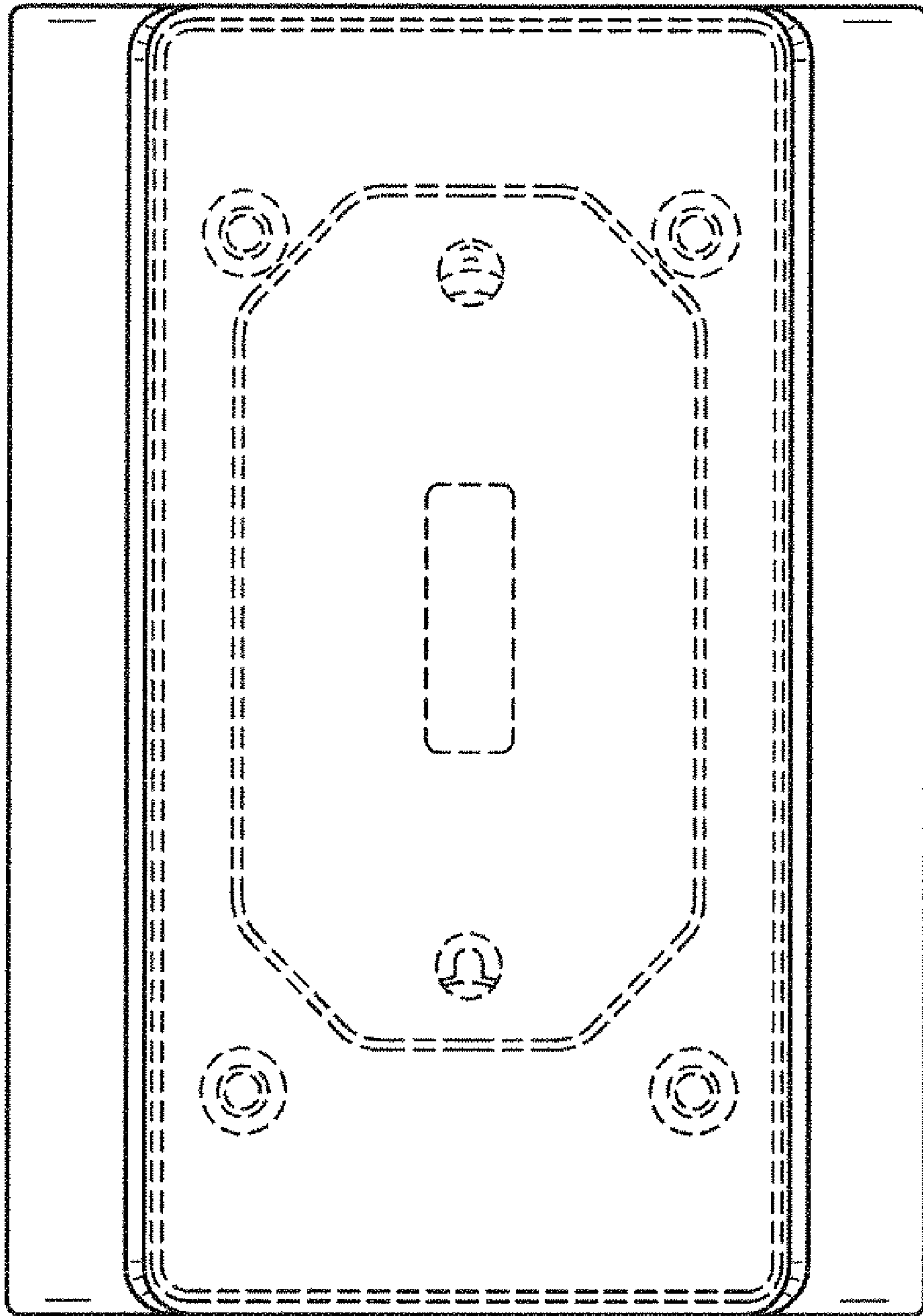


FIG. 7