



US00D635841S

(12) **United States Design Patent**
Lindley

(10) **Patent No.:** **US D635,841 S**

(45) **Date of Patent:** **** Apr. 12, 2011**

(54) **RFID KEY FOB**

(75) Inventor: **Scott E. Lindley**, Redwood City, CA
(US)

(73) Assignee: **Farpointe Data, Inc.**, Sunnyvale, CA
(US)

(**) Term: **14 Years**

(21) Appl. No.: **29/353,853**

(22) Filed: **Jan. 14, 2010**

(51) **LOC (9) Cl.** **08-07**

(52) **U.S. Cl.** **D8/347**

(58) **Field of Classification Search** D8/347,
D8/348; 70/51, 336, 344, 348, 391, 393,
70/402, 408, 430; 307/9.1, 10.1, 10.2; 340/425.5,
340/425.13

See application file for complete search history.

(56) **References Cited**

U.S. PATENT DOCUMENTS

D366,229	S	*	1/1996	Barnett	D3/208
D390,195	S	*	2/1998	Chen	D13/168
D404,284	S	*	1/1999	Sacco et al.	D8/347
D407,007	S	*	3/1999	Sacco et al.	D8/347
D441,185	S	*	5/2001	Shimizu et al.	D3/207

D441,524	S	*	5/2001	Shimizu et al.	D3/207
D461,847	S	*	8/2002	Phelps et al.	D20/17
D514,527	S	*	2/2006	DiPasquale	D13/168
D557,111	S	*	12/2007	Ydremark et al.	D8/347
7,536,721	B2	*	5/2009	Stevens et al.	726/17
D598,399	S	*	8/2009	Mayo et al.	D13/171
2006/0157570	A1	*	7/2006	Day	235/487

OTHER PUBLICATIONS

HID Global Corporation, "Indala FlexKey Keytag", 2007.

* cited by examiner

Primary Examiner — Prabhakar Deshmukh

(74) *Attorney, Agent, or Firm* — Nixon Peabody LLP

(57) **CLAIM**

The ornamental design for an RFID key fob, as shown and described.

DESCRIPTION

FIG. 1 is a perspective view of an RFID key fob showing my new design;

FIG. 2 is a top plan view thereof

FIG. 3 is a bottom plan view thereof;

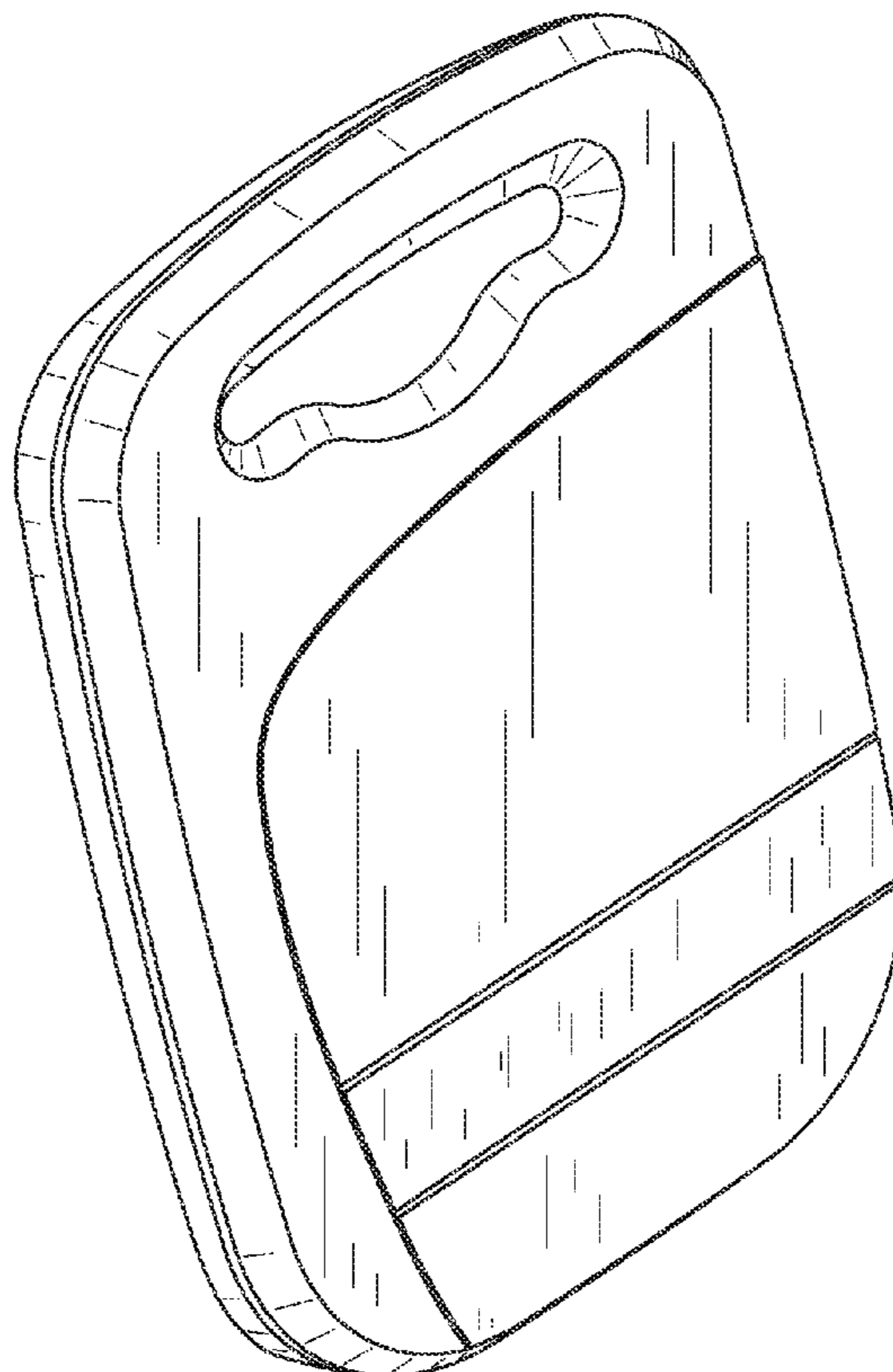
FIG. 4 is a left side view thereof;

FIG. 5 is a right side view thereof;

FIG. 6 is a front elevational view thereof; and,

FIG. 7 is a rear elevational view thereof.

1 Claim, 3 Drawing Sheets



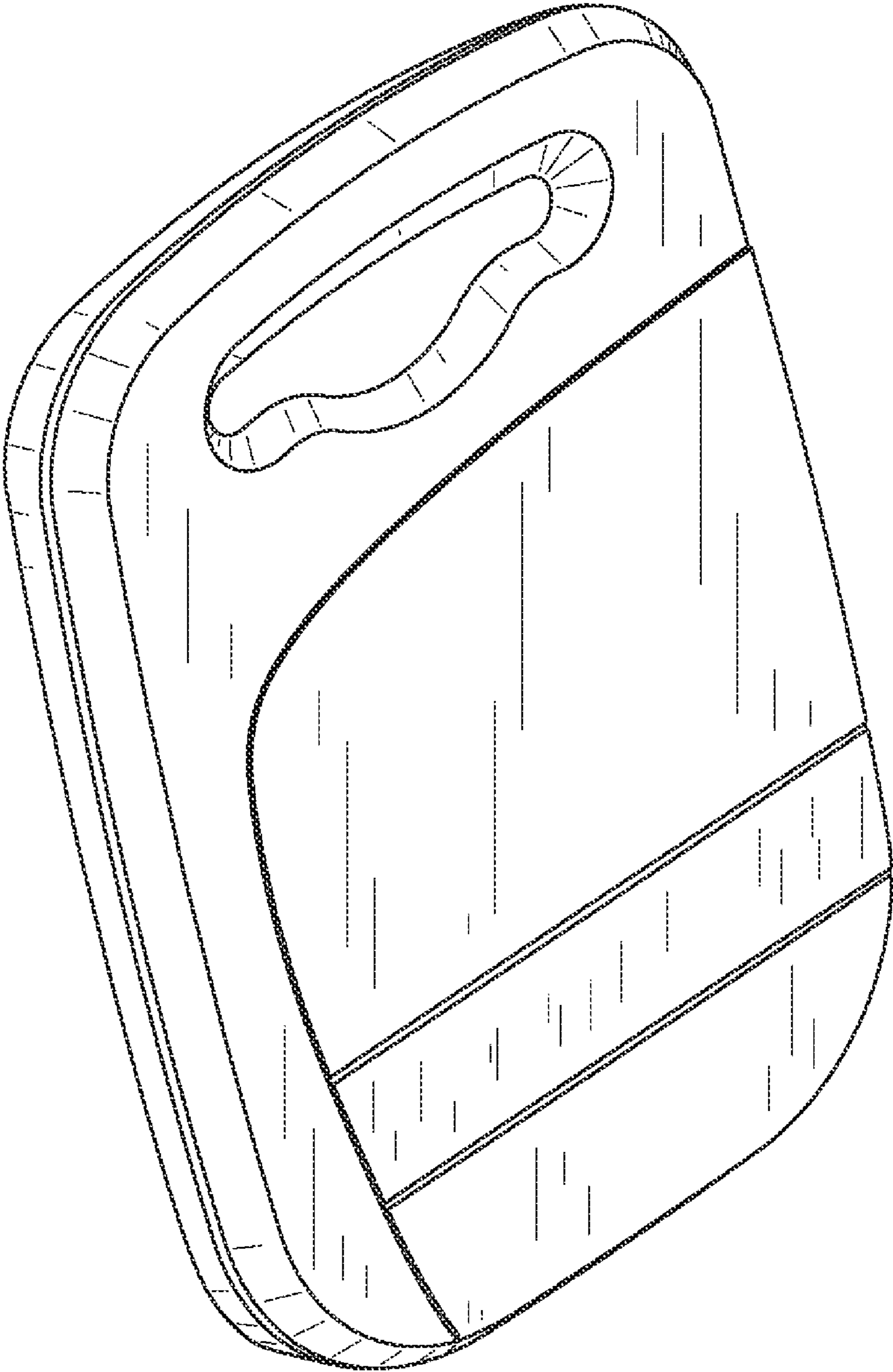


FIG. 1

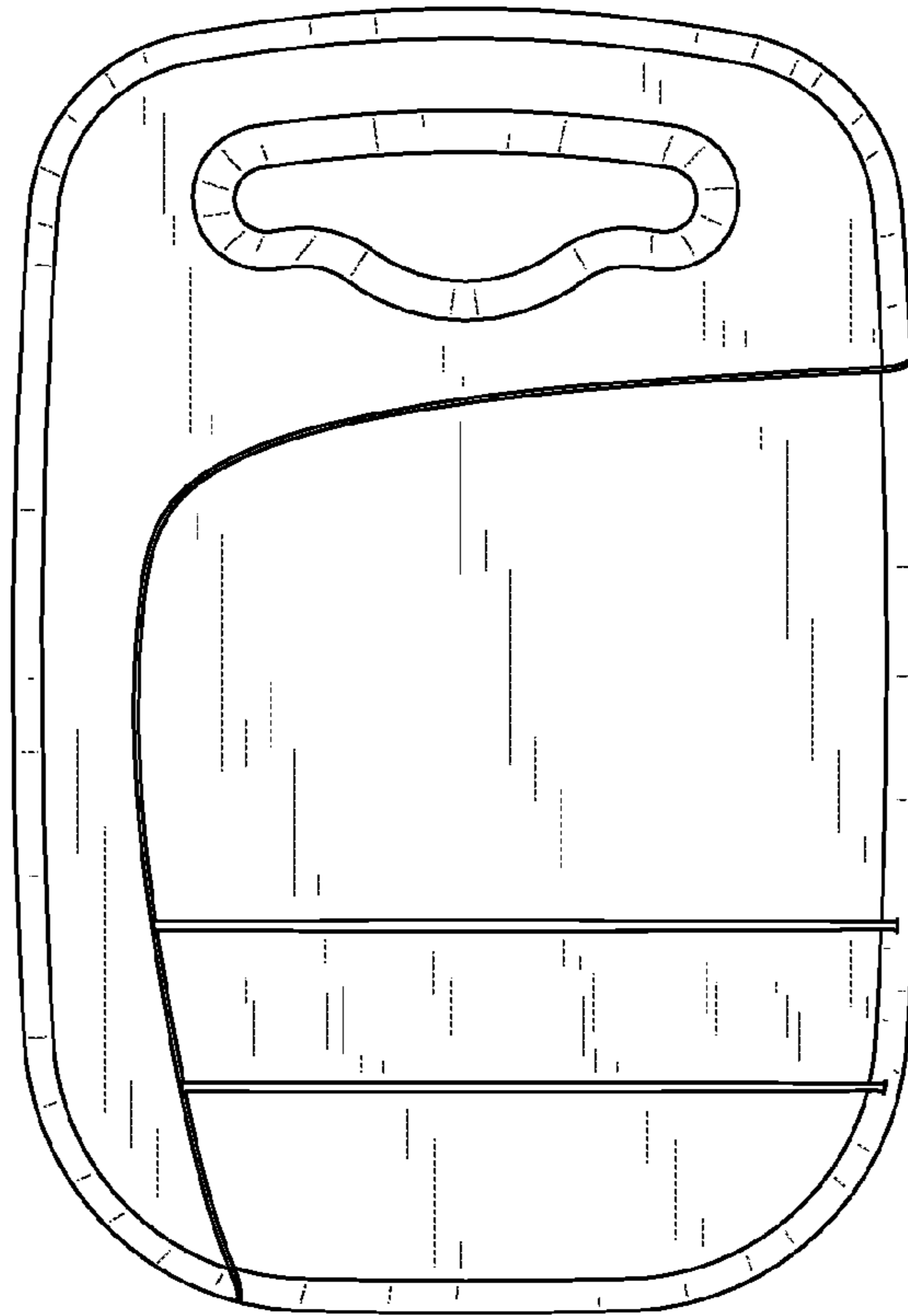


FIG. 2

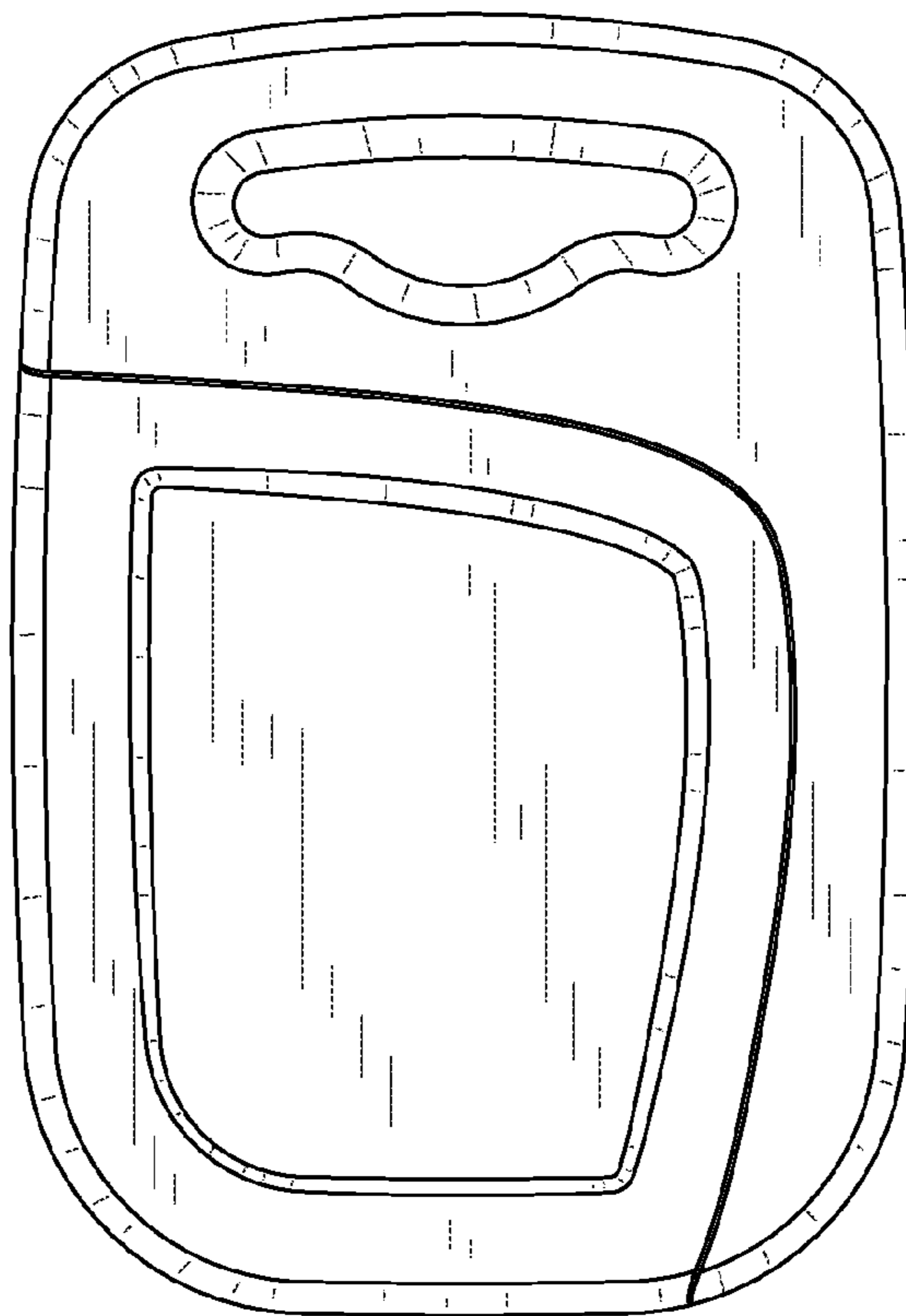


FIG. 3

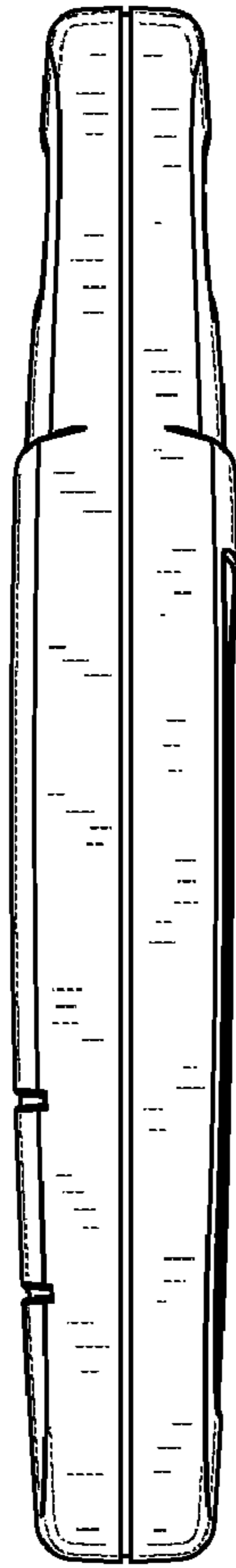


FIG. 4

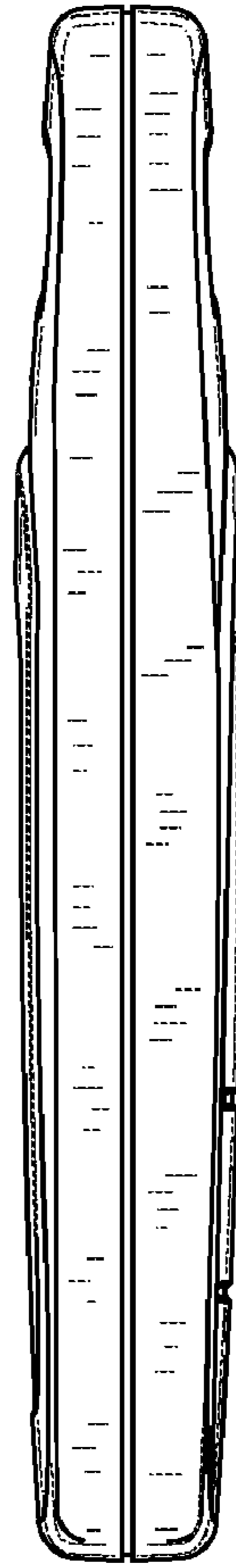


FIG. 5

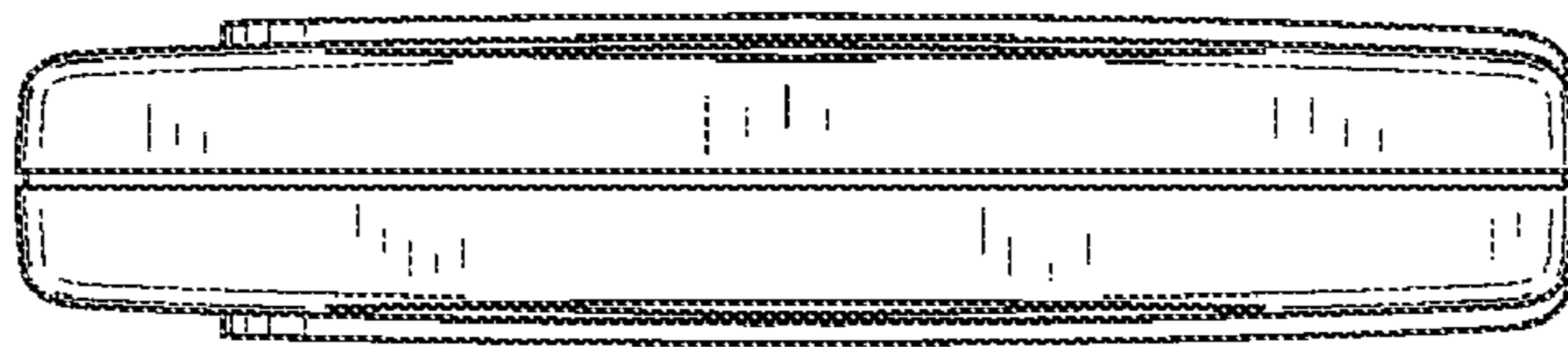


FIG. 6

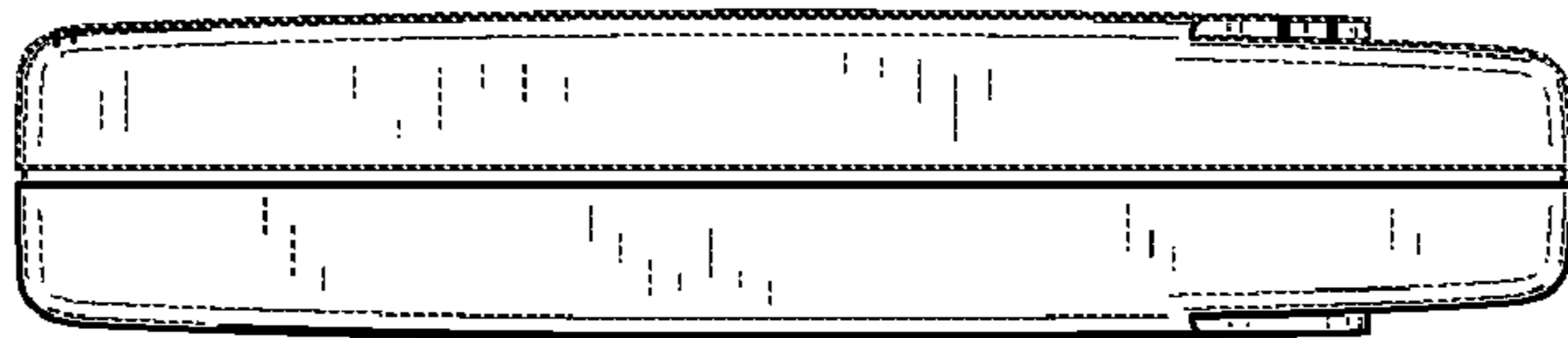


FIG. 7