



US00D635833S

(12) **United States Design Patent**
Hogeback

(10) **Patent No.:** **US D635,833 S**

(45) **Date of Patent:** **** Apr. 12, 2011**

(54) **WINE RACK**

(76) Inventor: **Darryl Hogeback**, Denver, CO (US)

(**) Term: **14 Years**

(21) Appl. No.: **29/362,154**

(22) Filed: **May 20, 2010**

Related U.S. Application Data

(63) Continuation of application No. 12/498,178, filed on Jul. 6, 2009.

(51) **LOC (9) Cl.** **06-04**

(52) **U.S. Cl.** **D7/701**

(58) **Field of Classification Search** D7/701-708;
211/74, 75, 13.1, 71, 71.01, 87.01, 64, 187,
211/189, 151; 248/311.2; D6/553, 570,
D6/466-469, 630; 206/139

See application file for complete search history.

(56) **References Cited**

U.S. PATENT DOCUMENTS

3,606,023 A * 9/1971 Edmunds 11/74
D232,340 S * 8/1974 Lax D7/708

3,870,155 A * 3/1975 Galloway 211/74
D252,122 S * 6/1979 Searcy D7/702
D273,450 S * 4/1984 Williams D7/707
5,169,009 A * 12/1992 Bomze 211/74
6,095,347 A * 8/2000 Mauro-Vetter 211/151
6,257,427 B1 * 7/2001 Schneid 211/189

* cited by examiner

Primary Examiner — Terry A Wallace

(74) *Attorney, Agent, or Firm* — Marsh, Fischmann & Breyfogle LLP

(57) **CLAIM**

The ornamental design for the wine rack, as shown and described.

DESCRIPTION

FIG. 1 is a top perspective view of the wine rack showing my new design;

FIG. 2 is top view of the wine rack;

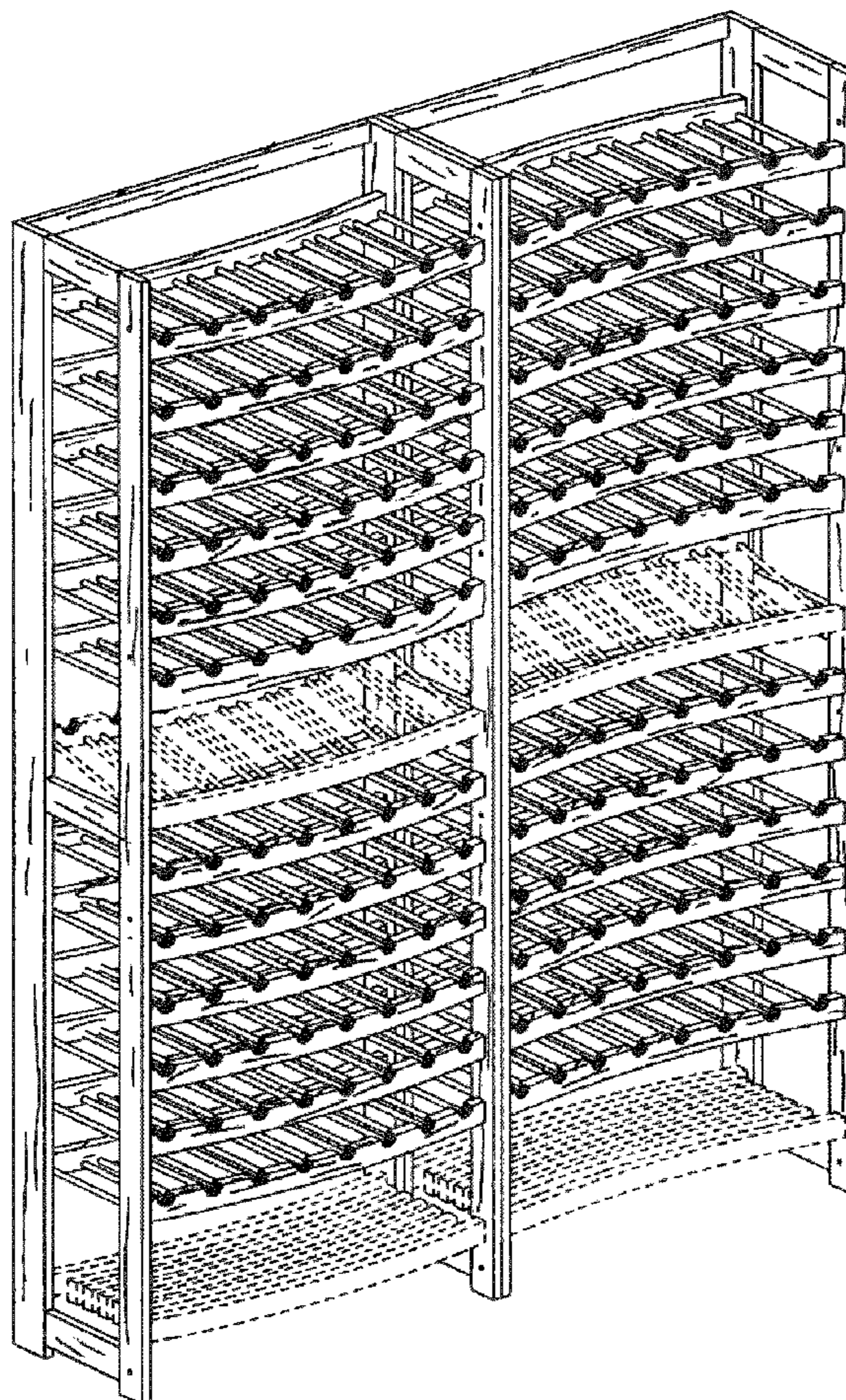
FIG. 3 is a front view of the wine rack;

FIG. 4 is a left side view of the wine rack; and,

FIG. 5, is a right side view of the wine rack.

The broken lines are for illustrative purposes only and form no part of the claimed design.

1 Claim, 4 Drawing Sheets



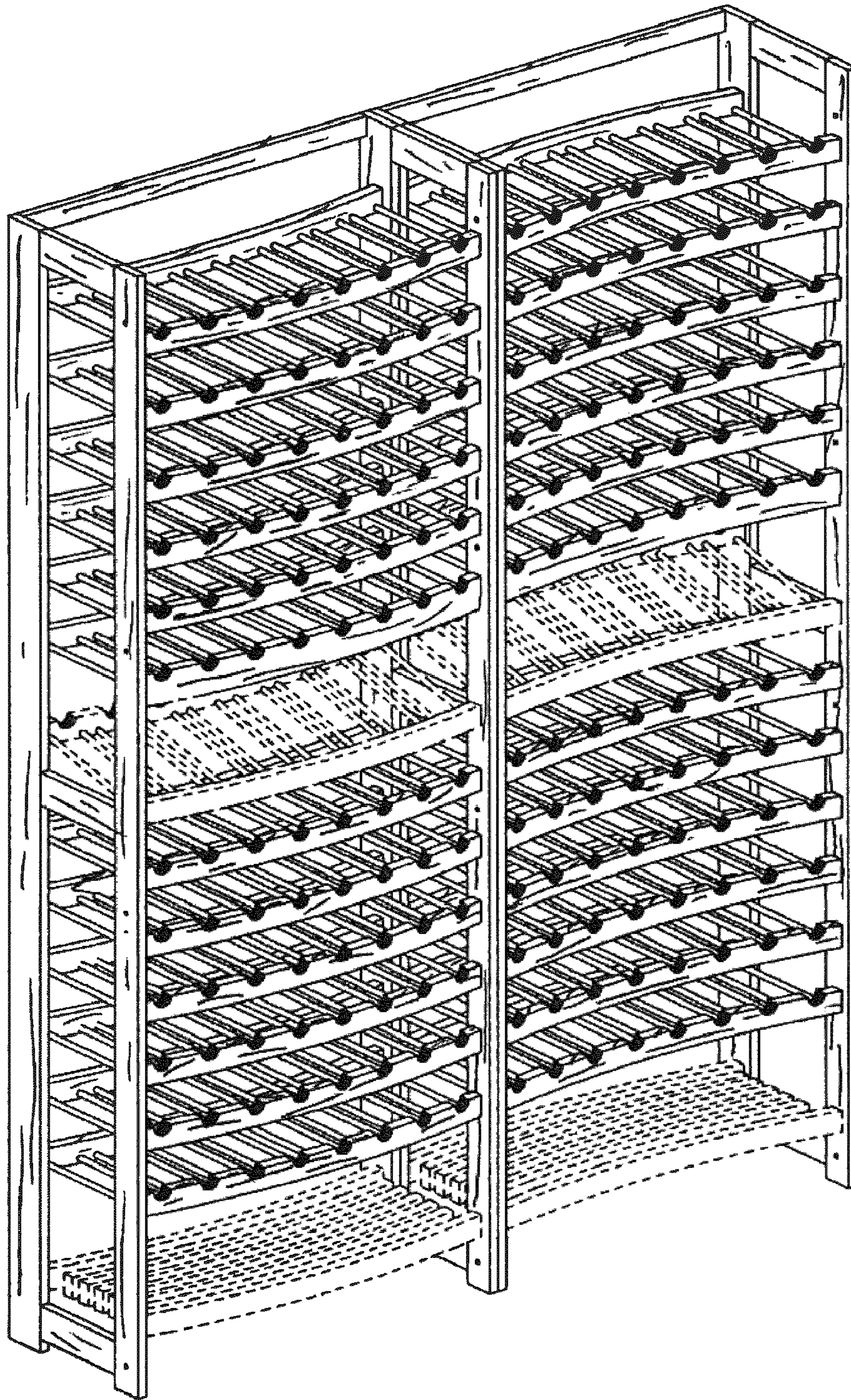


FIG. 1




FIG. 2

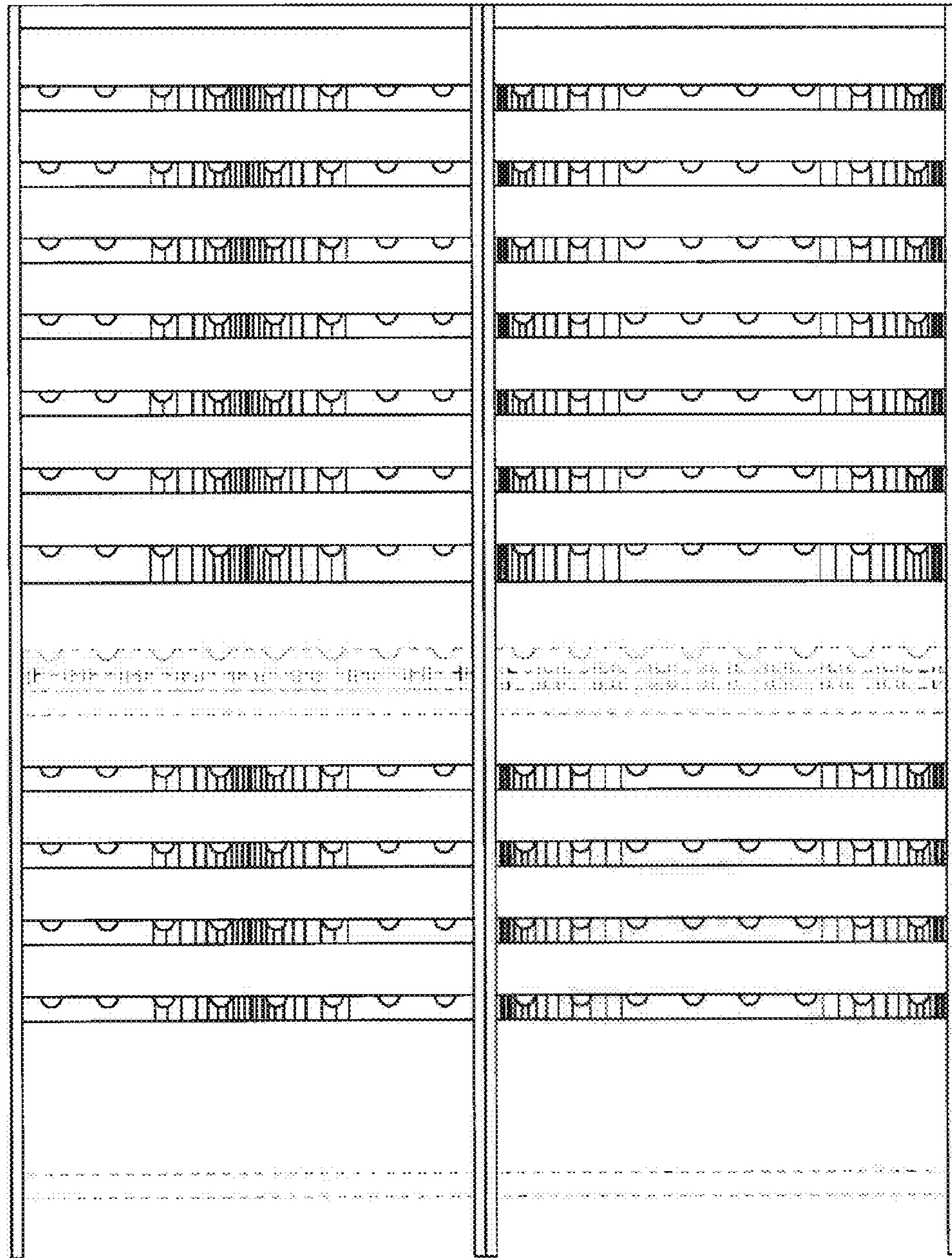


FIG. 3

FIG. 4

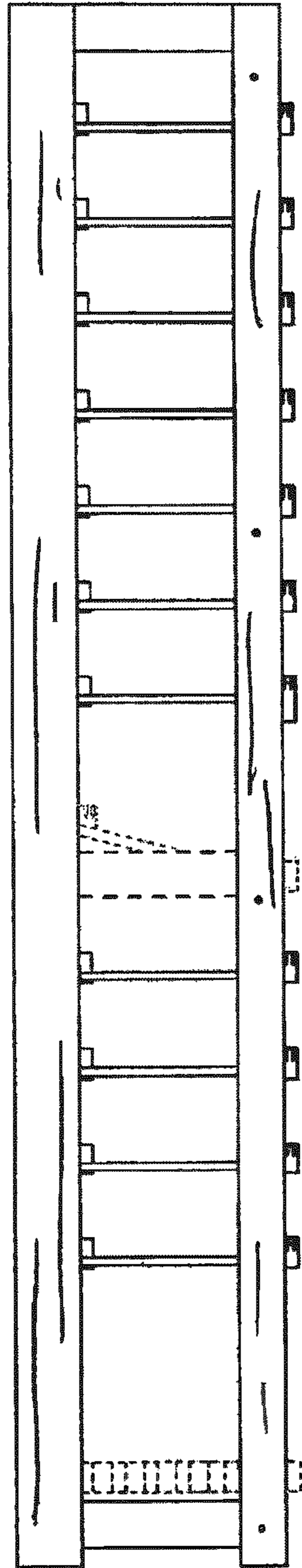


FIG. 5

