



US00D635829S

(12) **United States Design Patent**
Morrish et al.

(10) **Patent No.:** **US D635,829 S**

(45) **Date of Patent:** **** Apr. 12, 2011**

(54) **COASTER**

(76) Inventors: **John Morrish**, Powys (GB); **Mark Morrish**, Powys (GB)

(**) Term: **14 Years**

(21) Appl. No.: **29/360,269**

(22) Filed: **Apr. 22, 2010**

(51) **LOC (9) Cl.** **07-06**

(52) **U.S. Cl.** **D7/624.1; D7/388**

(58) **Field of Classification Search** D7/619.1-625,
D7/388, 698; 211/60.1, 41.1, 41.2, 41.7;
248/311.2, 346.11, 346.01; 215/394
See application file for complete search history.

(56) **References Cited**

U.S. PATENT DOCUMENTS

D260,070 S * 8/1981 Haverland et al. D7/388
D292,357 S * 10/1987 Narain D7/388

D336,205 S * 6/1993 Cooper D7/624.1
D418,375 S * 1/2000 Goodman et al. D7/624.1
D418,721 S * 1/2000 Goodman et al. D7/624.1

* cited by examiner

Primary Examiner — Terry A Wallace

(74) *Attorney, Agent, or Firm* — Gifford, Krass, Sprinkle,
Anderson & Citkowski, P.C.

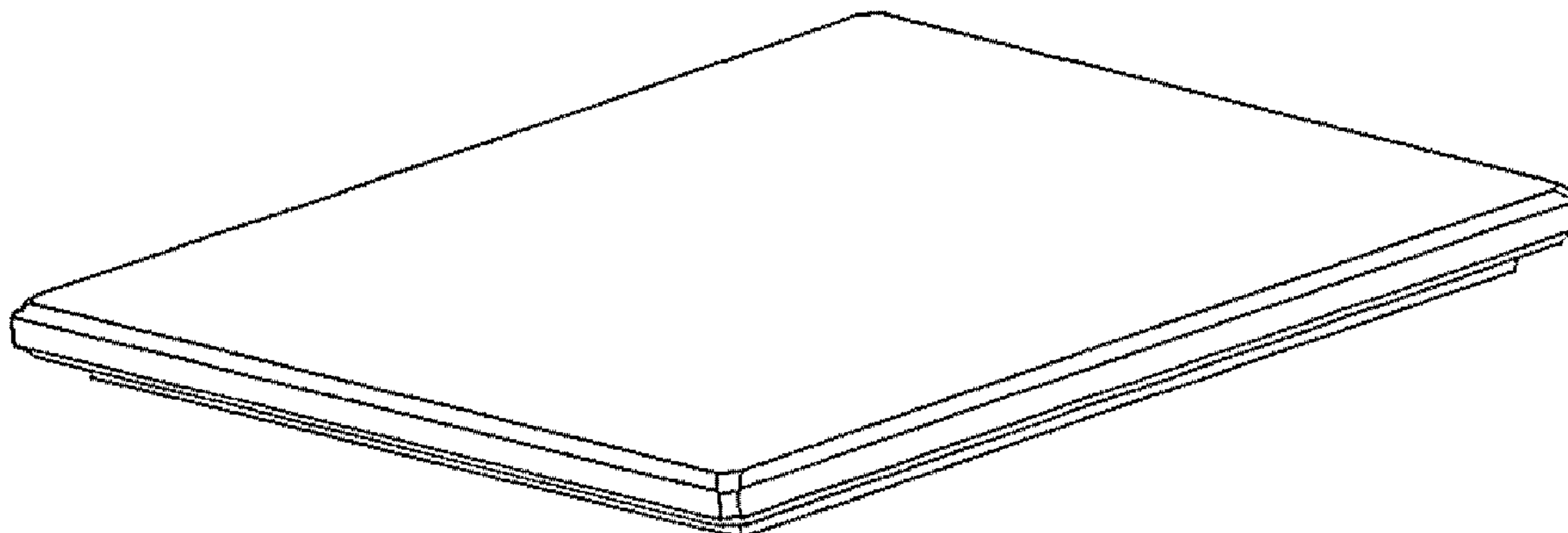
(57) **CLAIM**

I claim the ornamental design for a coaster, as shown and described.

DESCRIPTION

FIG. 1 is perspective view of a coaster according to the design, showing the top, an end, and a side of the design, the other side being shaped identical to the displayed side; FIG. 2 is a planar end view of the design, the opposite end having the identical appearance; and, FIG. 3 is a top view of the design.

1 Claim, 1 Drawing Sheet



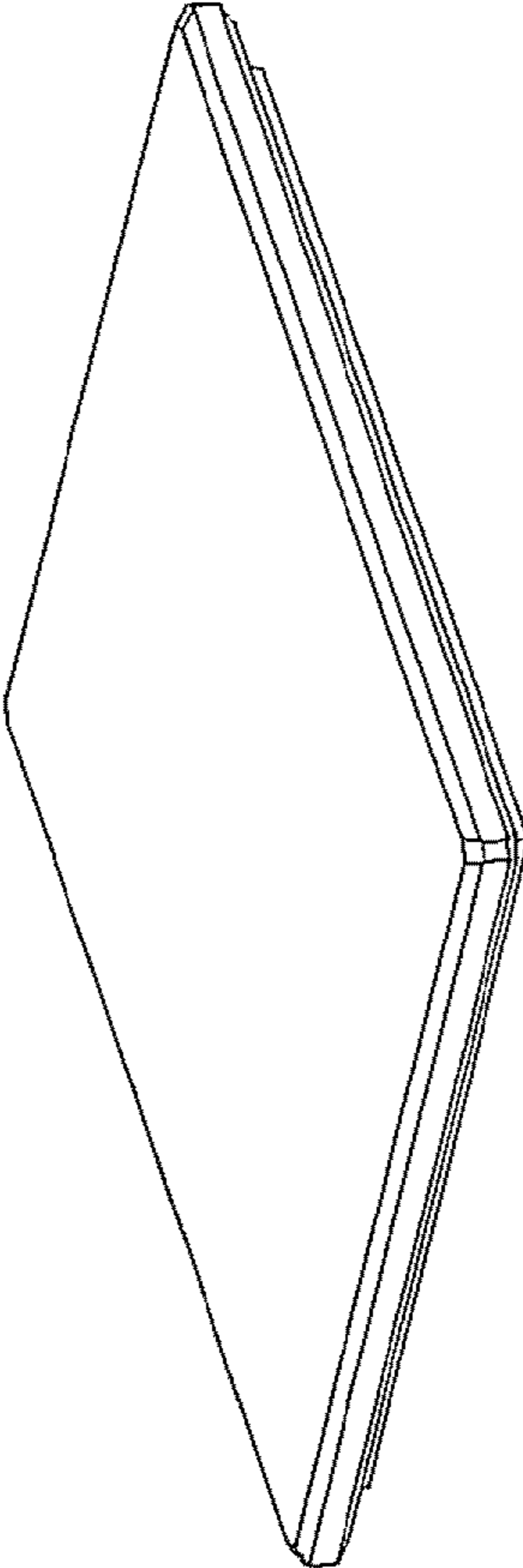


FIG. 1



FIG. 2




FIG. 3