

US00D635828S

(12) **United States Design Patent**
Pruchnicki

(10) **Patent No.:** **US D635,828 S**

(45) **Date of Patent:** **** Apr. 12, 2011**

(54) **INSULATED BAG WITH LIFTING APPARATUS**

(75) Inventor: **Renia Pruchnicki**, Toronto (CA)

(73) Assignee: **California Innovations, Inc.** (CA)

(**) Term: **14 Years**

(21) Appl. No.: **29/376,798**

(22) Filed: **Oct. 12, 2010**

6,345,912	B1 *	2/2002	Ho	383/20
6,357,497	B1 *	3/2002	Frase	383/40
6,390,345	B1 *	5/2002	Brown et al.	190/110
2004/0136621	A1 *	7/2004	Mogil	383/110

* cited by examiner

Primary Examiner — Terry A Wallace

(74) *Attorney, Agent, or Firm* — Ostrolenk Faber LLP

(57) **CLAIM**

I claim the ornamental design for an insulated bag with lifting apparatus, as shown and described.

DESCRIPTION

Related U.S. Application Data

(62) Division of application No. 29/344,825, filed on Oct. 5, 2009, now Pat. No. Des. 627,199, which is a division of application No. 11/440,776, filed on May 25, 2006, now Pat. No. 7,597,478.

(51) **LOC (9) Cl.** **07-01**

(52) **U.S. Cl.** **D7/607**

(58) **Field of Classification Search** D7/607,
D7/709, 710; D3/273, 274, 276, 289, 299,
D3/301; 383/40, 99, 110, 66, 81, 6, 2, 4,
383/16, 106, 119, 121.1; 206/545; 190/107;
224/578, 579

See application file for complete search history.

(56) **References Cited**

U.S. PATENT DOCUMENTS

3,428,103	A *	2/1969	Walsh	383/97
4,578,814	A *	3/1986	Skamsner	383/99
5,892,202	A *	4/1999	Baldwin et al.	219/387
6,298,993	B1 *	10/2001	Kalozdi	383/40

FIG. 1 is a perspective view of an insulated bag with lifting apparatus showing my new design, the handles thereof loosely in a first position;

FIG. 2 is a perspective view of the insulated bag with lifting apparatus of FIG. 1 in a standing position, with a handle thereof in a second position;

FIG. 3 shows a first side view of the insulated bag of FIG. 1; FIG. 4 shows an opposite side view of the insulated bag of FIG. 1;

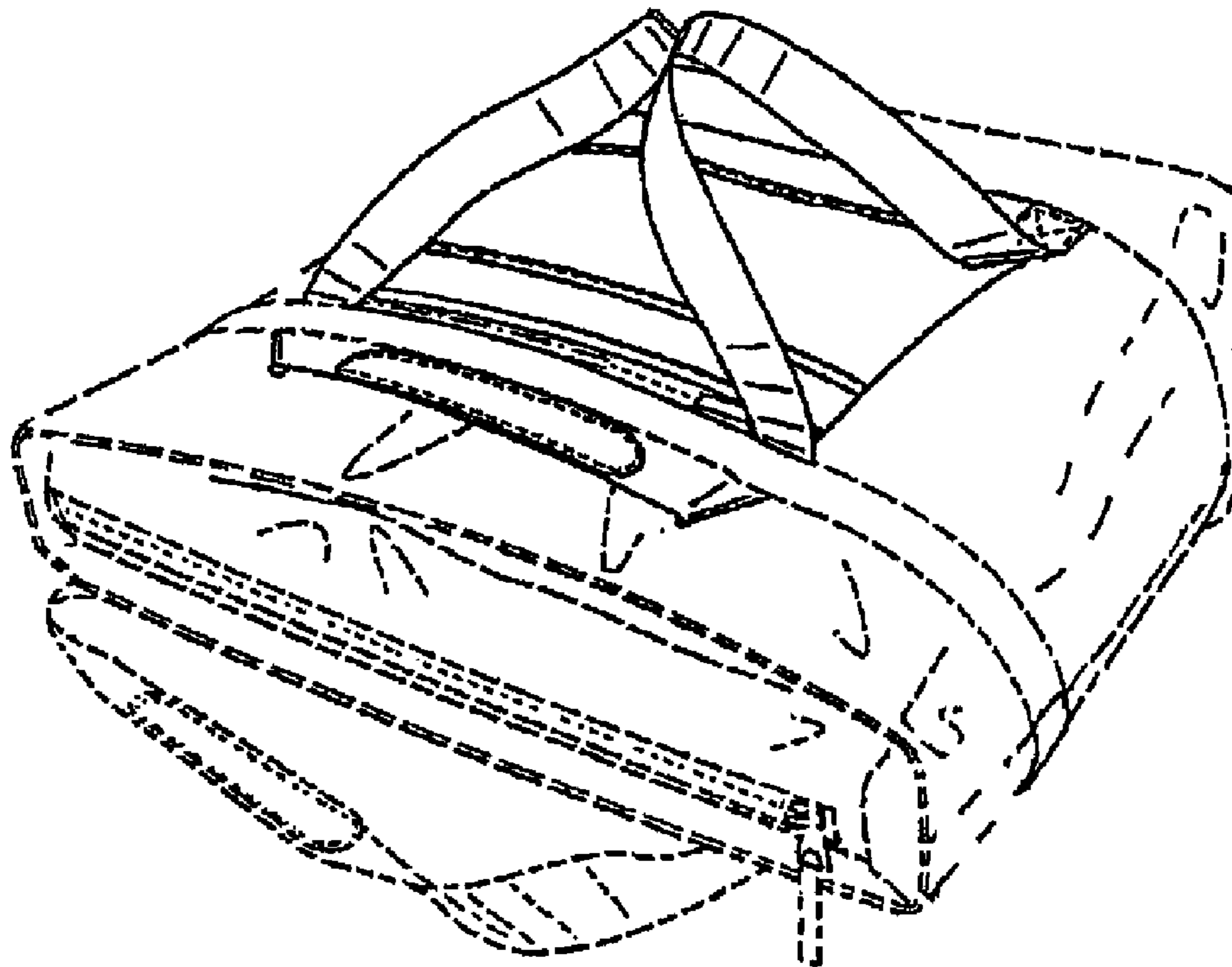
FIG. 5 shows a predominantly horizontal lifting position of the insulated bag of FIGS. 1; and,

FIG. 6 shows a predominantly up and down position of the bag of FIG. 1.

The Applicant disclaims all parts of the article not shown in the drawings as forming no part of the claimed design. The broken lines in the drawings form no part of the design to be patented in respect of the embodiment shown in the drawing Figure in which the broken lines appear.

The small dashed lines are representative of stitching.

1 Claim, 3 Drawing Sheets



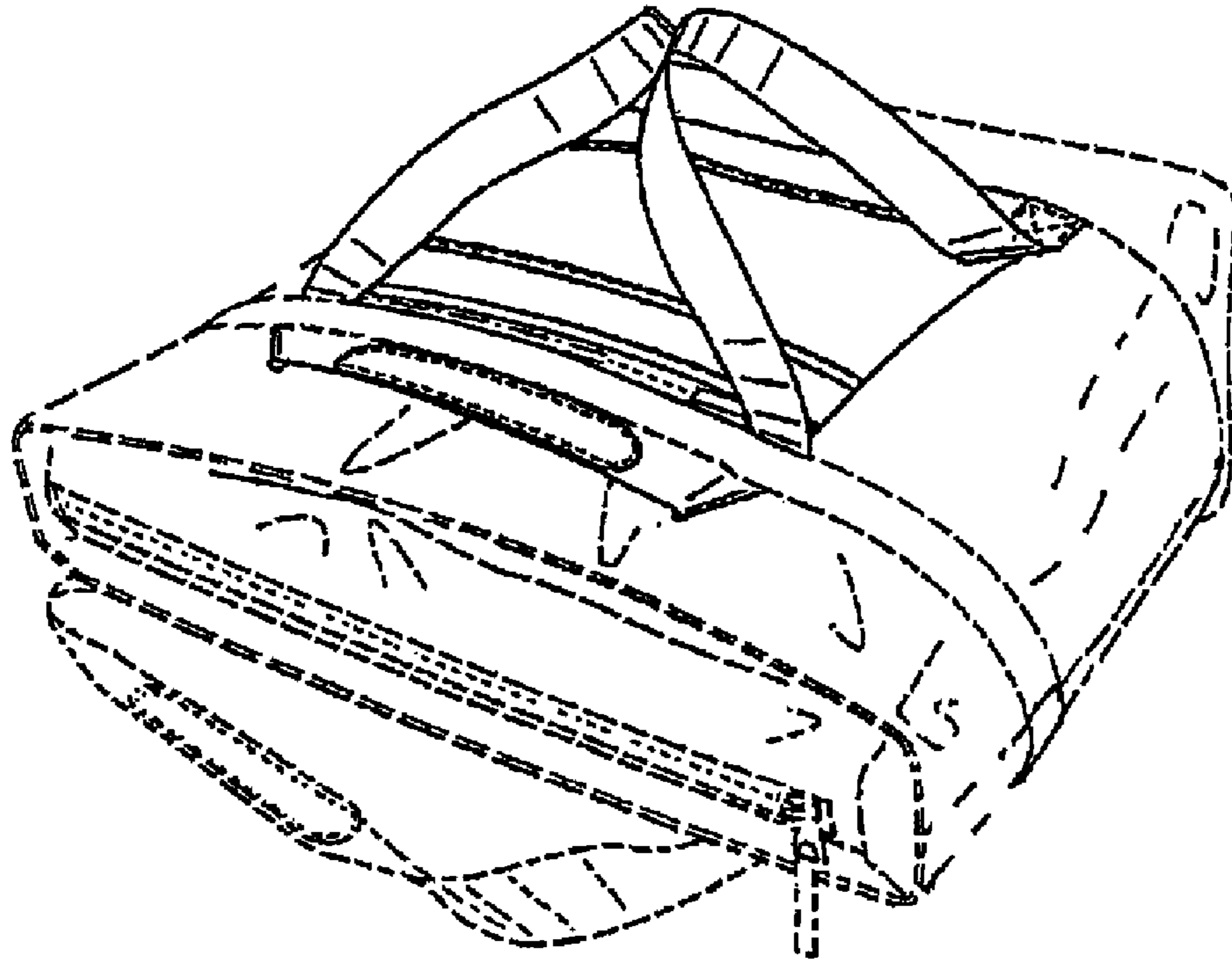


FIG. 1

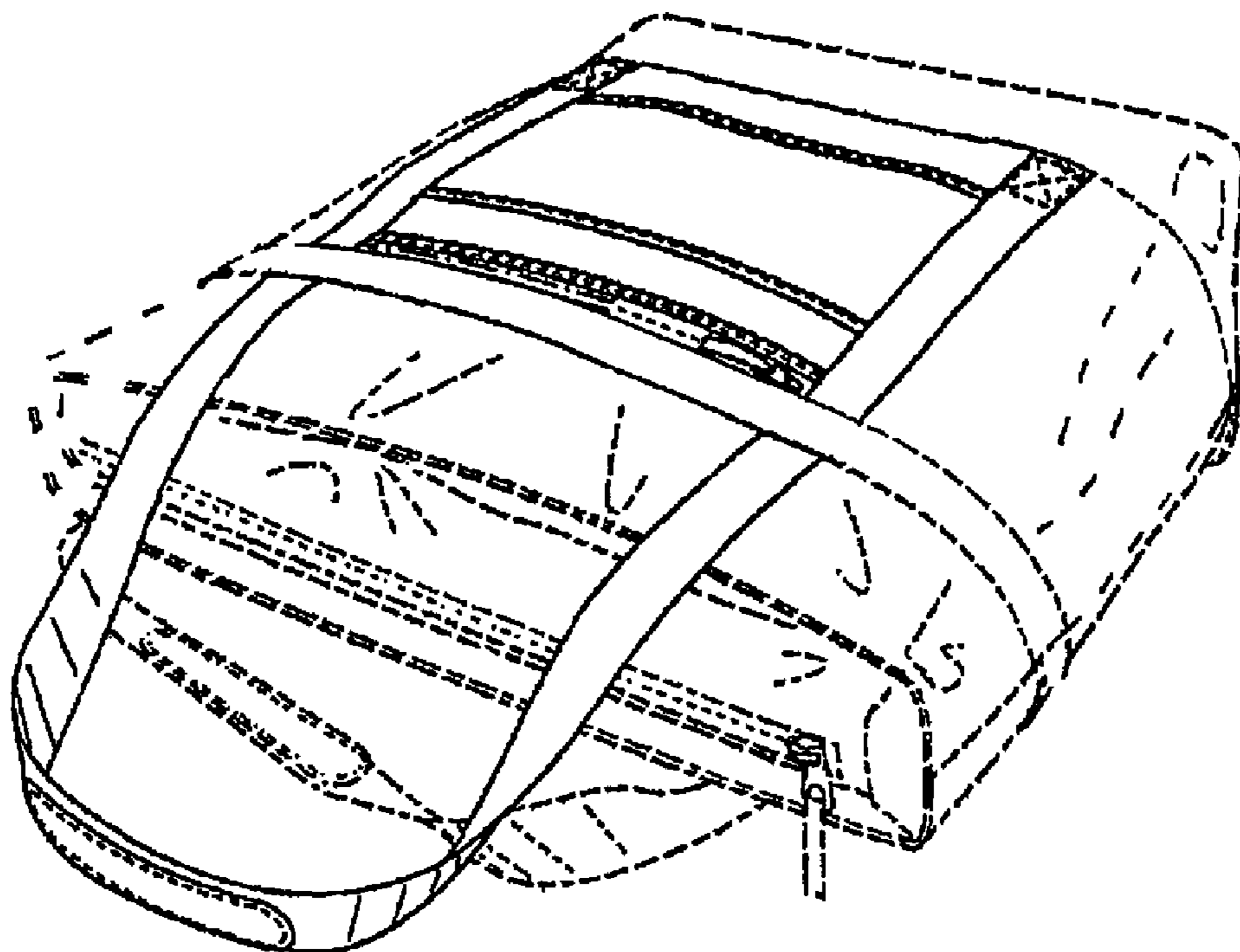


FIG. 2

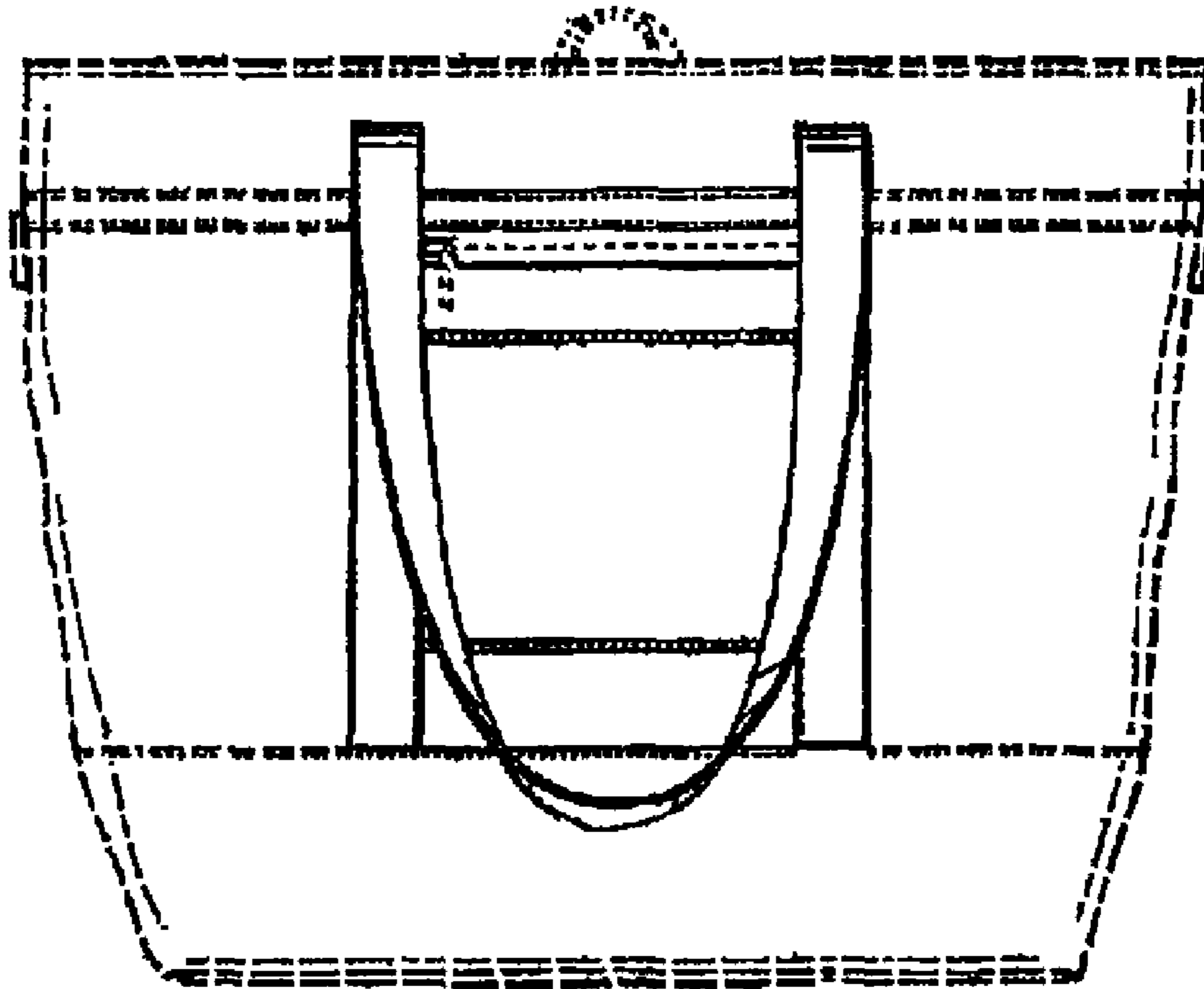


FIG. 3

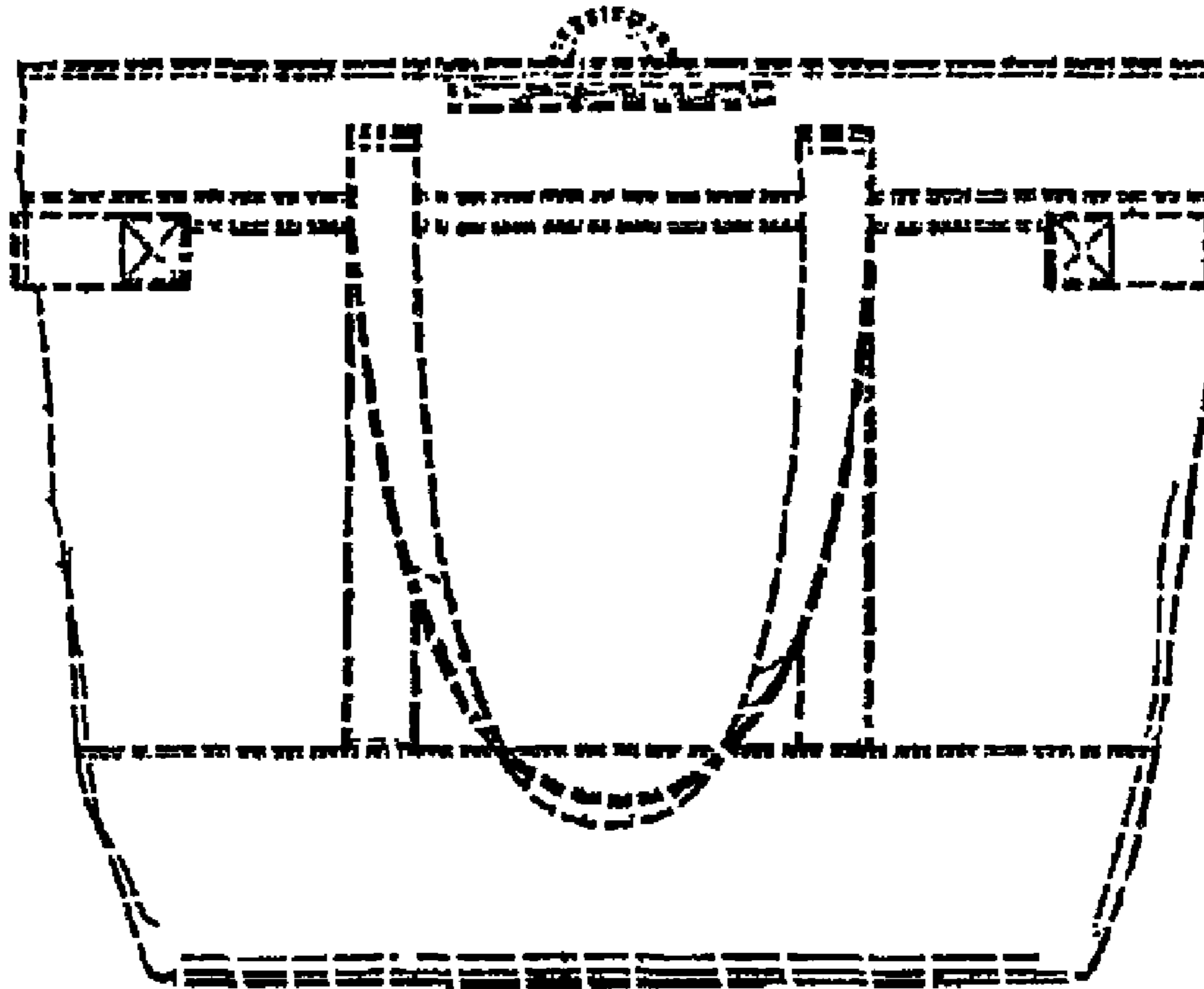


FIG. 4

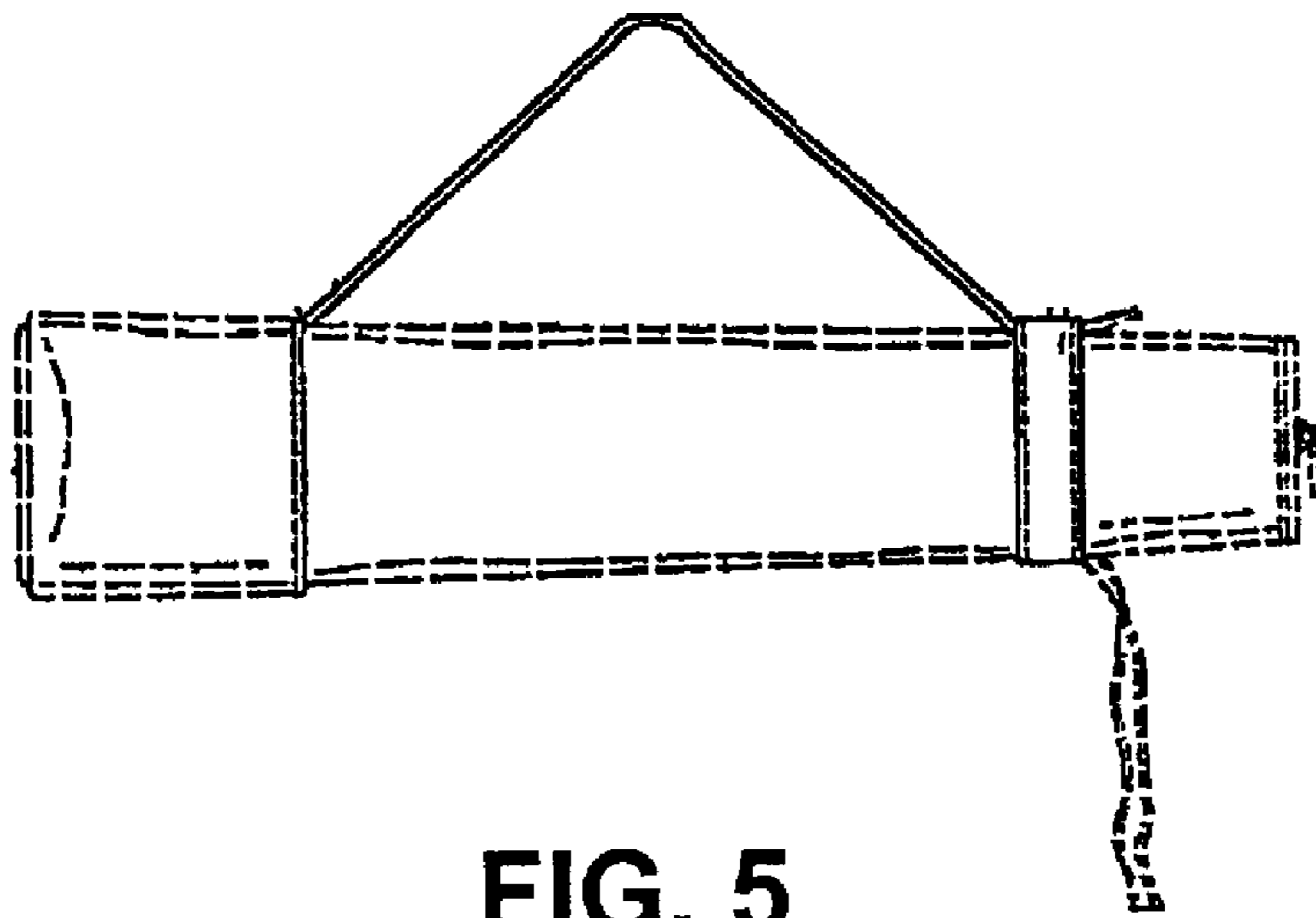


FIG. 5




FIG. 6