



US00D635798S

(12) **United States Design Patent**  
**Perc**

(10) **Patent No.:** **US D635,798 S**

(45) **Date of Patent:** **\*\* Apr. 12, 2011**

(54) **DISPLAY UNIT**

(75) Inventor: **Senka Perc**, Geneva (CH)

(73) Assignee: **Swatch AG (Swatch SA) (Swatch Ltd.)**,  
Biel/Bienne (CH)

(\*\*) Term: **14 Years**

(21) Appl. No.: **29/379,465**

(22) Filed: **Nov. 19, 2010**

D428,754 S *	8/2000	Marquez, Jr. ....	D6/630
D433,264 S *	11/2000	Lindeqvist et al. ....	D6/631
D433,844 S *	11/2000	Hutton .....	D6/445
D434,924 S *	12/2000	Jermain .....	D6/445
D439,762 S *	4/2001	Harwanko .....	D6/436
D446,407 S *	8/2001	Melillo .....	D6/445
D449,182 S *	10/2001	Petti .....	D6/461
D523,261 S *	6/2006	Ferrer Beltrán .....	D6/470
D559,013 S *	1/2008	McLaughlin et al. ....	D6/479
D588,376 S *	3/2009	Simone .....	D6/441
D592,422 S *	5/2009	Rheault .....	D6/436
D609,937 S *	2/2010	Ricereto .....	D6/432
D613,973 S *	4/2010	Holcomb .....	D6/494
D616,218 S *	5/2010	Perc .....	D6/441
D622,519 S *	8/2010	Ricereto .....	D6/432

\* cited by examiner

**Related U.S. Application Data**

(62) Division of application No. 29/341,856, filed on Aug. 13, 2009.

*Primary Examiner* — Elizabeth A Albert

*Assistant Examiner* — Kelley A Donnelly

(30) **Foreign Application Priority Data**

Feb. 13, 2009 (WO) ..... DM/071 327

(74) *Attorney, Agent, or Firm* — Collen IP; Donald J. Ranft

(51) **LOC (9) Cl.** ..... **06-06**

(57) **CLAIM**

The ornamental design for a display unit, as shown.

(52) **U.S. Cl.** ..... **D6/432**

**DESCRIPTION**

(58) **Field of Classification Search** ..... D6/432,  
D6/436, 439, 445–446, 448, 559–561; 312/107,  
312/114, 198–199, 204  
See application file for complete search history.


FIG. 1 is front view of my new, original and ornamental design for a display unit;  
FIG. 2 is a left side view thereof;  
FIG. 3 is a rear view thereof;  
FIG. 4 is a right side view thereof;  
FIG. 5 is a top view thereof;  
FIG. 6 is a bottom view thereof;  
FIG. 7 is a front left perspective view thereof; and,  
FIG. 8 is a rear right perspective view thereof.

(56) **References Cited**

**U.S. PATENT DOCUMENTS**

D403,180 S *	12/1998	Gelman .....	D6/478
D416,708 S *	11/1999	Walker .....	D6/429
D420,532 S *	2/2000	Avery .....	D6/468
D428,738 S *	8/2000	Brozak, Jr. ....	D6/473

**1 Claim, 3 Drawing Sheets**






FIG. 1




FIG. 2




FIG. 3




FIG. 4

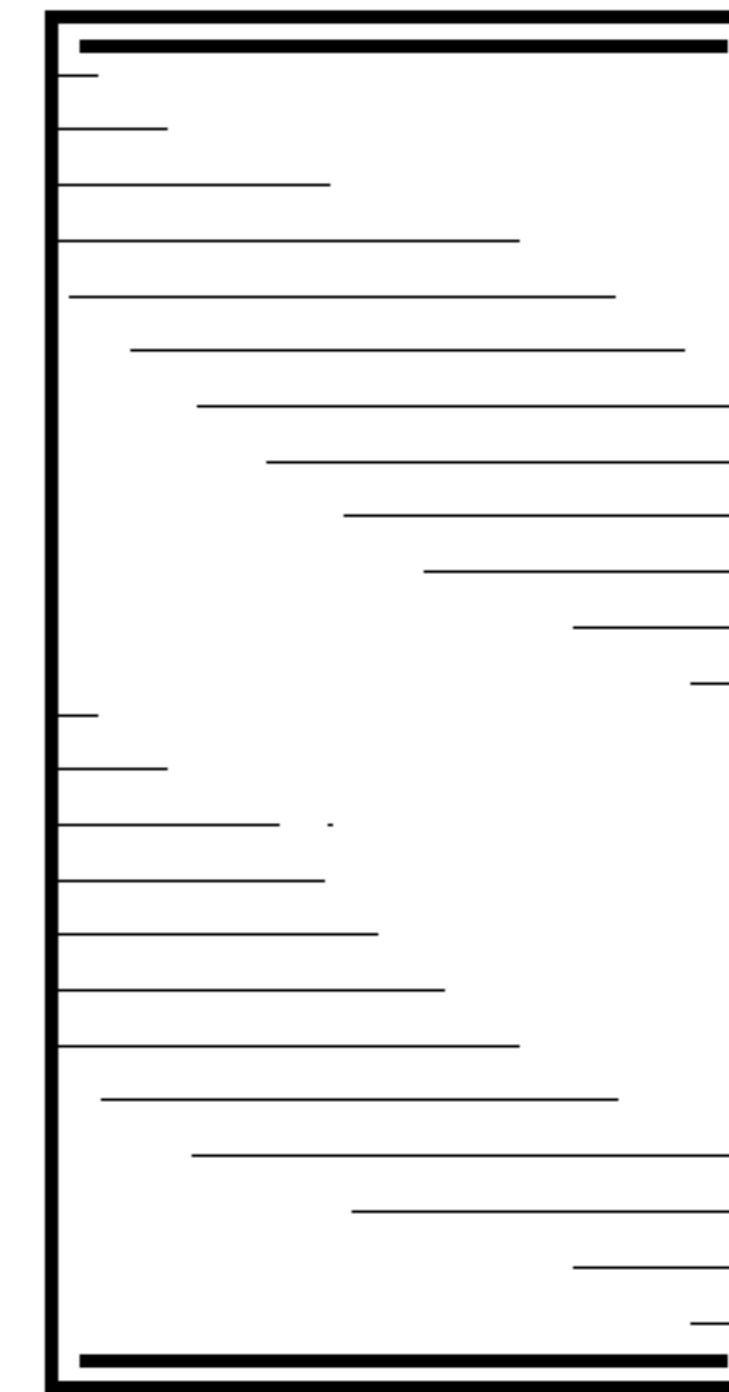


FIG. 5




FIG. 6

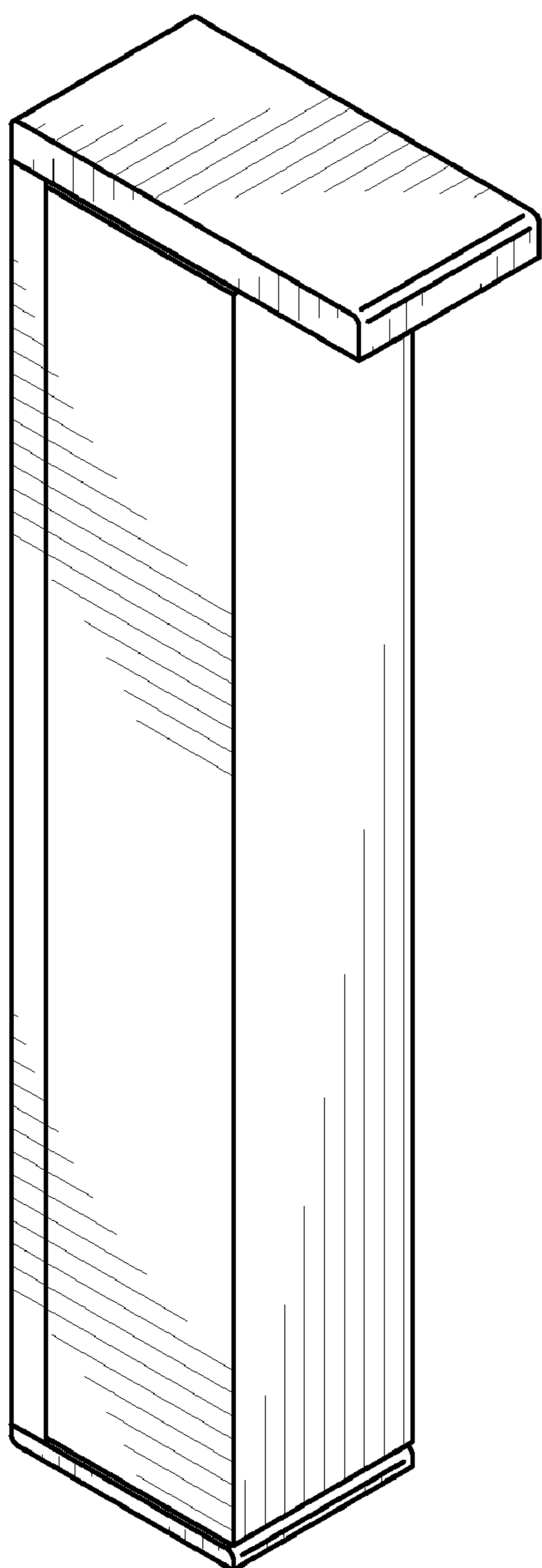


FIG. 7

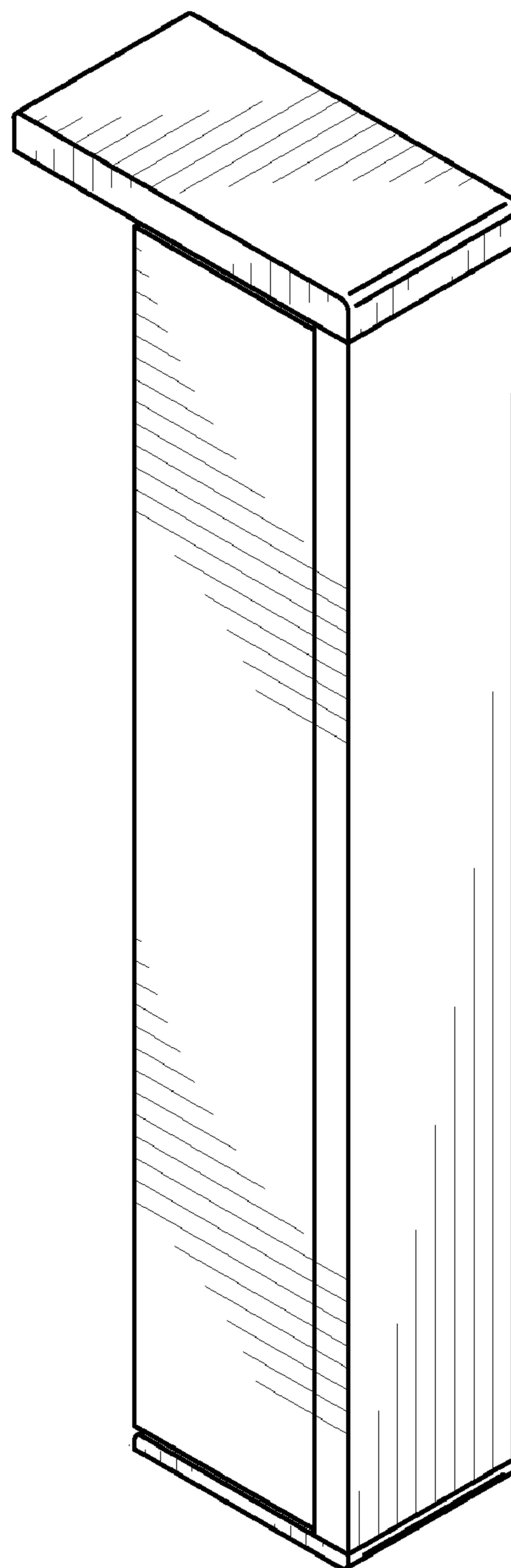


FIG. 8