



US00D635775S

(12) **United States Design Patent**
Kalbfeld et al.

(10) **Patent No.:** **US D635,775 S**
(45) **Date of Patent:** **** Apr. 12, 2011**

(54) **TOOTHBRUSH HANDLE**

(75) Inventors: **Russell G. Kalbfeld**, Naperville, IL (US); **Leoncio Angel Gonzalez**, Winfield, IL (US); **Hidekuni Takano**, Palatine, IL (US); **Erik Weinberg**, Park Ridge, IL (US)

(73) Assignee: **Sunstar Americas, Inc.**, Chicago, IL (US)

(**) Term: **14 Years**

(21) Appl. No.: **29/376,158**

(22) Filed: **Oct. 1, 2010**

(51) **LOC (9) Cl.** **04-02**

(52) **U.S. Cl.** **D4/104**

(58) **Field of Classification Search** D4/104 -112,
D4/129, 134, 138; 15/143.1, 167.1, 167.2;
132/308-311

See application file for complete search history.

(56) **References Cited**

U.S. PATENT DOCUMENTS

D273,724 S *	5/1984	Gillow	D4/104
D276,005 S *	10/1984	Fido	D4/104
D371,680 S	7/1996	Juhlin et al.		
D391,767 S	3/1998	Moskovich		
D412,064 S	7/1999	Achepohl et al.		
5,934,295 A	8/1999	Gekhter et al.		
D421,841 S	3/2000	Achepohl et al.		
D433,815 S *	11/2000	Denhez et al.	D4/104
D438,012 S	2/2001	Cheong et al.		
D451,679 S *	12/2001	Ping	D4/104
D462,178 S	9/2002	Moskovich et al.		
D462,528 S	9/2002	Crossman et al.		
6,446,640 B1	9/2002	Gekhter et al.		
6,496,999 B1	12/2002	Gleason et al.		

D469,960 S	2/2003	Ping		
D475,200 S	6/2003	Crossman et al.		
6,601,272 B2	8/2003	Stvartak et al.		
D480,213 S	10/2003	Ping		
D502,322 S	3/2005	Bava et al.		
D521,687 S	5/2006	Jansheski et al.		
D527,526 S *	9/2006	Kling et al.	D4/104
D614,869 S *	5/2010	Wong	D4/104

* cited by examiner

Primary Examiner — Melanie H Tung

Assistant Examiner — Lavone D Tabor

(74) *Attorney, Agent, or Firm* — Michael Best & Friedrich LLP

(57) **CLAIM**

We claim the ornamental design for a toothbrush handle, as shown and described.

DESCRIPTION

FIG. 1 is a first perspective view of a toothbrush handle.

FIG. 2 is a second perspective view of the toothbrush handle shown in FIG. 1.

FIG. 3 is a rear view of the toothbrush handle shown in FIG. 1.

FIG. 4 is a front view of the toothbrush handle shown in FIG. 1.

FIG. 5 is a right side view of the toothbrush handle shown in FIG. 1.

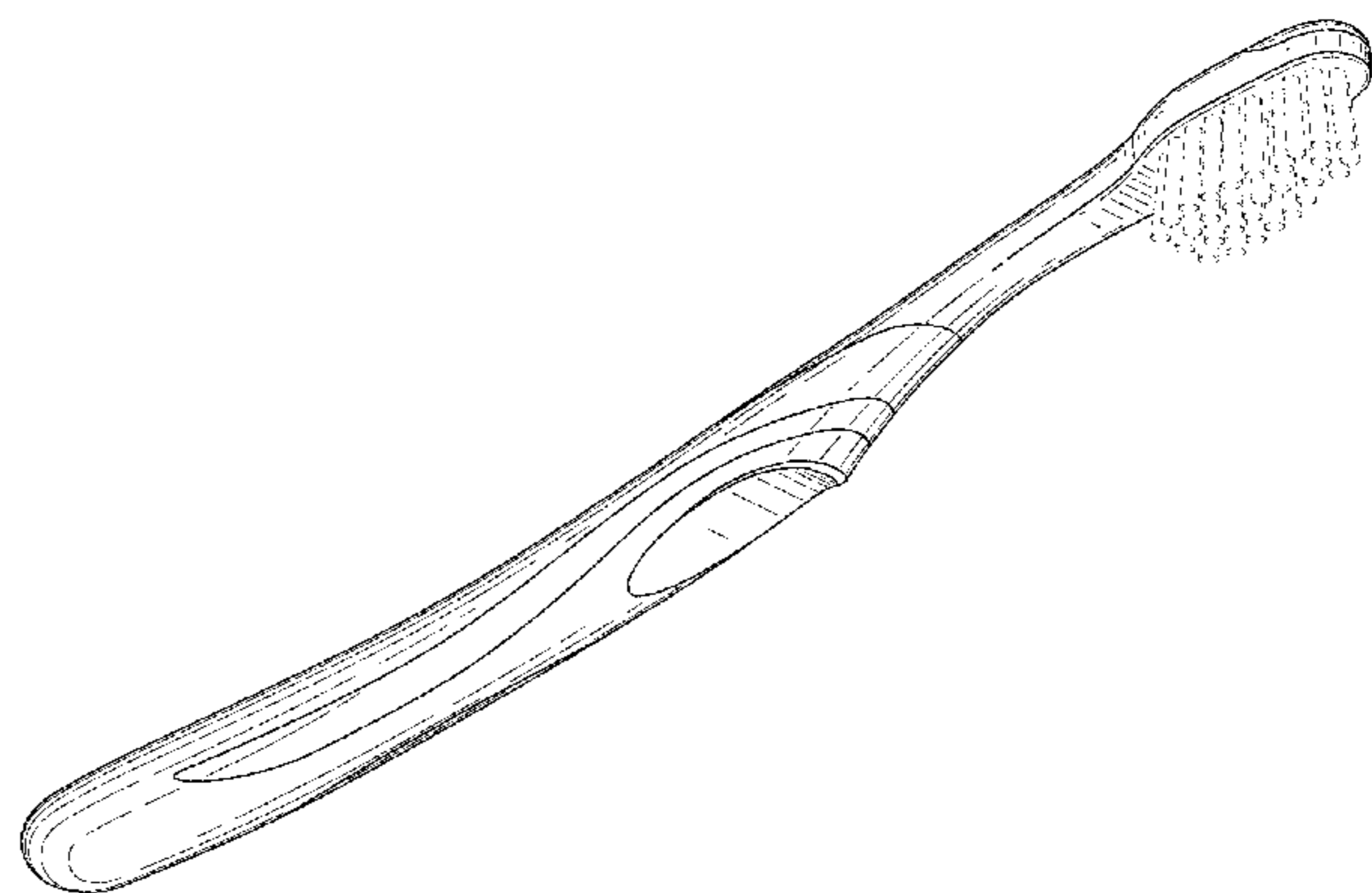
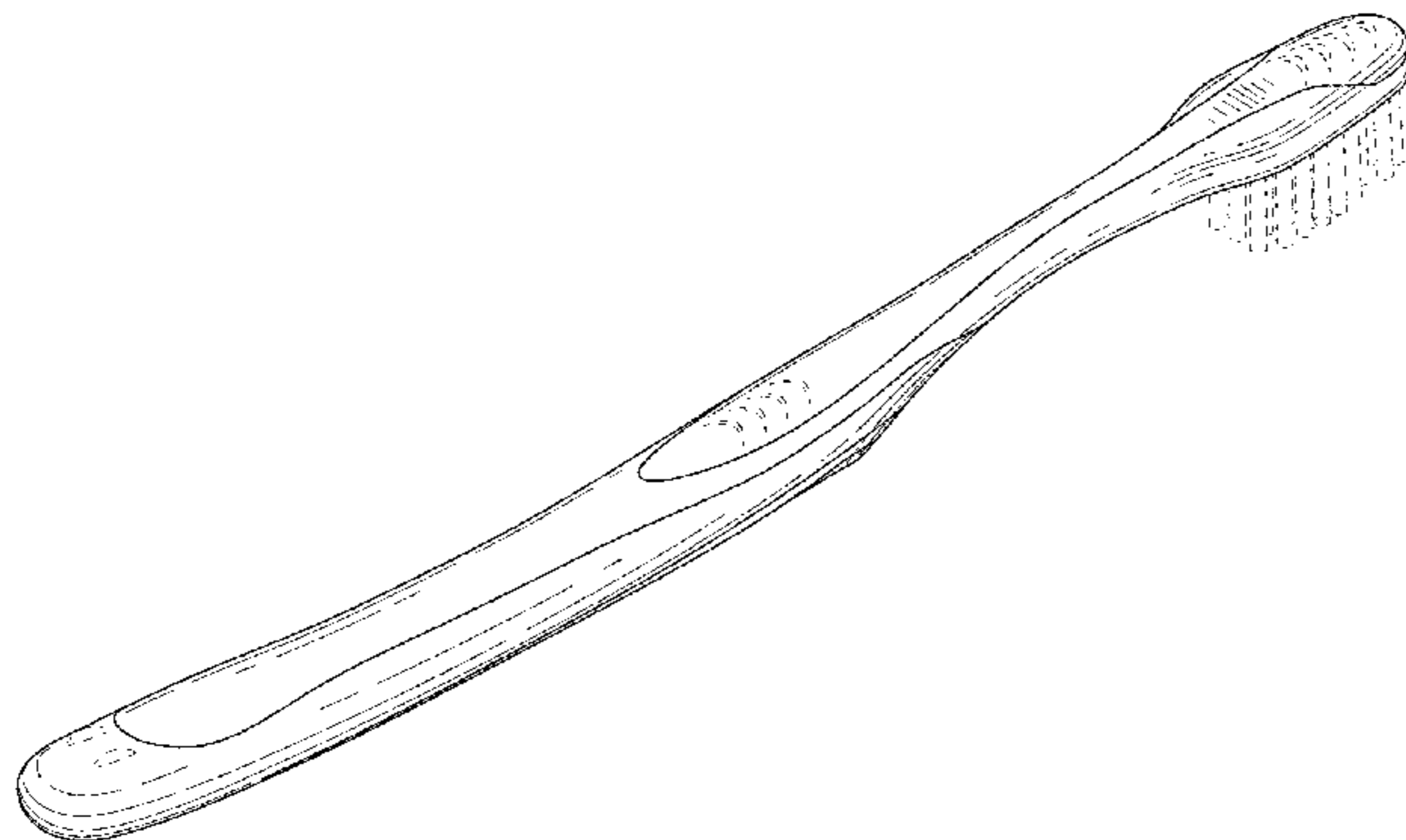
FIG. 6 is a left side view of the toothbrush handle shown in FIG. 1.

FIG. 7 is an enlarged top view of the toothbrush handle shown in FIG. 1; and,

FIG. 8 is an enlarged bottom view of the toothbrush handle shown in FIG. 1.

The broken lines illustrating the environment form no part of the claimed design.

1 Claim, 5 Drawing Sheets



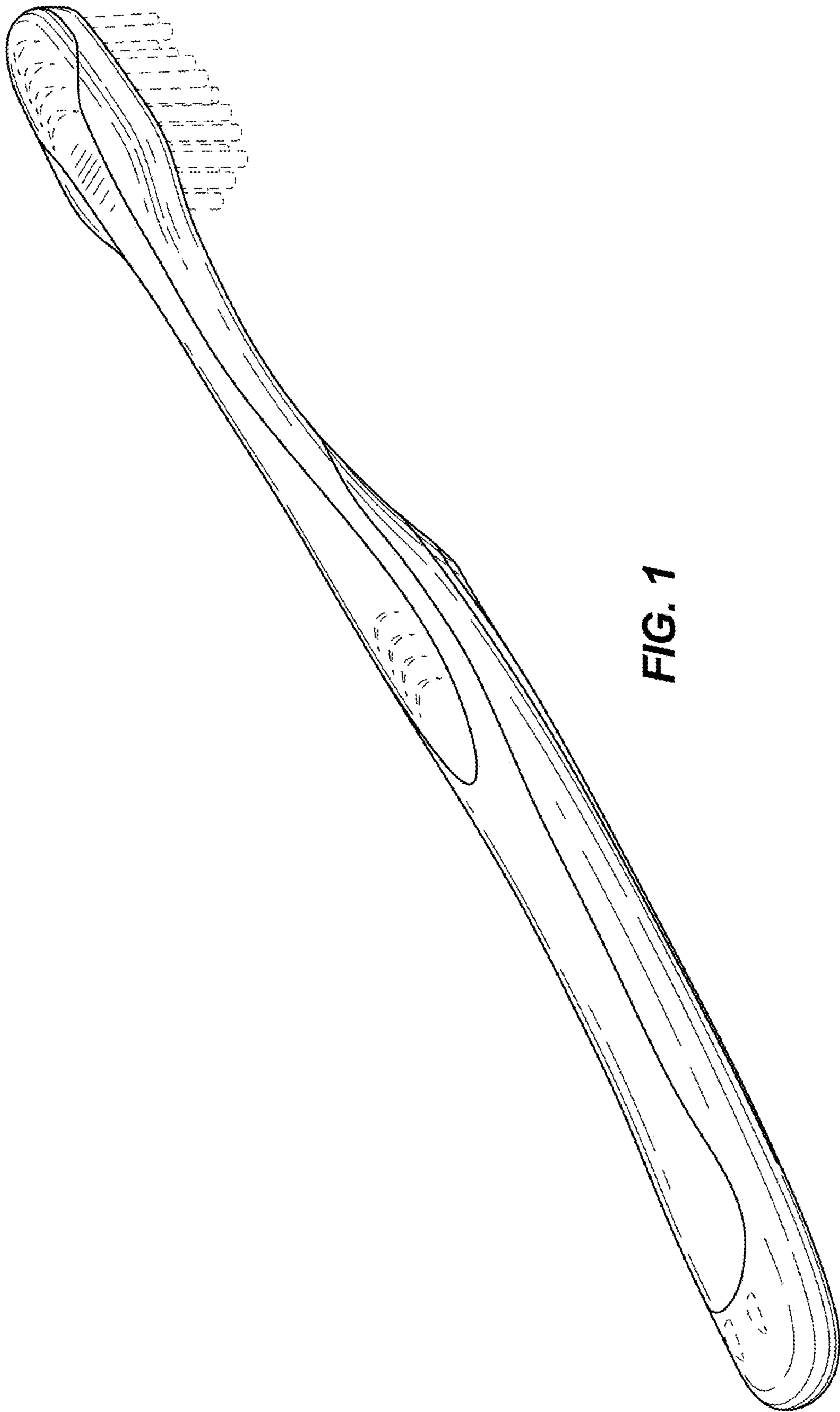


FIG. 1

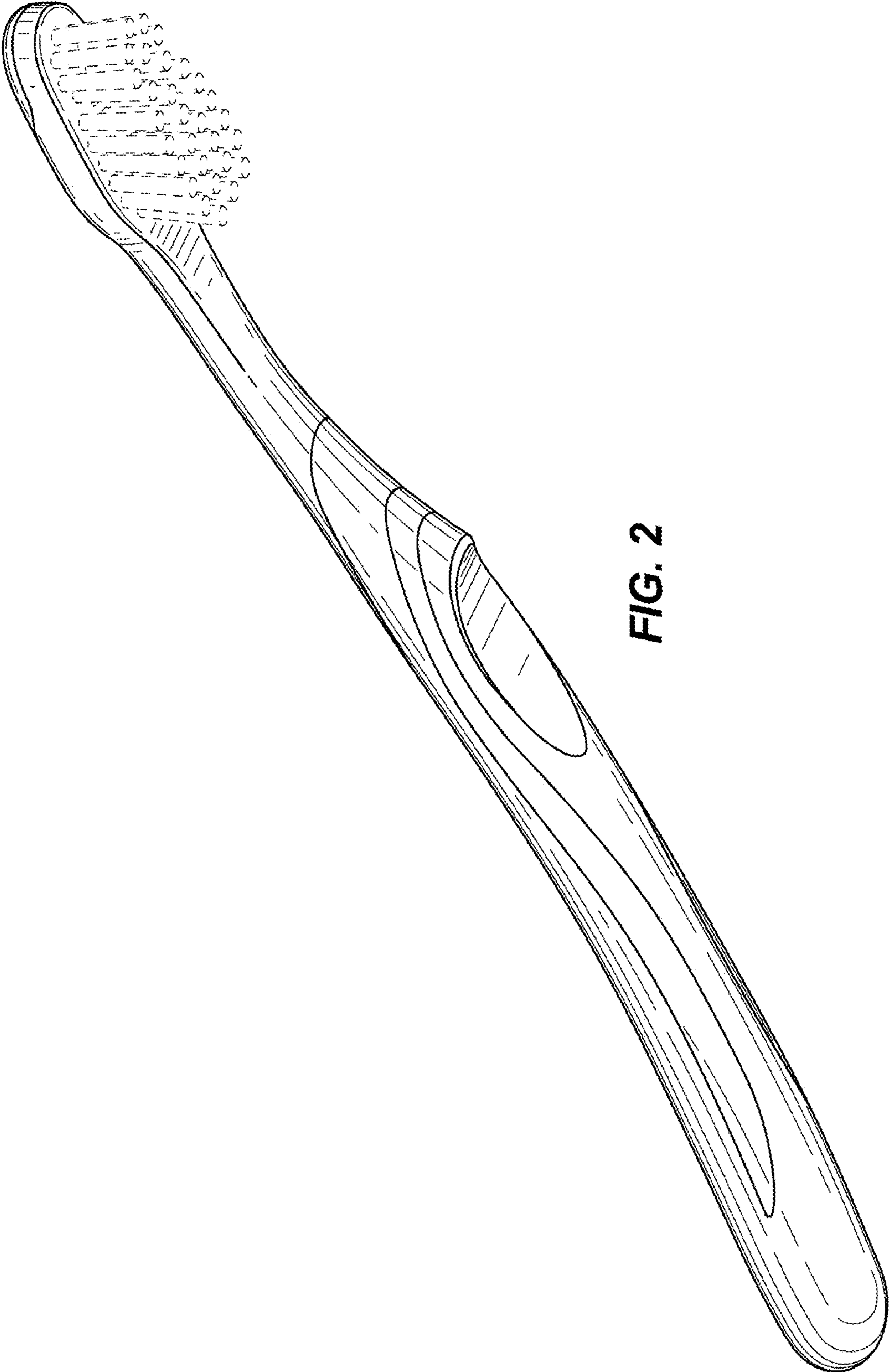


FIG. 2

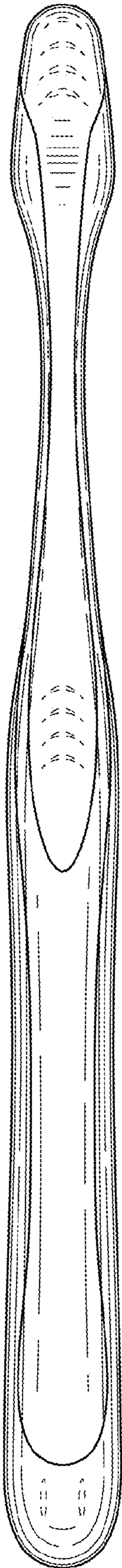


FIG. 3

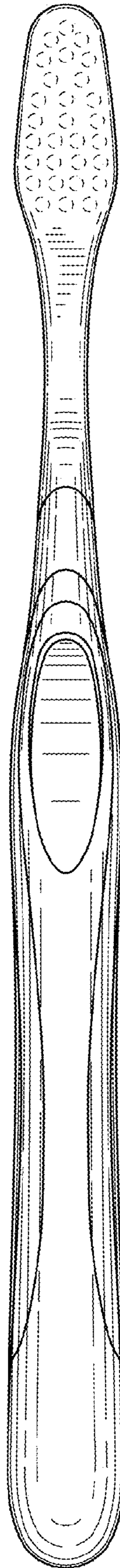


FIG. 4

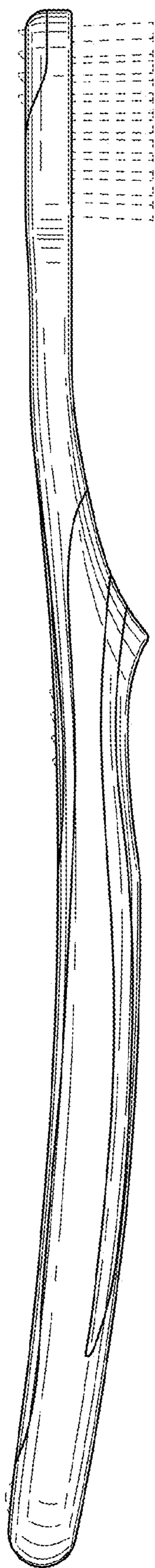


FIG. 5

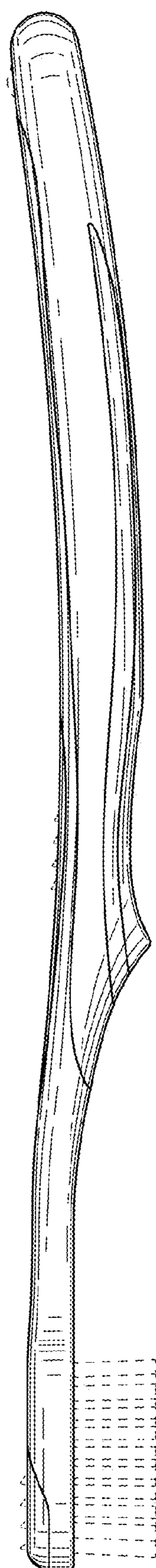


FIG. 6

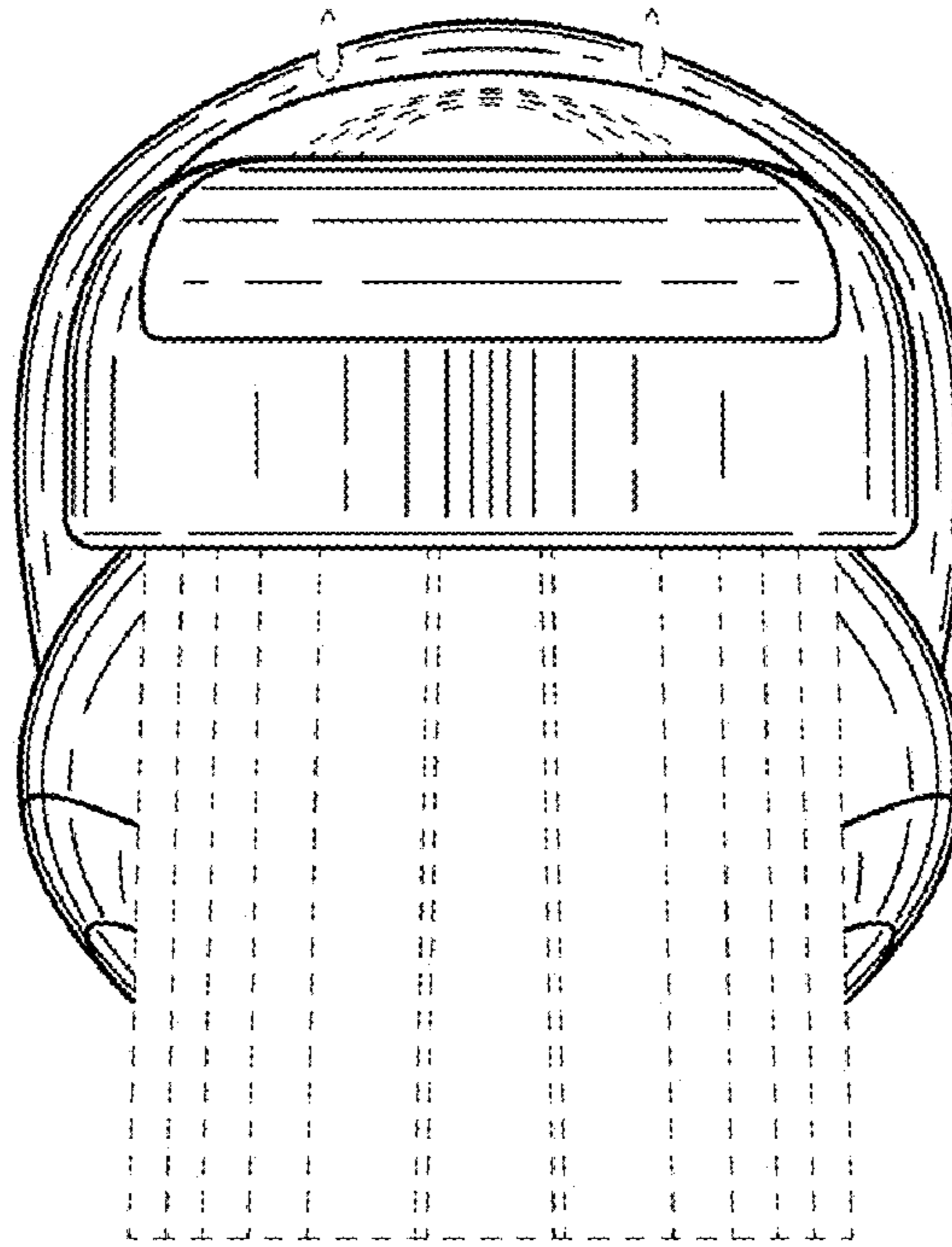


FIG. 7

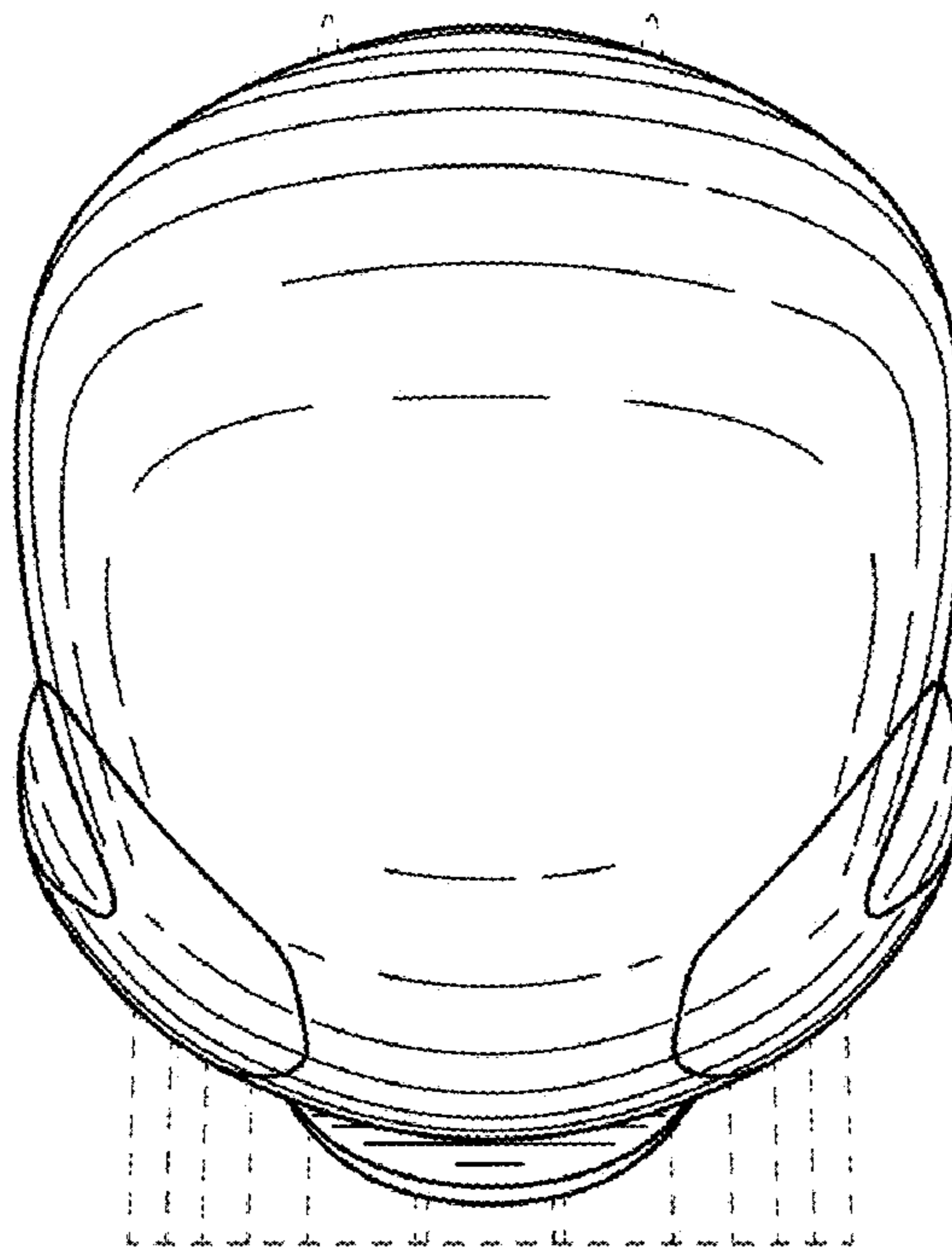


FIG. 8