



US00D635771S

(12) **United States Design Patent**
Man

(10) **Patent No.:** **US D635,771 S**

(45) **Date of Patent:** **** Apr. 12, 2011**

(54) **MOBILE DISPLAY TRAY**

(75) Inventor: **Chun Sing Matthew Man**, Hong Kong (HK)

(73) Assignee: **Megabyte Ltd.**, Hong Kong (HK)

(**) Term: **14 Years**

(21) Appl. No.: **29/377,845**

(22) Filed: **Oct. 27, 2010**

(30) **Foreign Application Priority Data**

Jun. 8, 2010 (HK) 1001066

(51) **LOC (9) Cl.** **03-01**

(52) **U.S. Cl.** **D3/304**

(58) **Field of Classification Search** D3/304,
D3/315, 201, 203.3, 205-206, 276; D6/406.3,
D6/449, 467, 475, 510; D19/92, 77, 86,
D19/100; 206/203, 214-215; 229/406-407,
229/913

See application file for complete search history.

(56) **References Cited**

U.S. PATENT DOCUMENTS

D359,038 S * 6/1995 Ghassemian D14/459
D362,687 S * 9/1995 Kirchhoff et al. D19/92
D414,209 S * 9/1999 Koehneke et al. D19/76
D432,569 S * 10/2000 Ito D18/56

D440,472 S * 4/2001 Paschal et al. D7/698
D493,981 S * 8/2004 Peyker D6/475
D497,691 S * 10/2004 Hardt D30/161
D505,285 S * 5/2005 Hunt et al. D6/510
D575,585 S * 8/2008 Geens D7/553.2
D591,534 S * 5/2009 Fojtasek D6/476
D599,551 S * 9/2009 Beavers et al. D3/304
D600,502 S * 9/2009 Paslawski D7/548
D602,284 S * 10/2009 Malik D6/467
D611,745 S * 3/2010 Smith et al. D6/525
D618,821 S * 6/2010 Larsen D24/227
D620,291 S * 7/2010 Smith et al. D6/525
D625,832 S * 10/2010 Meyer-Hayoz D24/229
D627,582 S * 11/2010 Kossowsky D6/552

* cited by examiner

Primary Examiner — Elizabeth A Albert
Assistant Examiner — Kelley A Donnelly

(57) **CLAIM**

The ornamental design for a mobile display tray, as shown.

DESCRIPTION

FIG. 1 is a front elevational view of a mobile display tray showing my new design;
FIG. 2 is a rear elevational view thereof;
FIG. 3 is a left side elevational view thereof;
FIG. 4 is a right side elevational view thereof;
FIG. 5 is a top plan view thereof;
FIG. 6 is a bottom plan view thereof;
FIG. 7 is a bottom perspective view thereof; and,
FIG. 8 is a top perspective view thereof.

1 Claim, 8 Drawing Sheets

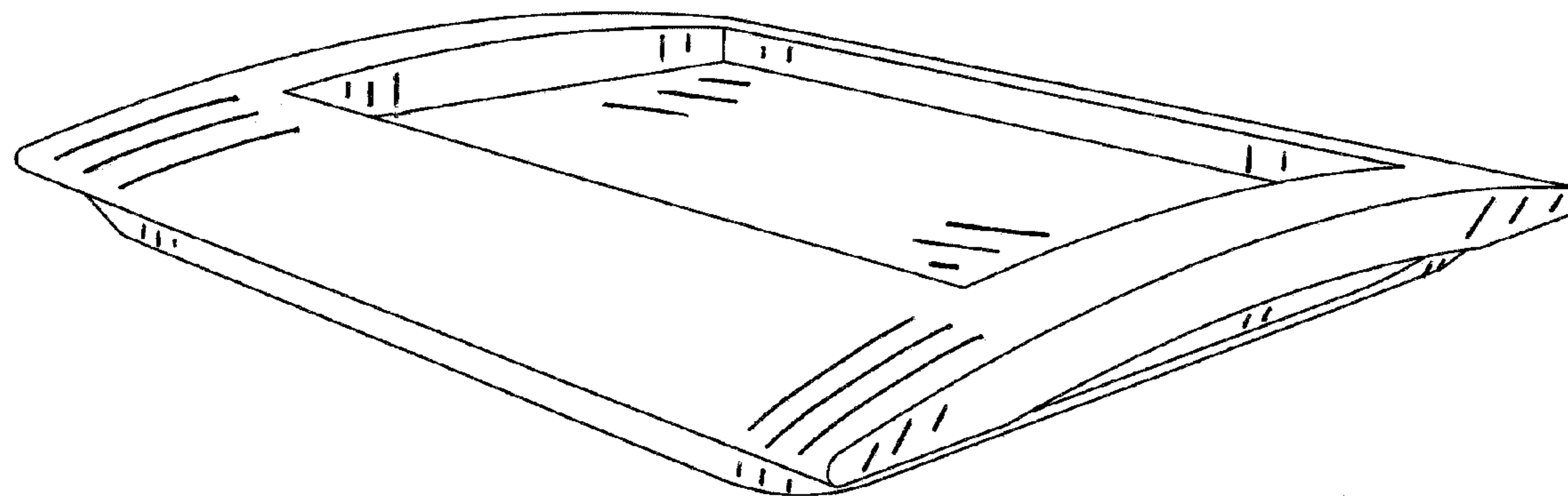




FIG. 1

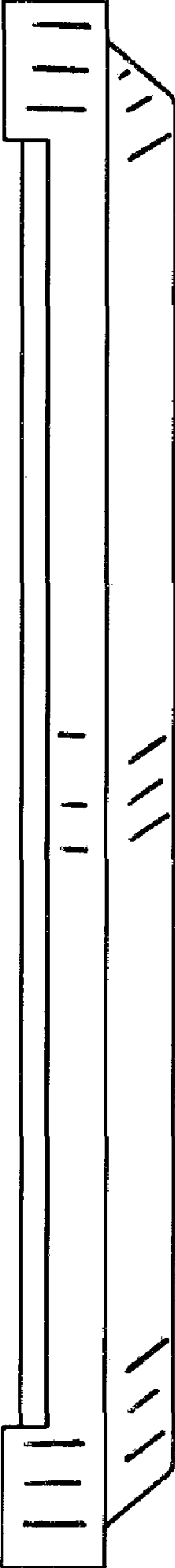


FIG. 2




FIG. 3




FIG. 4




FIG. 5




FIG. 6

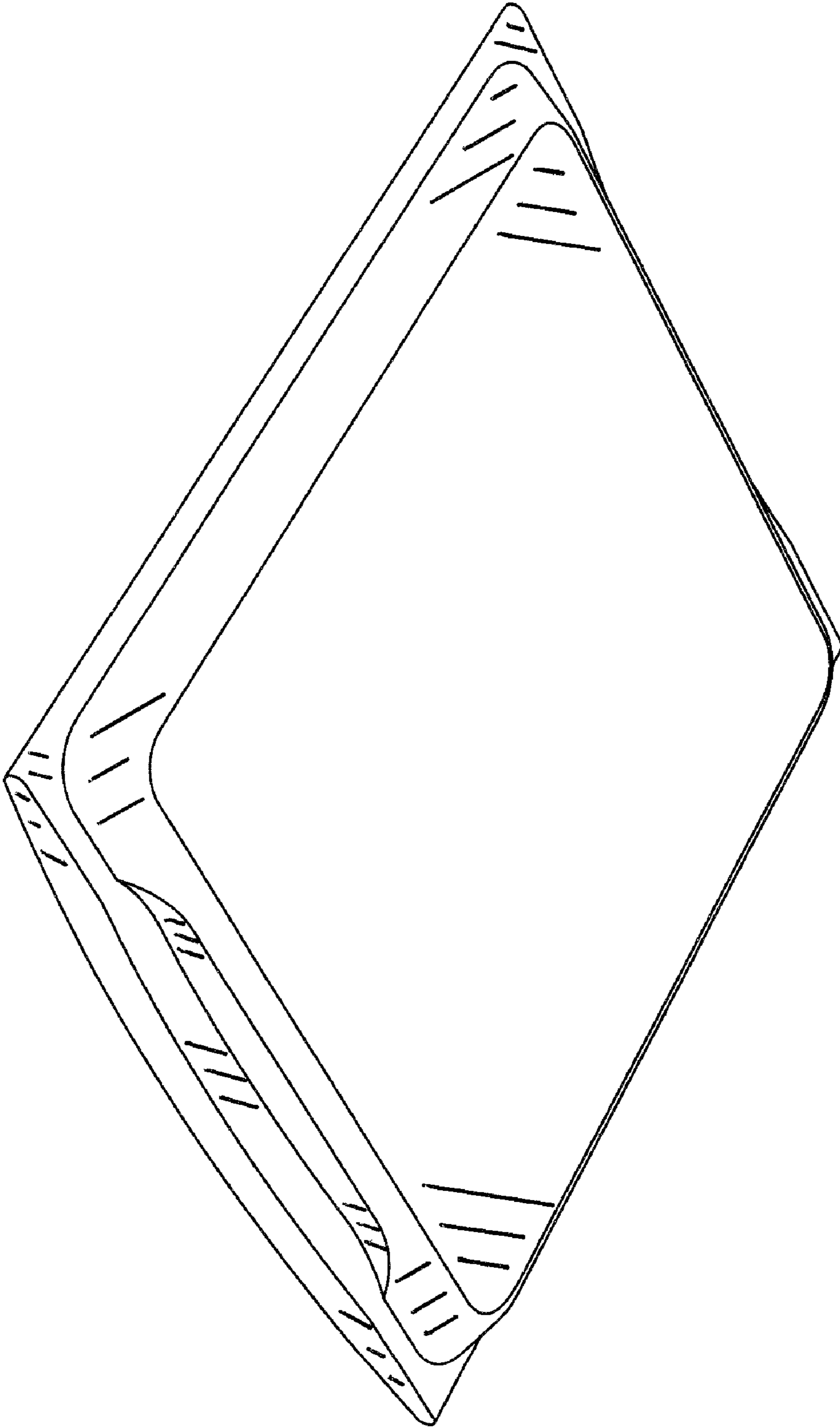


FIG. 7

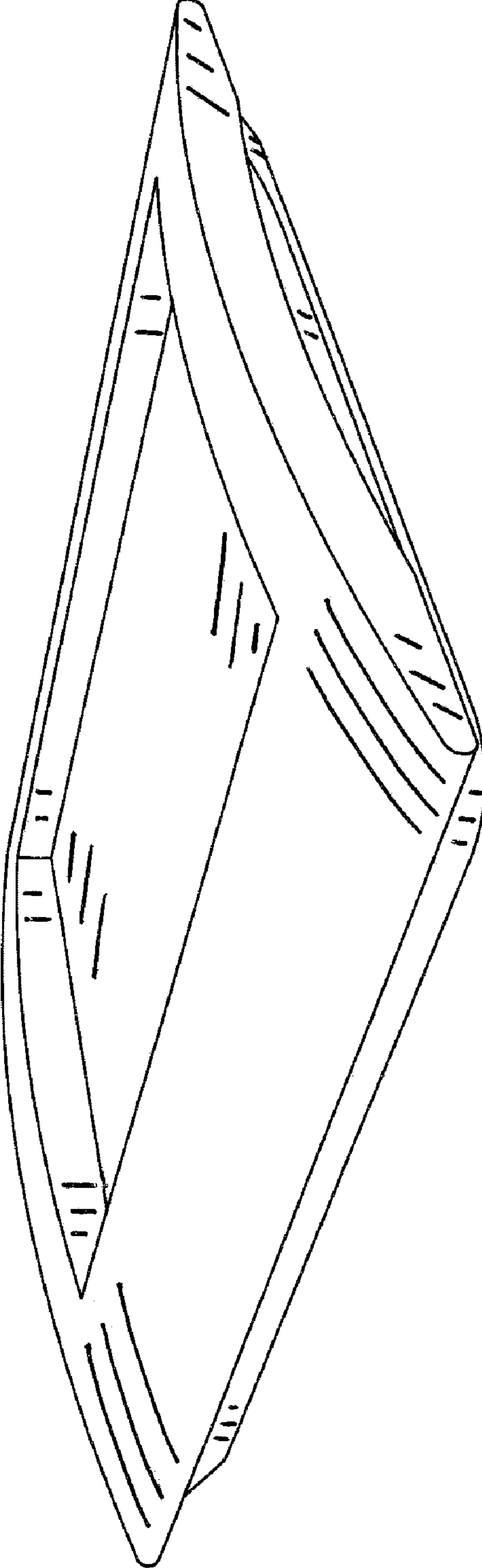


FIG. 8