



US00D635765S

(12) **United States Design Patent**
Hertaus

(10) **Patent No.:** **US D635,765 S**

(45) **Date of Patent:** **** Apr. 12, 2011**

(54) **STACKABLE BASKET**

(75) **Inventor:** **Alan R. Hertaus**, LeSueur, MN (US)

(73) **Assignee:** **Vision Home Products, Inc.**, Le Sueur, MN (US)

(**) **Term:** **14 Years**

(21) **Appl. No.:** **29/352,281**

(22) **Filed:** **Dec. 18, 2009**

(51) **LOC (9) Cl.** **03-01**

(52) **U.S. Cl.** **D3/277**

(58) **Field of Classification Search** D3/277,
D3/304, 306, 307, 308, 309, 310, 312, 313;
D6/510, 513; D7/400, 409; D9/420; D19/90,
D19/92; D32/37; 99/407, 408; 220/62.1;
383/37, 39

See application file for complete search history.

(56) **References Cited**

U.S. PATENT DOCUMENTS

1,382,592	A *	6/1921	Ames	220/485
D154,640	S *	7/1949	Sasser	D34/26
3,107,602	A *	10/1963	Ingram, Jr. et al.	99/407
3,242,849	A *	3/1966	Wells	99/411
D383,283	S *	9/1997	Hankins, III	D34/27
6,176,175	B1 *	1/2001	Moreth	99/408
D451,675	S *	12/2001	Hardy et al.	D3/306
D453,027	S *	1/2002	Andujar	D19/90
D458,640	S *	6/2002	Hofman	D19/90

D492,112	S *	6/2004	Hardy	D3/306
D528,300	S *	9/2006	Hardy et al.	D3/306
7,100,497	B2 *	9/2006	Shandross	99/330
D530,517	S *	10/2006	Hardy et al.	D3/306
D550,912	S *	9/2007	Kempske	D32/37
7,270,245	B2 *	9/2007	Cheng et al.	220/62.1
D563,163	S *	3/2008	Blouw et al.	D7/409
D567,553	S *	4/2008	Post et al.	D6/510
D579,660	S *	11/2008	Snider	D3/304
D582,161	S *	12/2008	Hardy et al.	D3/306
D585,195	S *	1/2009	Dominique et al.	D3/304
D615,328	S *	5/2010	Snider	D6/510
D617,591	S *	6/2010	Snider	D6/513
D621,655	S *	8/2010	Zemel	D7/409
2009/0288564	A1 *	11/2009	Ketter, Jr.	99/408

* cited by examiner

Primary Examiner — Elizabeth A Albert

Assistant Examiner — Karen E Eldridge Powers

(74) *Attorney, Agent, or Firm* — Haugen Law Firm PLLP

(57) **CLAIM**

The ornamental design for a stackable basket, as shown and described.

DESCRIPTION

FIG. 1 is a side elevational view of the design;
FIG. 2 is a front elevational view of the design;
FIG. 3 is a rear elevational view of the design;
FIG. 4 is a top plan view of the design; and,
FIG. 5 is a bottom plan view of the design.

1 Claim, 5 Drawing Sheets

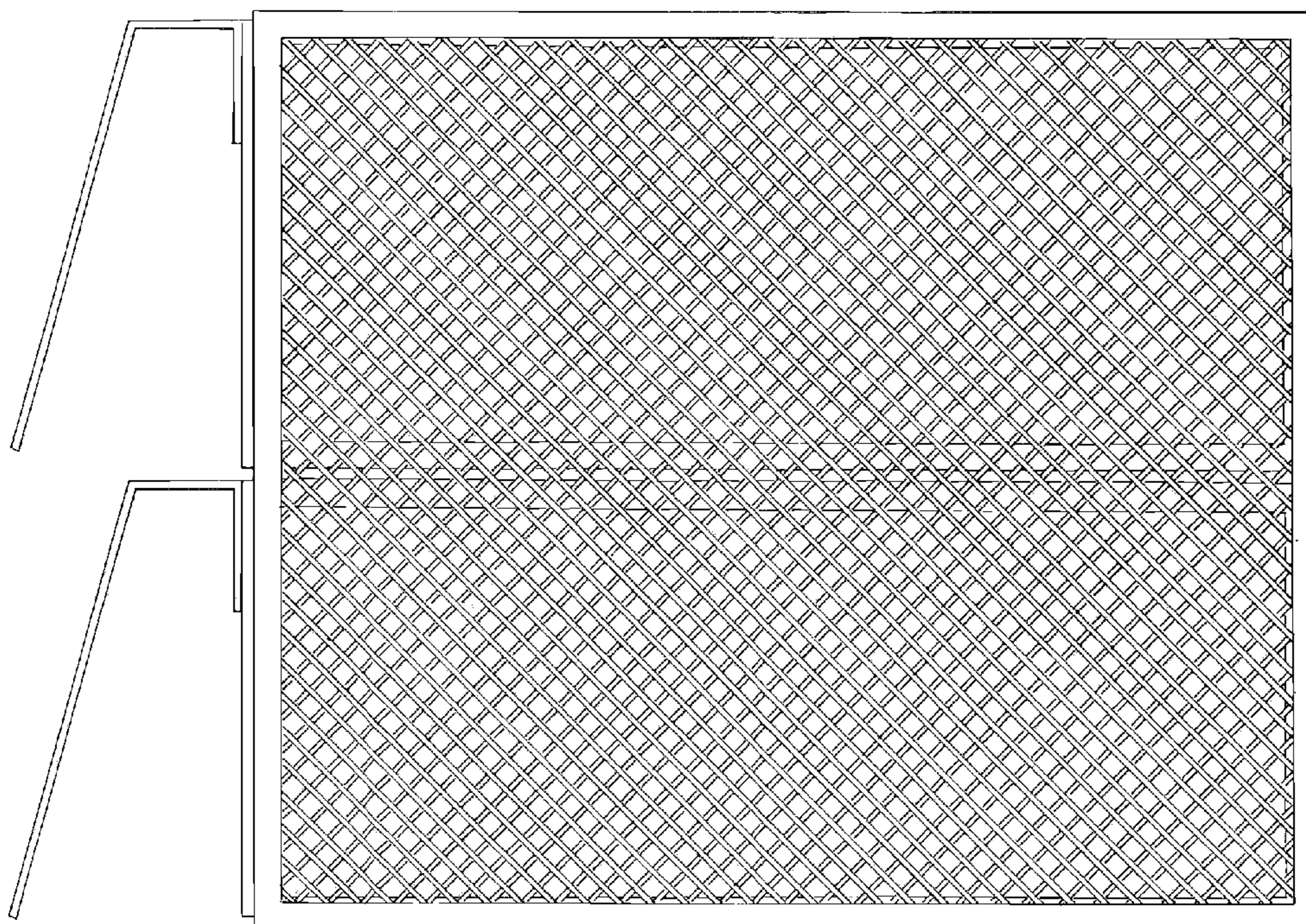


Fig.-1




Fig.-2

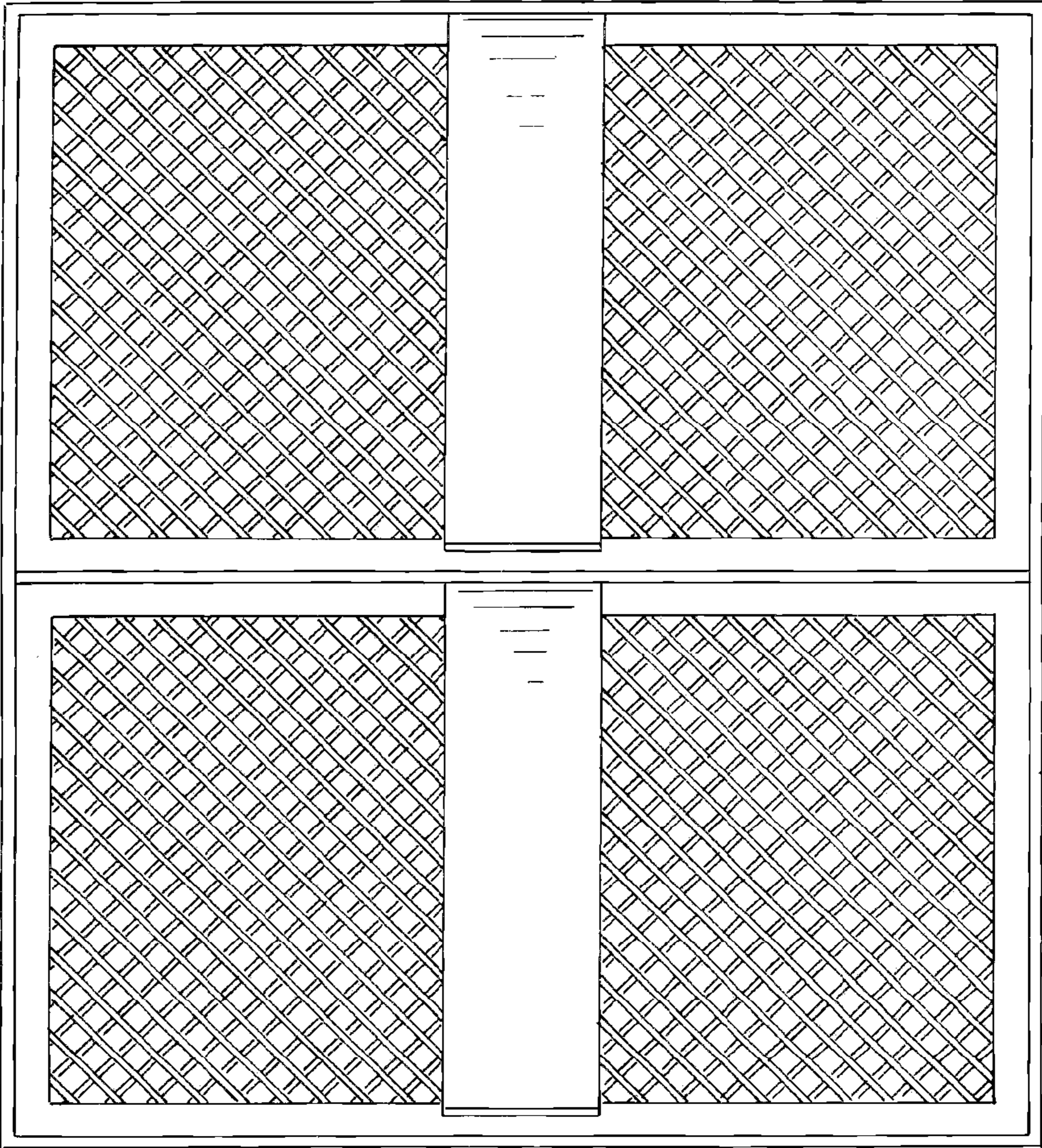


Fig.-3




Fig.-4




Fig.-5

