



US00D635758S

(12) **United States Design Patent**
Donnelly

(10) **Patent No.:** **US D635,758 S**

(45) **Date of Patent:** **** Apr. 12, 2011**

(54) **SHOE UPPER**

(75) Inventor: **Russell Donnelly**, Lymington (GB)

(73) Assignee: **Yacht Boot Company Limited**,
Lymington, Hampshire (GB)

(**) Term: **14 Years**

(21) Appl. No.: **29/346,918**

(22) Filed: **Nov. 9, 2009**

(30) **Foreign Application Priority Data**

May 8, 2009 (EM) 001137210-0001

(51) **LOC (9) Cl.** **02-99**

(52) **U.S. Cl.** **D2/969**

(58) **Field of Classification Search** D2/896,
D2/902, 906-908, 919, 923, 924, 969, 972-974;
36/45-49, 50.1, 77 M, 77 R, 83, 88, 113,
36/114, 126-13, 9 R, 10, 11

See application file for complete search history.

(56) **References Cited**

U.S. PATENT DOCUMENTS

D138,680 S * 8/1944 Montague D2/919

D485,668 S * 1/2004 Galway D2/969

D487,621 S * 3/2004 Robbins D2/969
D499,866 S * 12/2004 Belley et al. D2/969
D505,539 S * 5/2005 Williams D2/969

* cited by examiner

Primary Examiner — Dominic Simone

(74) *Attorney, Agent, or Firm* — Flaster/Greenberg P.C.

(57) **CLAIM**

The ornamental design for a shoe upper, as shown and described.

DESCRIPTION

FIG. 1 is a side elevation of the shoe upper showing the new design;

FIG. 2 is a second side elevation of the shoe upper of the new design;

FIG. 3 is a front side elevation of the shoe upper of the new design;

FIG. 4 is a rear side elevation of the shoe upper of the new design;

FIG. 5 is a top plan view of the shoe upper of the new design; and,

FIG. 6 is a bottom plan view of the shoe upper of the new design.

It will be understood that the broken lines presented in the drawings are for illustration purposes only and do not form a part of the claimed design.

1 Claim, 5 Drawing Sheets






FIG. 1

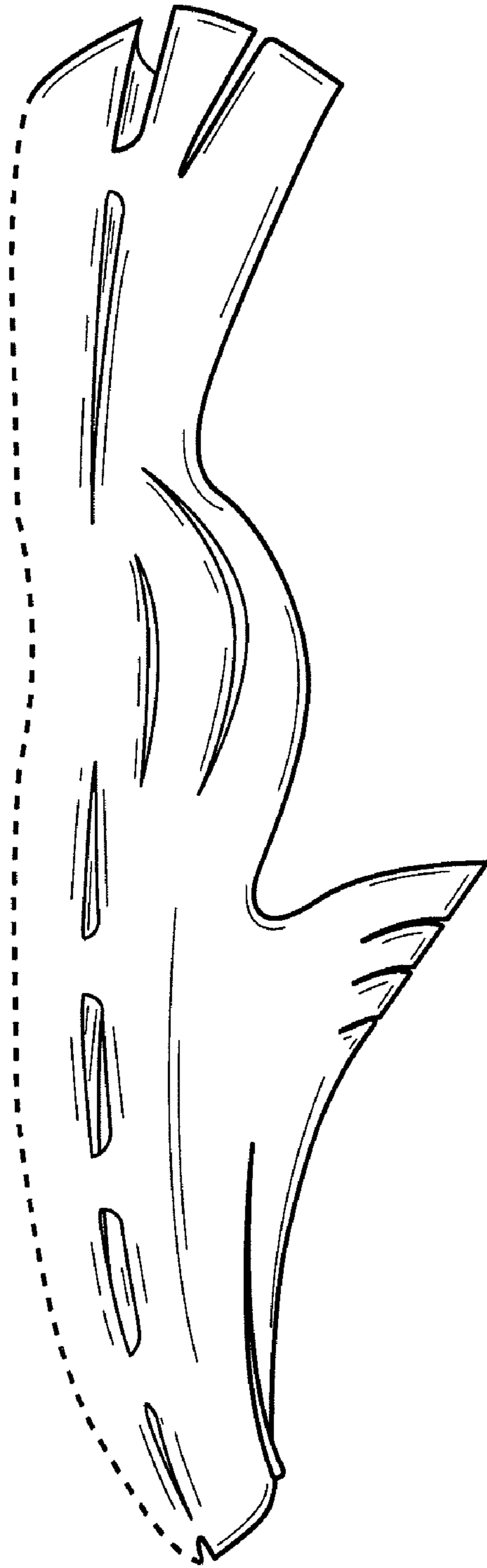


FIG. 2

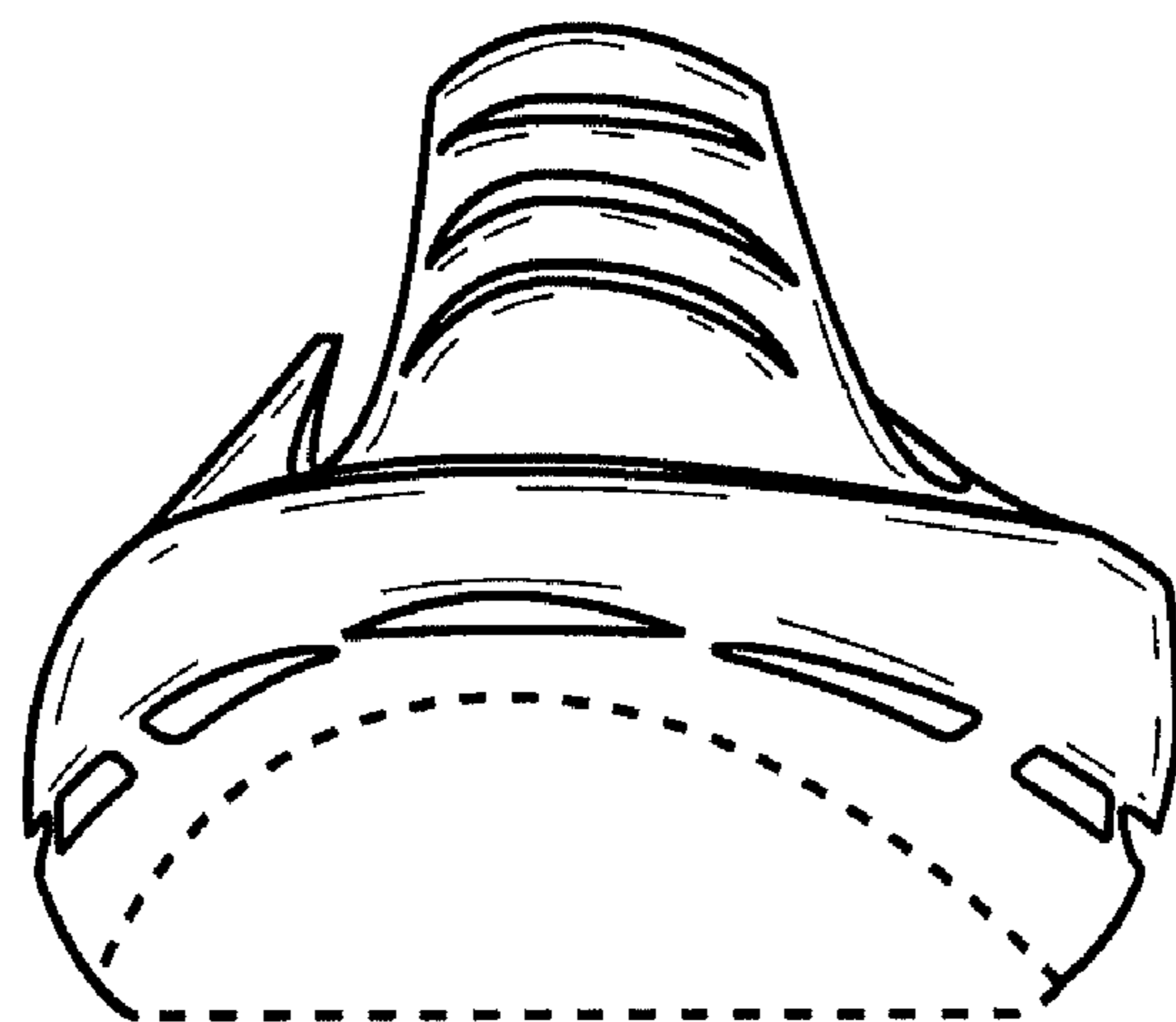


FIG. 3

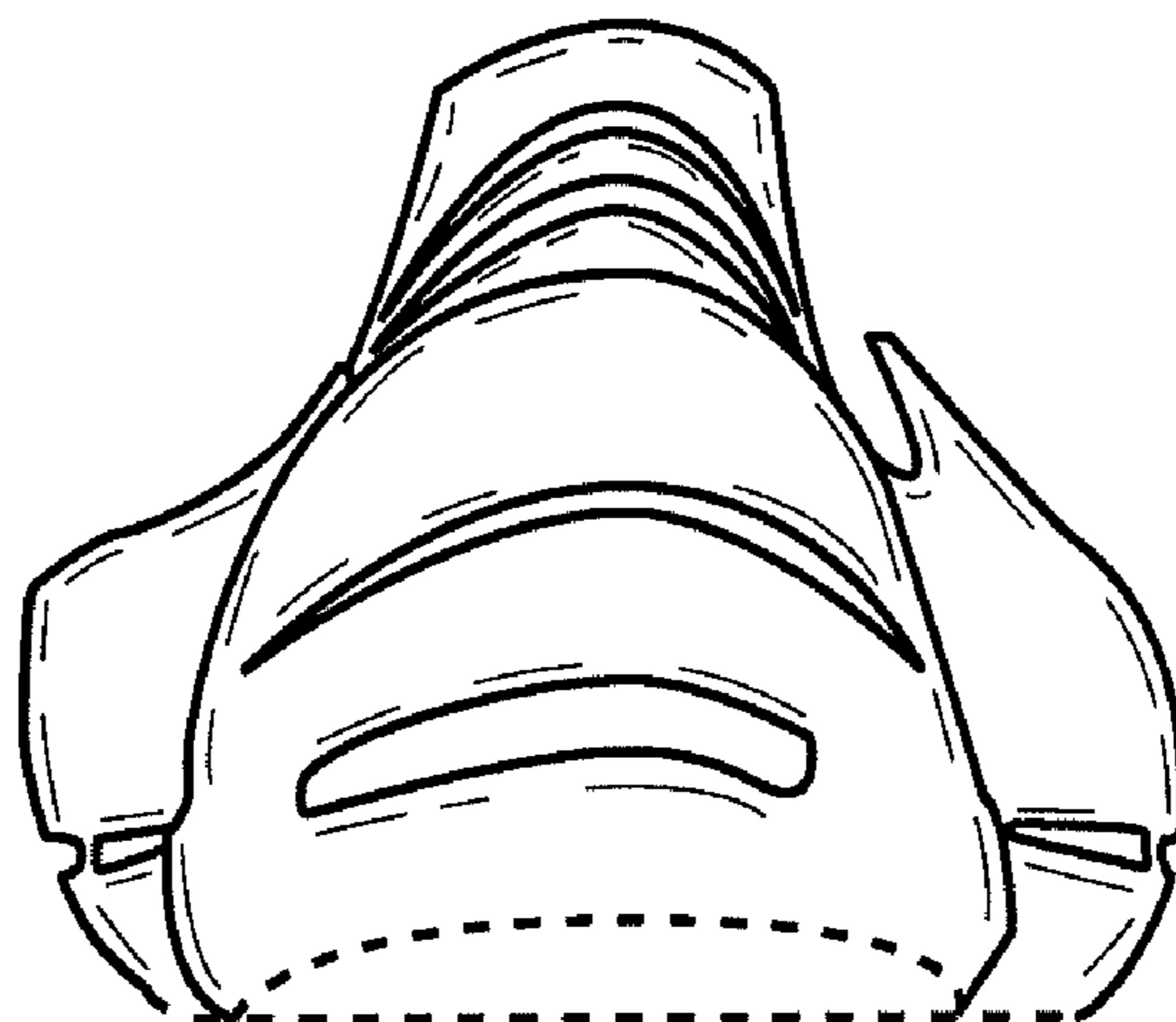


FIG. 4

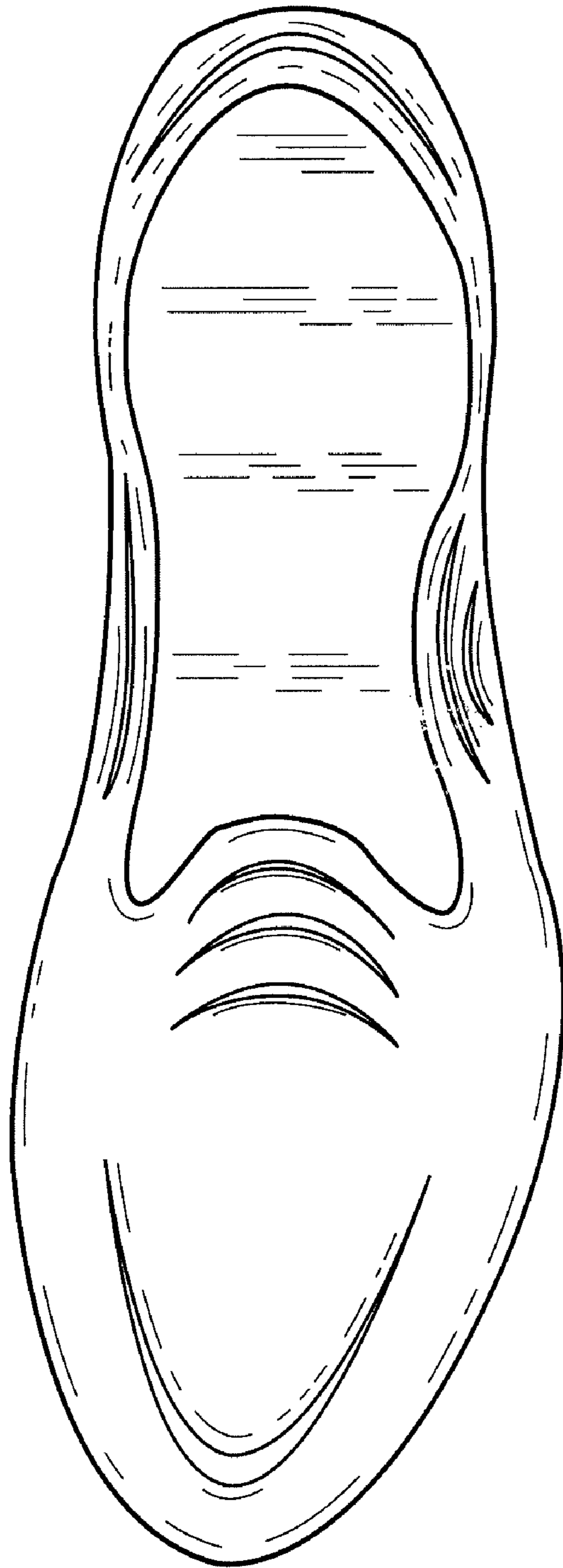


FIG. 5

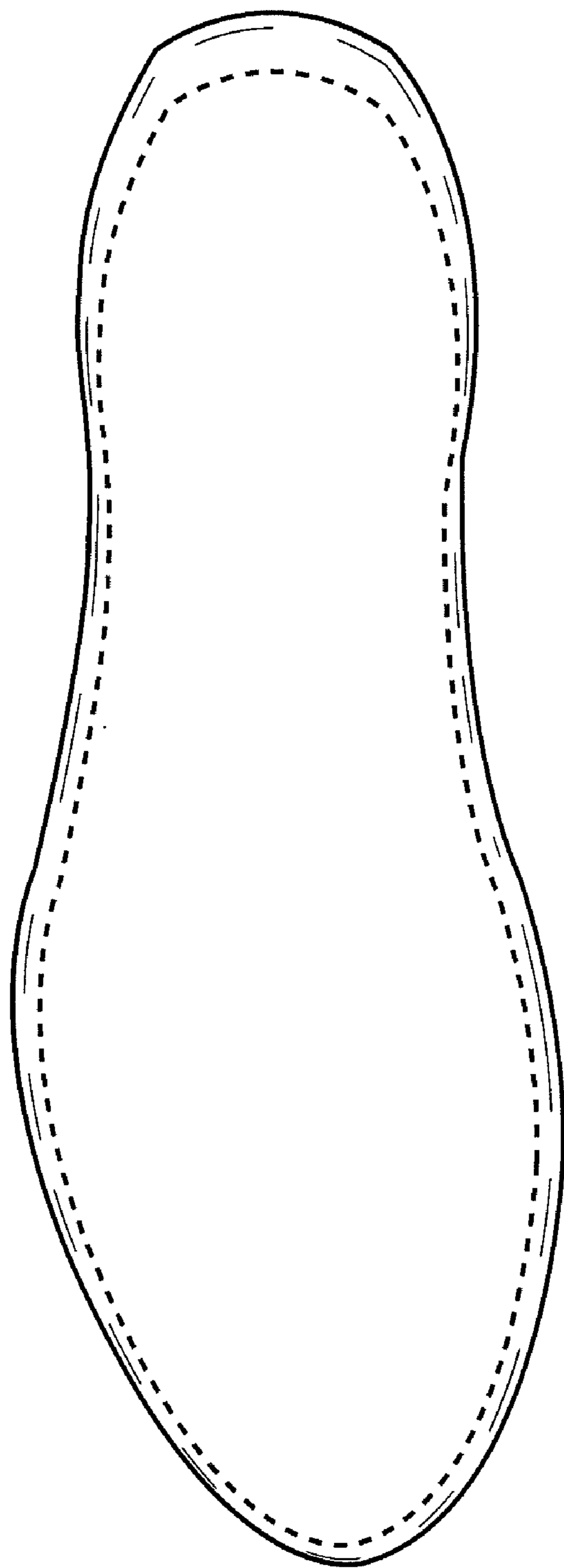


FIG. 6