



US00D635754S

(12) **United States Design Patent**
Mariman

(10) **Patent No.:** **US D635,754 S**

(45) **Date of Patent:** **** Apr. 12, 2011**

(54) **FOOTWEAR OUTSOLE**

(75) Inventor: **Martin Mariman**, Plaistow, NH (US)

(73) Assignee: **Deckers Outdoor Corporation**, Goleta, CA (US)

(**) Term: **14 Years**

(21) Appl. No.: **29/378,408**

(22) Filed: **Nov. 4, 2010**

(51) **LOC (9) Cl.** **02-04**

(52) **U.S. Cl.** **D2/959; D2/951; D2/957**

(58) **Field of Classification Search** D2/902,
D2/906, 908, 916, 918, 925, 946, 947, 950-962,
D2/977; 36/3 B, 22 R, 24.5, 25 R, 28, 32 R,
36/34 R, 59 C, 67 A, 103
See application file for complete search history.

(56) **References Cited**

U.S. PATENT DOCUMENTS

D146,504 S *	3/1947	Kavenagh	D2/959
2,722,756 A *	11/1955	Ecclesine	36/59 C
D234,014 S *	12/1974	Traver	D2/959
D296,151 S *	6/1988	Mourad	D2/960
D358,929 S *	6/1995	Peterson	D2/908
D369,236 S *	4/1996	Maltby	D2/959
D385,987 S	11/1997	Bramani	
D392,450 S *	3/1998	Hardy	D2/960
D404,901 S	2/1999	Blakeslee	
D431,894 S *	10/2000	Begg et al.	D2/957
D435,333 S *	12/2000	Robbins et al.	D2/957
D447,856 S	9/2001	Rake	
D450,914 S *	11/2001	Wilson	D2/959
D460,608 S	7/2002	Laberge et al.	
D490,596 S	6/2004	Belley	
D498,042 S	11/2004	Recchi	
D505,249 S *	5/2005	Urie	D2/960
D509,346 S	9/2005	Recchi	
D518,280 S	4/2006	Matis	

D547,038 S *	7/2007	Nakano	D2/957
D548,438 S	8/2007	McClaskie	
D552,335 S *	10/2007	Matis et al.	D2/957
D552,337 S *	10/2007	Parekh et al.	D2/959
D556,987 S *	12/2007	Nakano	D2/957
D558,434 S *	1/2008	Roth	D2/959
D561,443 S	2/2008	Robinson, Jr. et al.	

(Continued)

FOREIGN PATENT DOCUMENTS

EM 000052659-0001 7/2003

(Continued)

OTHER PUBLICATIONS

UGG Australia Fall/Winter 1999 Catalog, Birch Outsole and Ultra outsole, p. 6.

Primary Examiner — T. Chase Nelson

(74) *Attorney, Agent, or Firm* — Greer, Burns & Crain, Ltd.

(57) **CLAIM**

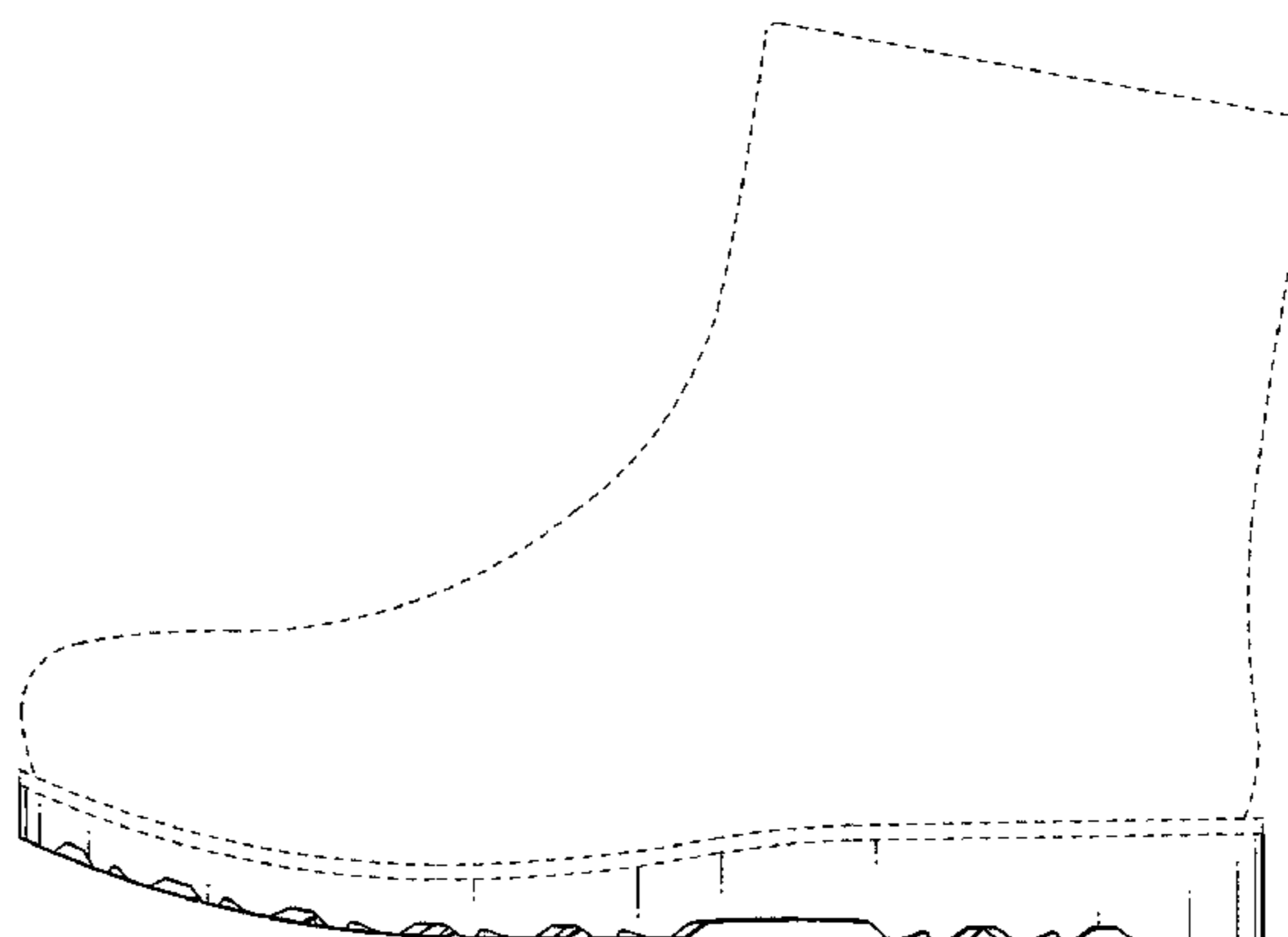
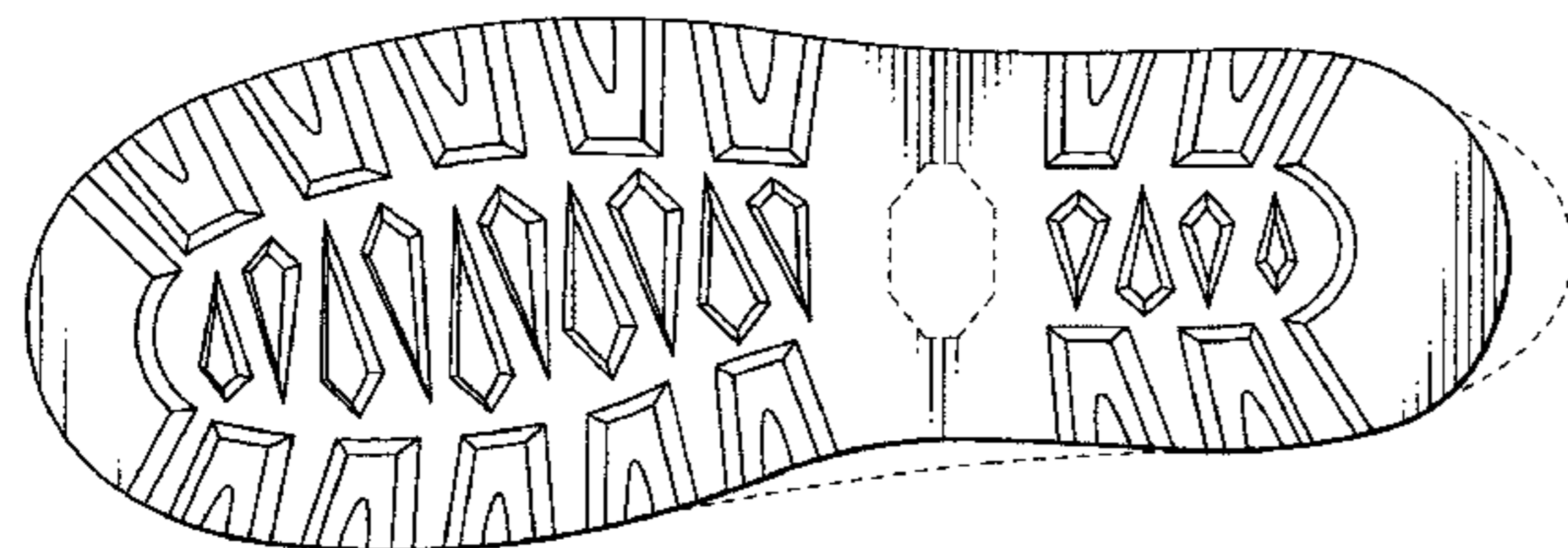
The ornamental design for a footwear outsole, as shown and described.

DESCRIPTION

FIG. 1 is a perspective view of a footwear outsole showing my new design;
FIG. 2 is a bottom plan view thereof;
FIG. 3 is a top plan view thereof;
FIG. 4 is a first side elevational view thereof;
FIG. 5 is an opposite side elevational view thereof;
FIG. 6 is a front elevational view thereof; and,
FIG. 7 is a rear elevational view thereof.

The broken lines around the design in FIGS. 1-7 represent the boundary of the design, while the broken lines showing the remainder of the footwear illustrate the environment in which the design resides. The broken lines form no part of the claim.

1 Claim, 4 Drawing Sheets



US D635,754 S

Page 2

U.S. PATENT DOCUMENTS

D569,595 S 5/2008 Le
D574,584 S * 8/2008 Earle D2/957
D586,993 S * 2/2009 Banik et al. D2/959
D588,791 S * 3/2009 Nelson D2/957
D592,848 S * 5/2009 Morgan D2/957
D594,194 S 6/2009 Butler
D601,334 S 10/2009 Werman
D603,151 S * 11/2009 Roundhouse D2/960
D605,839 S 12/2009 Horton

D613,489 S 4/2010 Horton
D620,692 S * 8/2010 McClaskie D2/959

FOREIGN PATENT DOCUMENTS

EM 000182563-0002 5/2004
EM 000354428-0001 6/2005
EM 000474341-0035 1/2006
EM 000474341-0036 1/2006

* cited by examiner



FIG. 1




FIG. 2

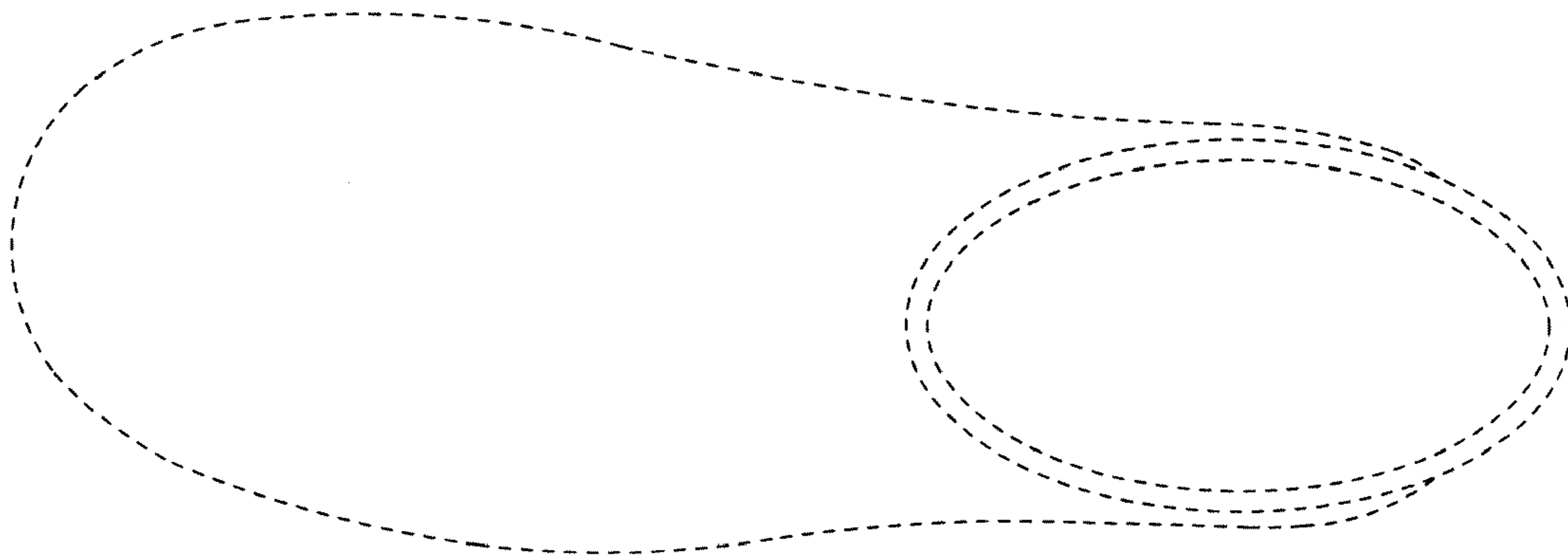
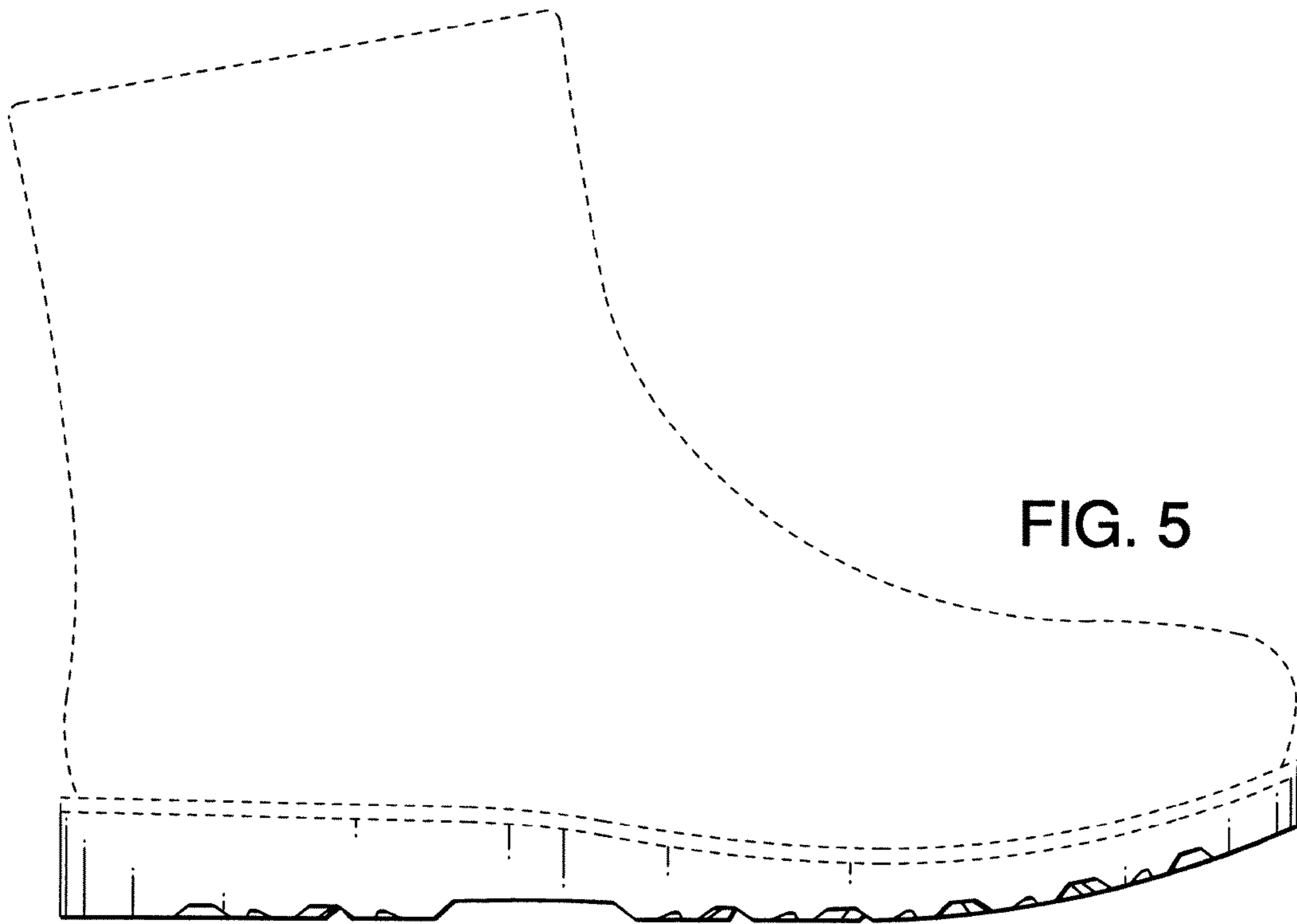
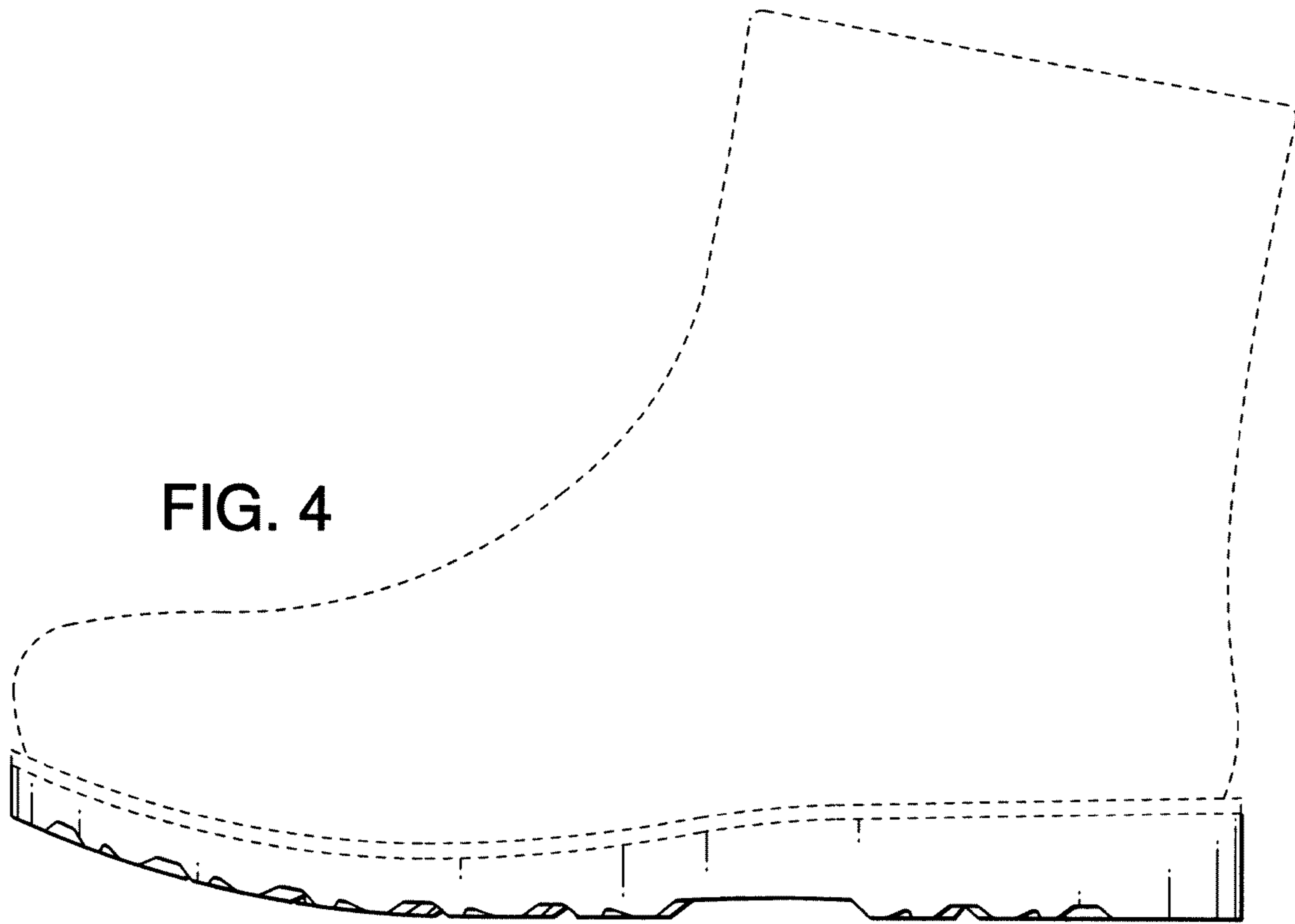


FIG. 3



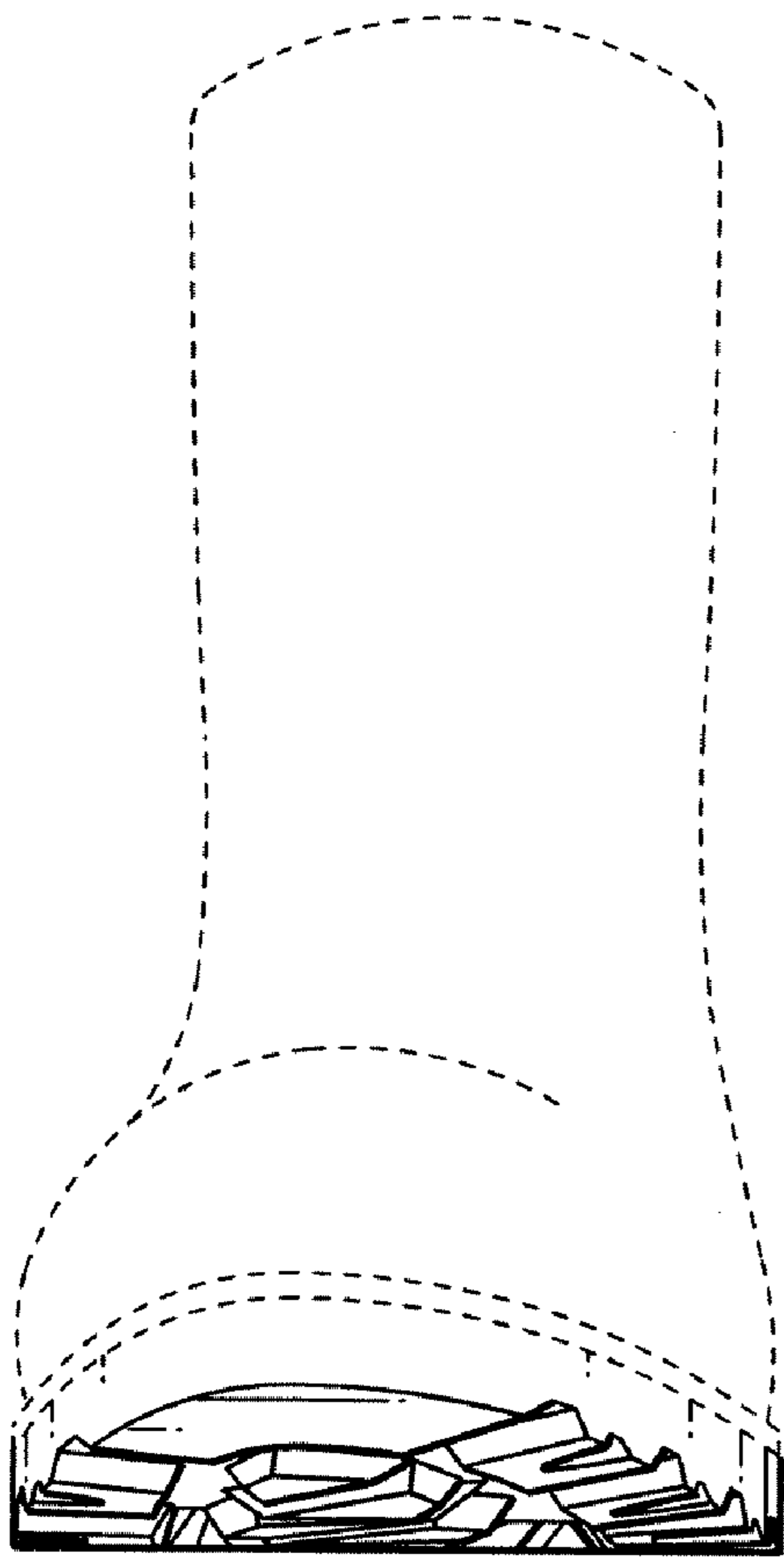


FIG. 6

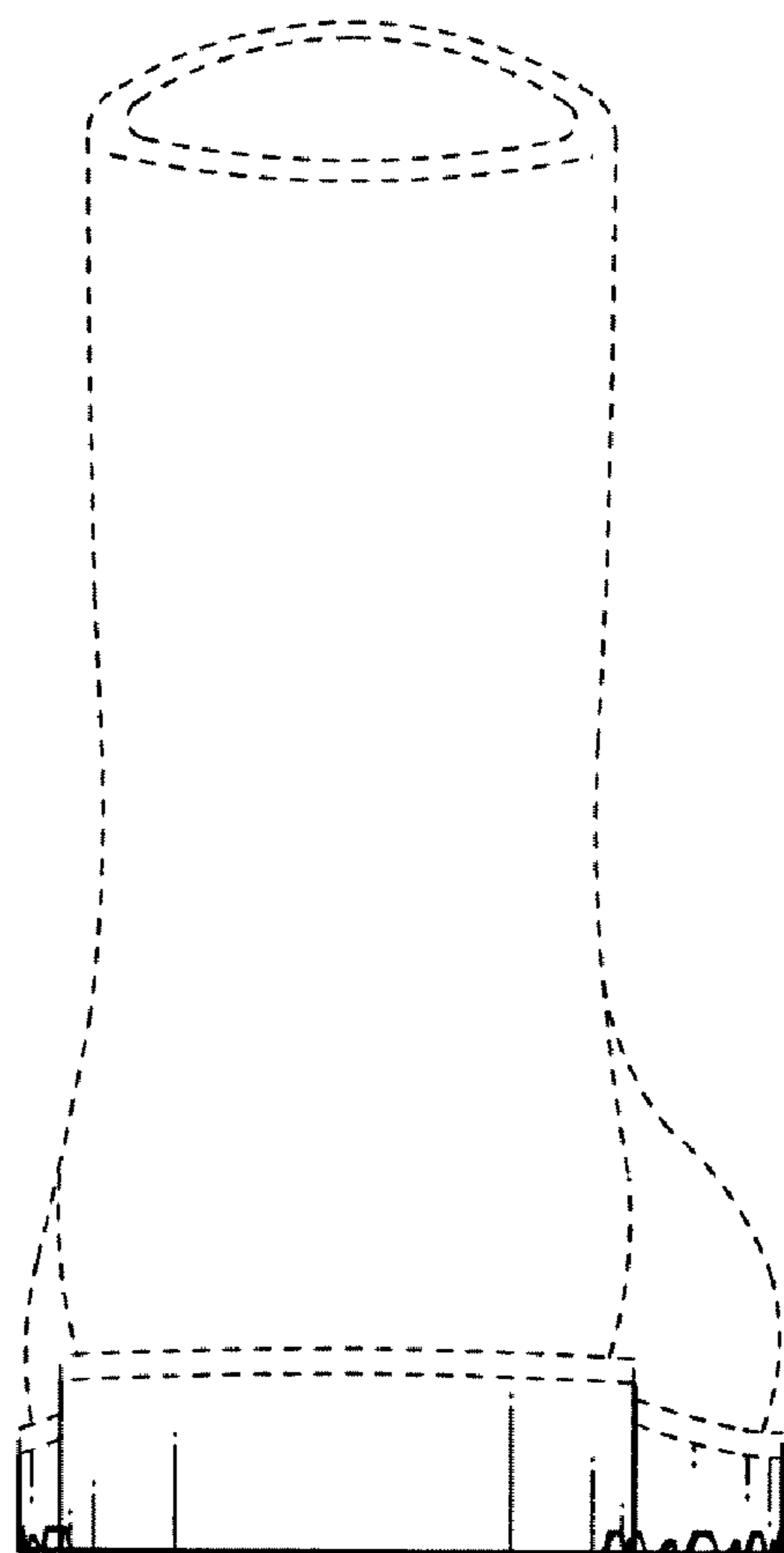


FIG. 7