



US00D635737S

(12) **United States Design Patent**
Ash et al.

(10) **Patent No.:** **US D635,737 S**
(45) **Date of Patent:** **** Apr. 12, 2011**

(54) **GLOVE PAIR**

(75) Inventors: **Neal T Ash**, Pittsburgh, PA (US); **Maura L Morgan**, Pittsburgh, PA (US)

(73) Assignee: **NTA Enterprises**, Pittsburgh, PA (US)

(**) Term: **14 Years**

(21) Appl. No.: **29/338,698**

(22) Filed: **Jun. 17, 2009**

Related U.S. Application Data

(63) Continuation of application No. 29/306,245, filed on Apr. 4, 2008, now abandoned.

(51) **LOC (9) Cl.** **02-06**

(52) **U.S. Cl.** **D2/617**

(58) **Field of Classification Search** D2/610,
D2/612, 614-623; D29/113, 116.2, 117.1-119,
D29/120.1, 123; 2/16, 159, 161.1-161.8,
2/162, 198, 170, 455, 908, 917; D24/190;
D28/63; D32/40, 42, 43, 41; D21/807; D3/215,
D3/224, 226, 218; 224/219, 222, 267, 237;
40/586, 633; 15/104.94, 107, 227; D4/134;
D20/33

See application file for complete search history.

(56) **References Cited**

U.S. PATENT DOCUMENTS

6,035,444 A * 3/2000 McGrew 2/161.6
D428,214 S * 7/2000 Mattesky D29/117.2
6,427,249 B1 * 8/2002 Mattesky 2/161.6

6,715,152 B2 * 4/2004 Mazzarolo 2/161.6
D498,899 S * 11/2004 Kopala et al. D2/619
D499,856 S * 12/2004 Kleinert D2/619
D500,911 S * 1/2005 Geng D2/618
D528,264 S * 9/2006 Mattesky D2/619
D558,952 S * 1/2008 Ash et al. D2/617
D571,527 S * 6/2008 Ash et al. D2/617

* cited by examiner

Primary Examiner — Raphael Barkai

Assistant Examiner — Randall Gholson

(74) *Attorney, Agent, or Firm* — Blynn L. Shideler; Krisanne Shideler; BLK Law Group

(57) **CLAIM**

The ornamental glove pair, as shown and described.

DESCRIPTION

FIG. 1 is a top perspective view of an ornamental left hand glove of a glove pair according to the present invention, with the right hand glove of the glove pair shown in FIG. 3;

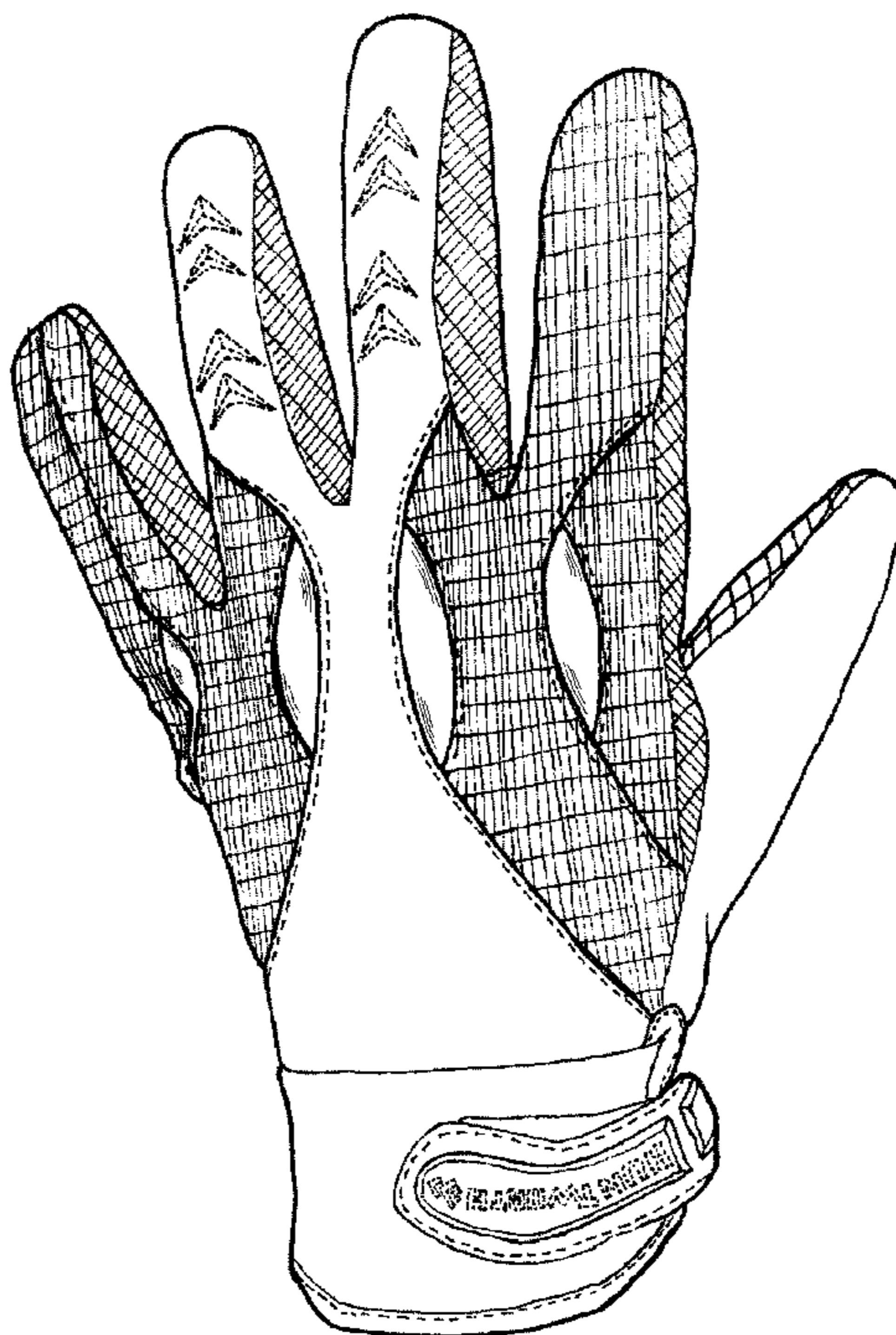
FIG. 2 is a bottom perspective view of the ornamental left hand glove of FIG. 1;

FIG. 3 is a bottom perspective view of an ornamental right hand glove of a glove pair according to the present invention, with the left hand glove of the glove pair shown in FIGS. 1-2; and,

FIG. 4 is a top perspective view of the ornamental right hand glove of FIG. 3.

The evenly spaced broken lines shown on the gloves represent conventional stitching; the broken lines shown on the cinching straps is included for the purpose of illustrating unclaimed elements of the design and form no part of the claimed design.

1 Claim, 2 Drawing Sheets



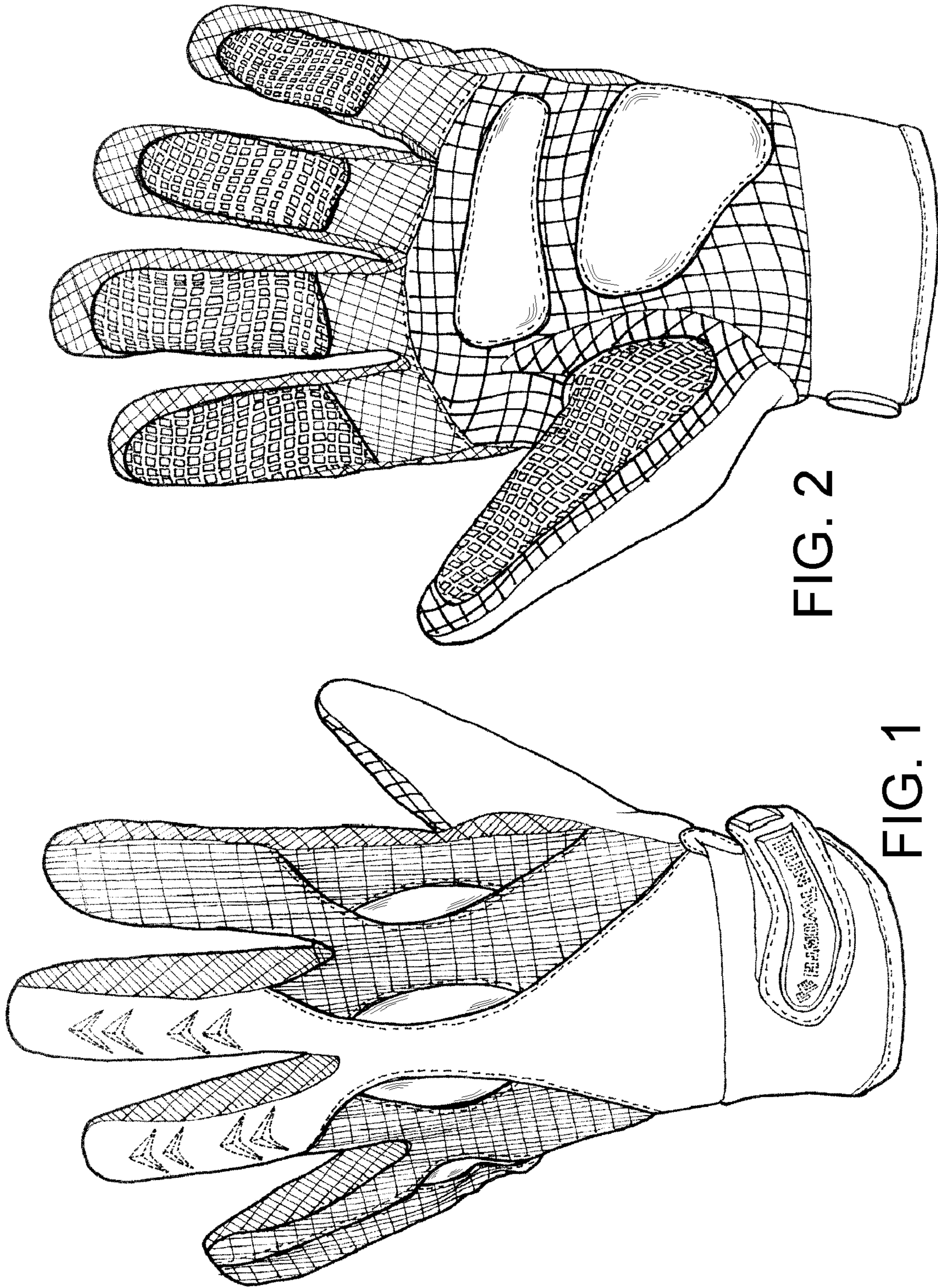


FIG. 2

FIG. 1

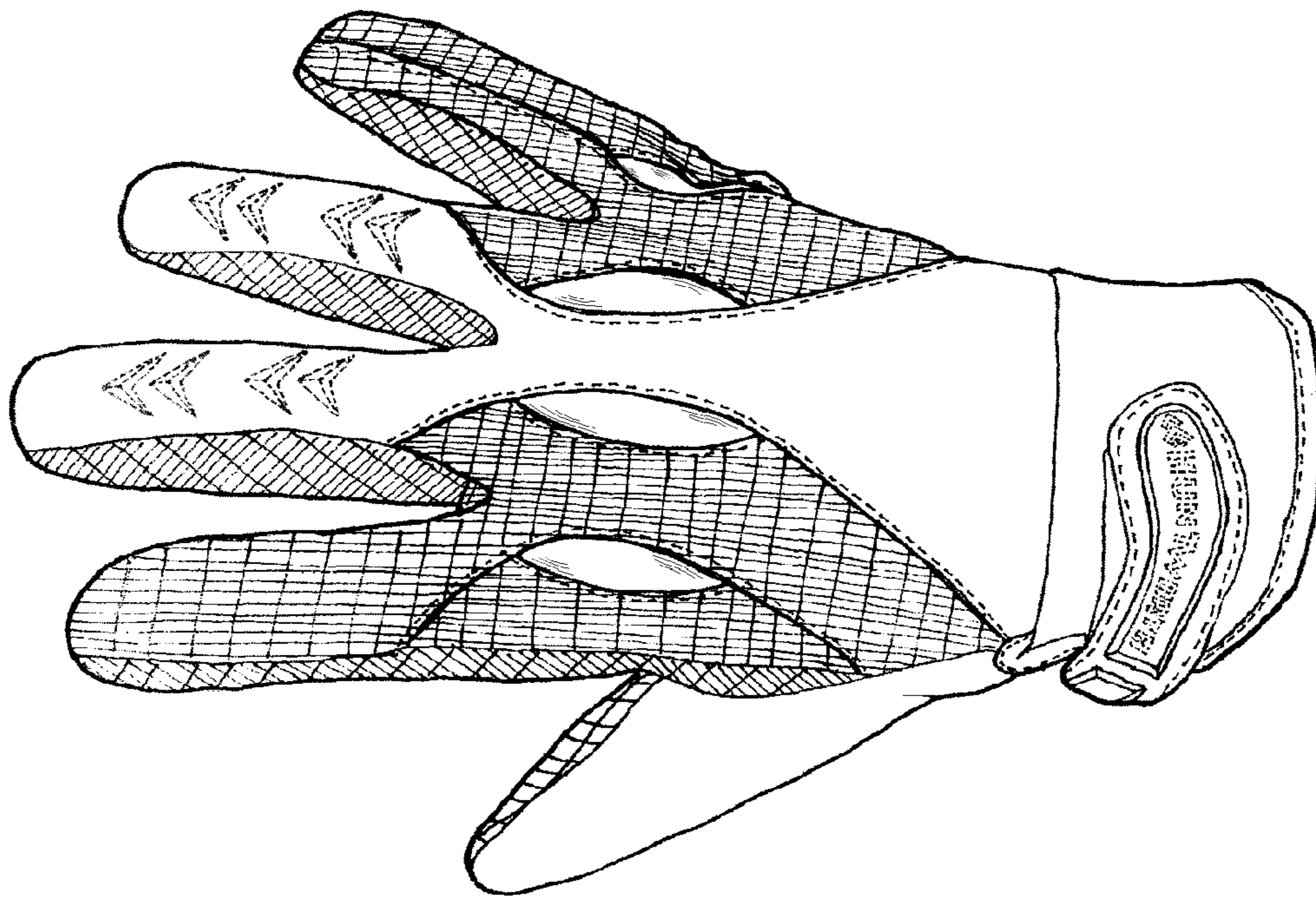


FIG. 4

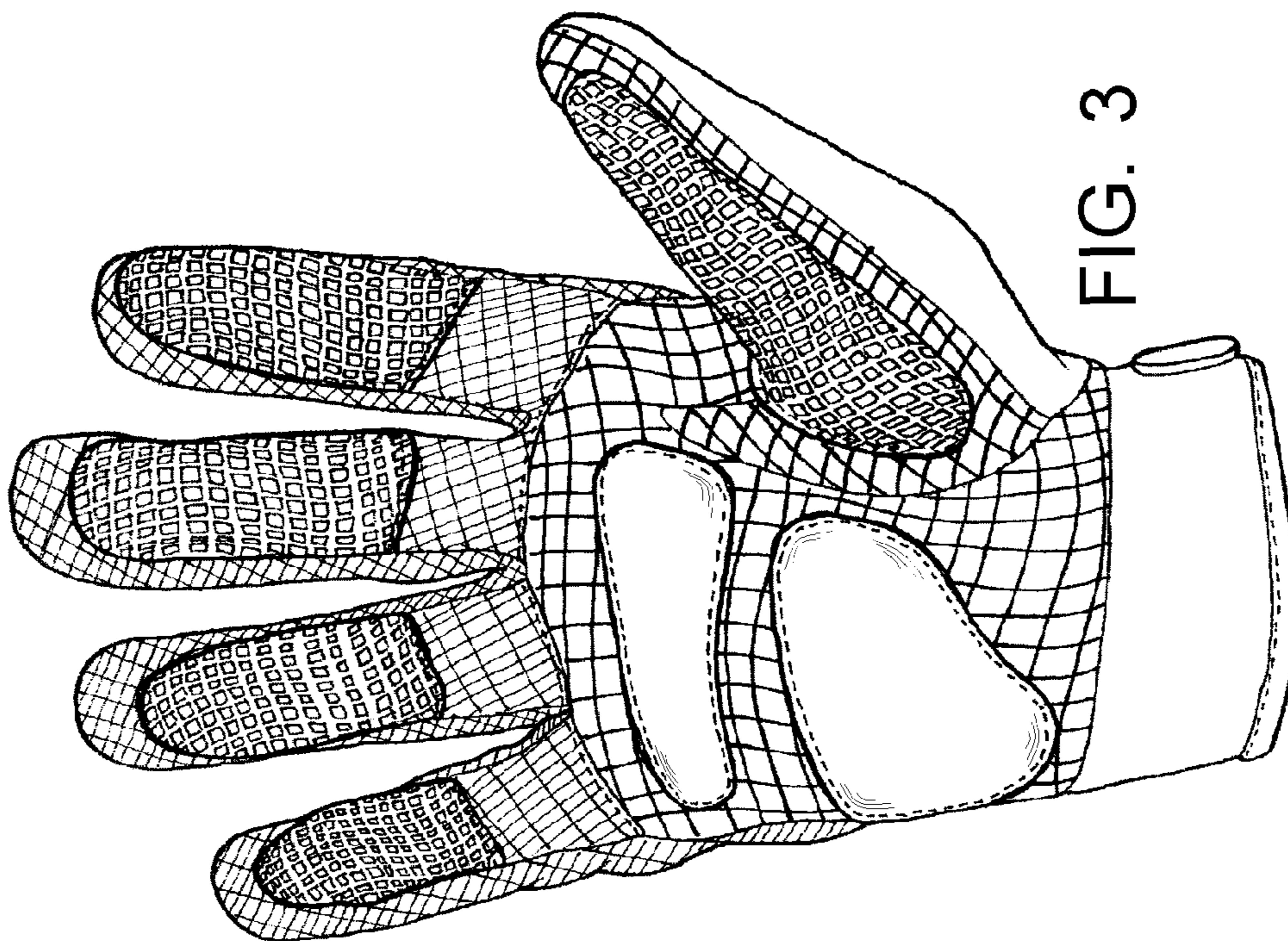


FIG. 3