



US00D635734S

(12) **United States Design Patent**
Rendall

(10) **Patent No.:** **US D635,734 S**

(45) **Date of Patent:** **** Apr. 5, 2011**

(54) **BARREL COVER**

(76) Inventor: **Jeffrey A. Rendall**, Burlington, WI (US)

(**) Term: **14 Years**

(21) Appl. No.: **29/364,836**

(22) Filed: **Jun. 29, 2010**

(51) **LOC (9) Cl.** **09-02**

(52) **U.S. Cl.** **D34/39; D6/610**

(58) **Field of Classification Search** D34/39;
D23/206, 202, 203, 205; D6/610; 150/154,
150/901, 153; 220/581

See application file for complete search history.

(56) **References Cited**

U.S. PATENT DOCUMENTS

2,554,199	A *	5/1951	Lewis	150/154
D216,422	S	1/1970	Kock, III	
3,766,954	A *	10/1973	Gentellalli	150/154
4,039,098	A *	8/1977	Stilts	220/694.1
D266,056	S *	9/1982	Lear	D9/444
4,589,563	A *	5/1986	Born	220/581
4,632,268	A *	12/1986	Melzi et al.	220/573
4,844,286	A *	7/1989	Jacobson	220/694
D326,705	S	6/1992	Vanden Burg	
5,251,460	A *	10/1993	DeMarco et al.	62/371
D352,417	S	11/1994	Petroske	
D396,772	S *	8/1998	Hanzok	D6/610
5,922,437	A *	7/1999	Bryant	428/102
6,012,411	A *	1/2000	Hochbrueckner	116/207
D427,410	S *	6/2000	Haberkorn	D34/39
D428,554	S	7/2000	Phelps	
6,142,192	A *	11/2000	Dickinson et al.	141/97

D457,936	S	5/2002	Garofalo	
D473,629	S *	4/2003	Johnson	D23/206
D486,551	S	2/2004	McQuiston	
D494,250	S	8/2004	Hartmann	
7,000,660	B2 *	2/2006	Chen	150/165
D520,800	S	5/2006	Estes	
D526,208	S	8/2006	Klein	
7,520,549	B2 *	4/2009	Leighton	294/152
D599,975	S	9/2009	Magee	
7,815,372	B2 *	10/2010	Stanton et al.	383/104
2004/0035511	A1 *	2/2004	Rolph	150/154
2009/0236019	A1 *	9/2009	Maruzzo	150/154

* cited by examiner

Primary Examiner — Cynthia E Ramirez

(74) *Attorney, Agent, or Firm* — QuickPatents, Inc.; Kevin Prince

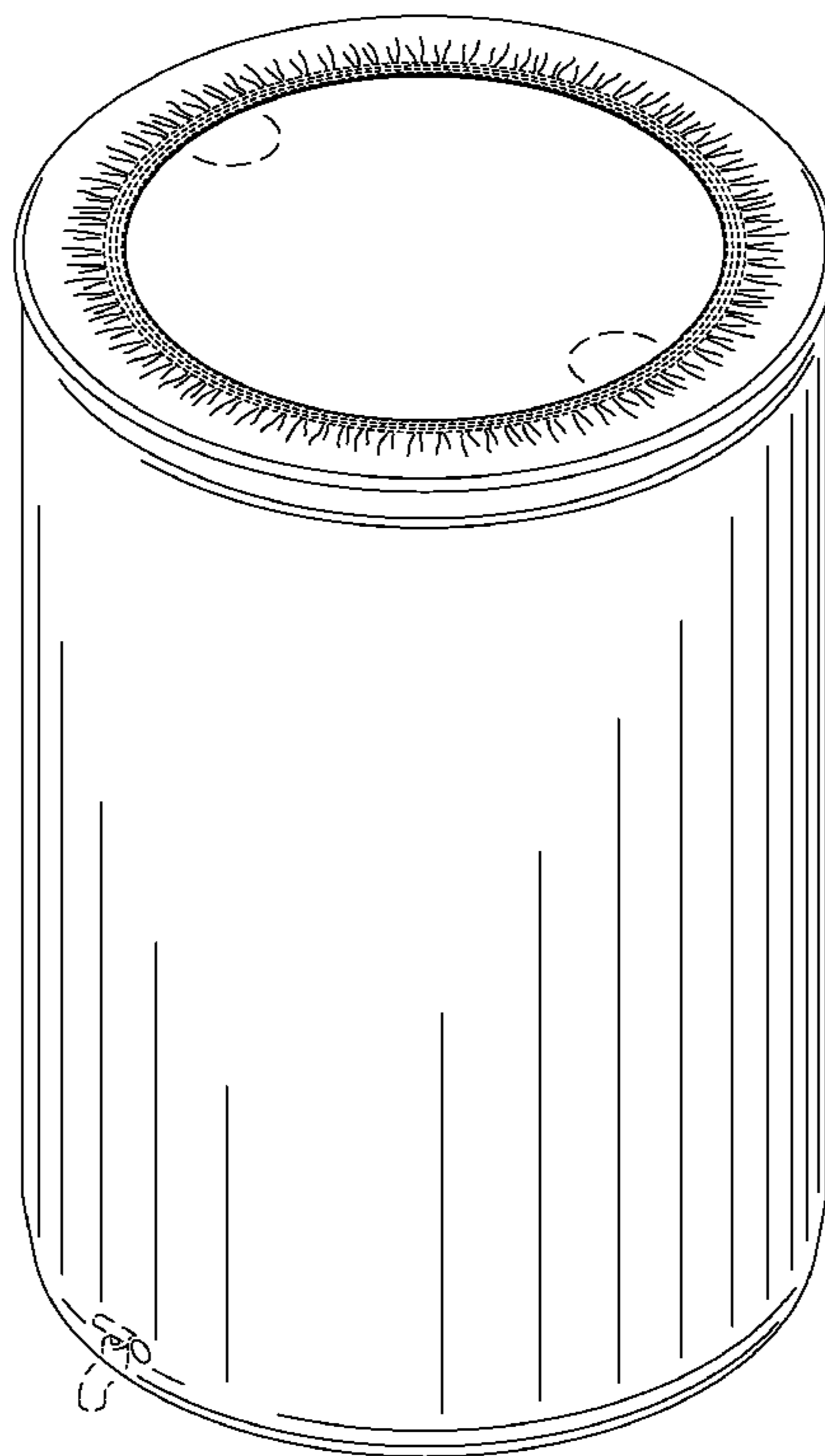
(57) **CLAIM**

The ornamental design for a barrel cover, as shown and described.

DESCRIPTION

FIG. 1 is a perspective view of a barrel cover, showing the new design;
 FIG. 2 is a front elevational view thereof;
 FIG. 3 is a rear elevational view thereof;
 FIG. 4 is a left-side elevational view thereof, the right-side elevational view being a mirror image thereof;
 FIG. 5 is a top plan view thereof; and,
 FIG. 6 is a bottom plan view thereof.
 The broken lines showing a barrel in FIGS. 1 and 5 and a faucet in FIG. 1 are included for the purpose of showing environment, and form no part of the claimed design.

1 Claim, 3 Drawing Sheets



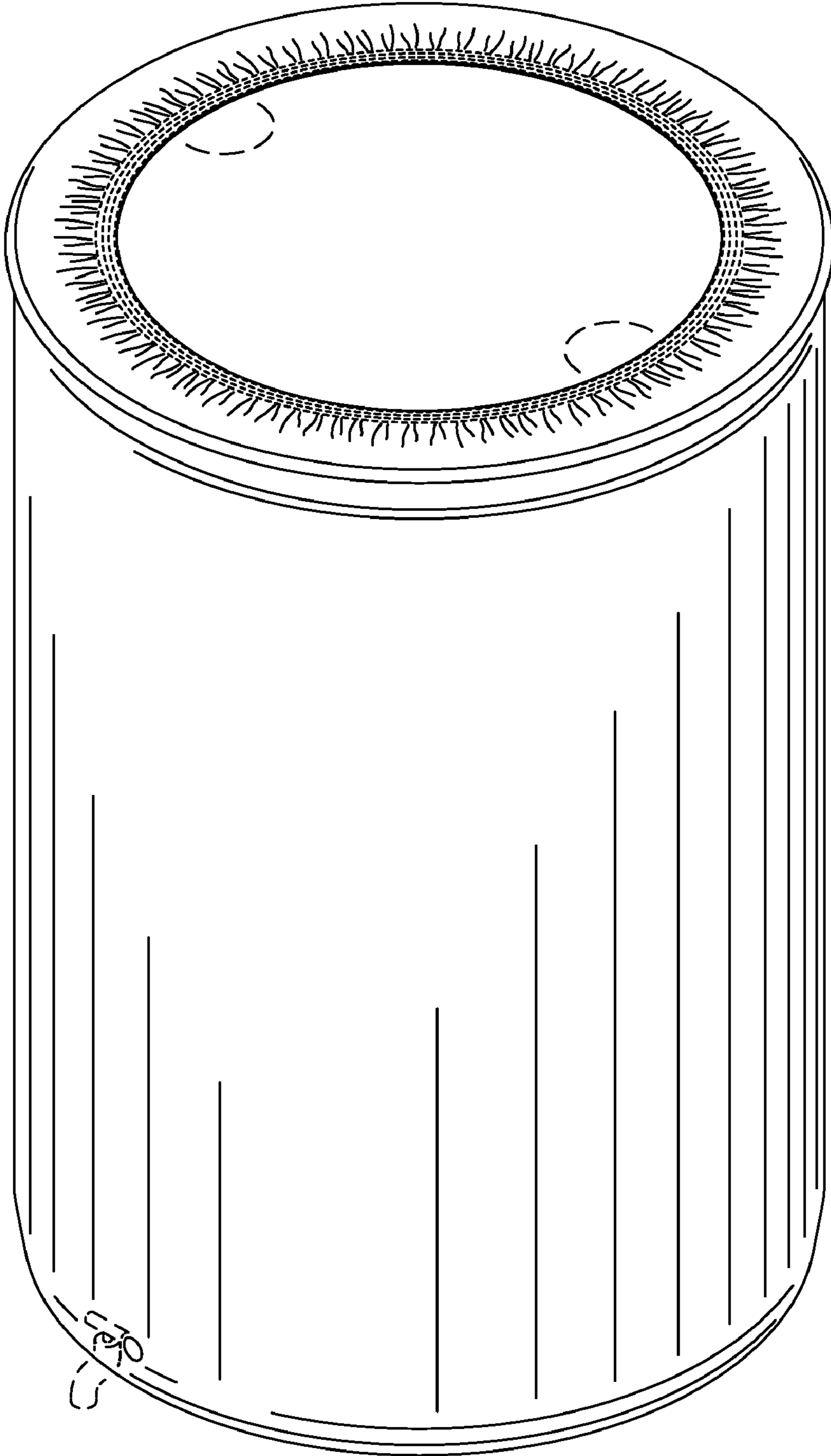


FIG. 1

FIG. 2

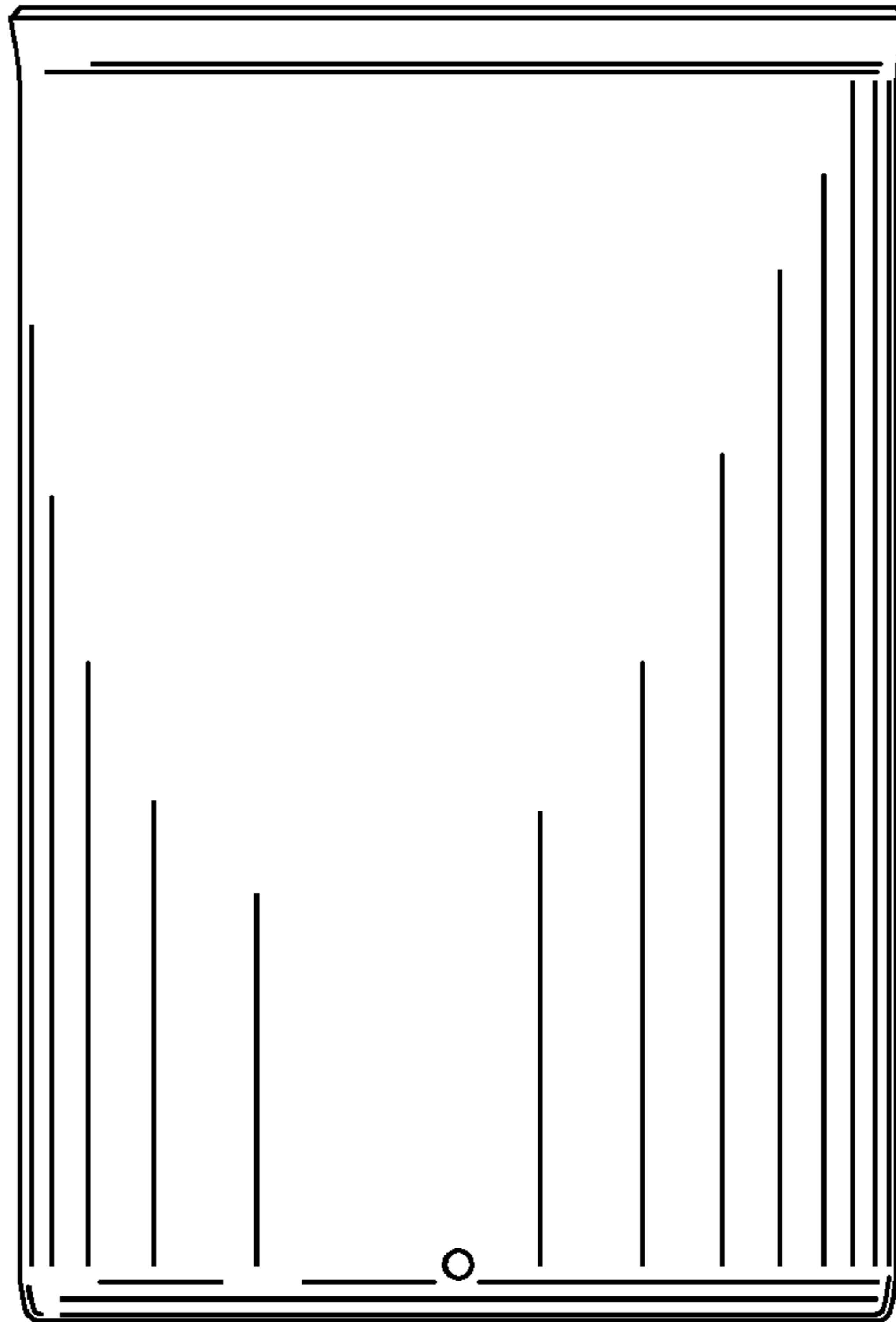
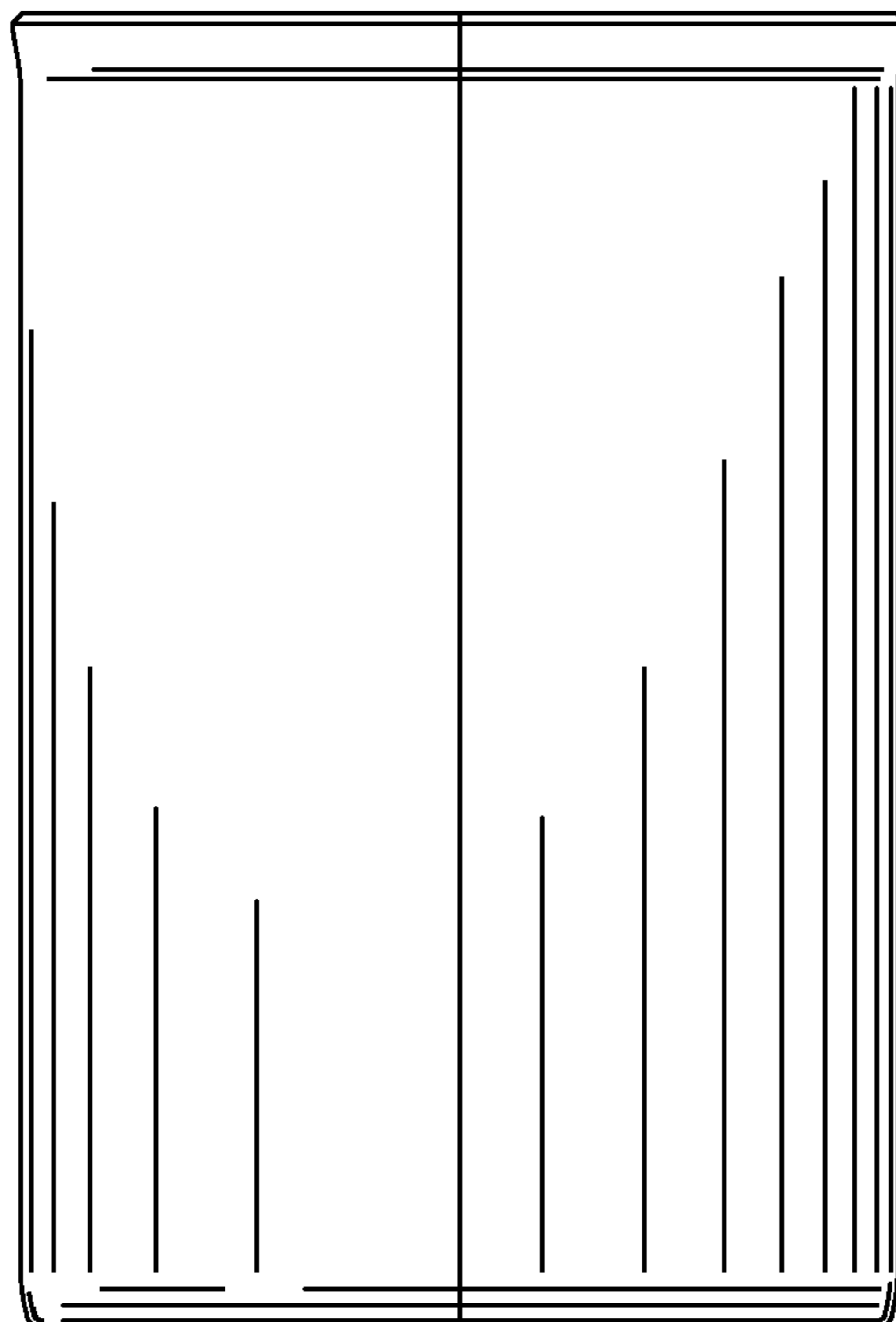


FIG. 3



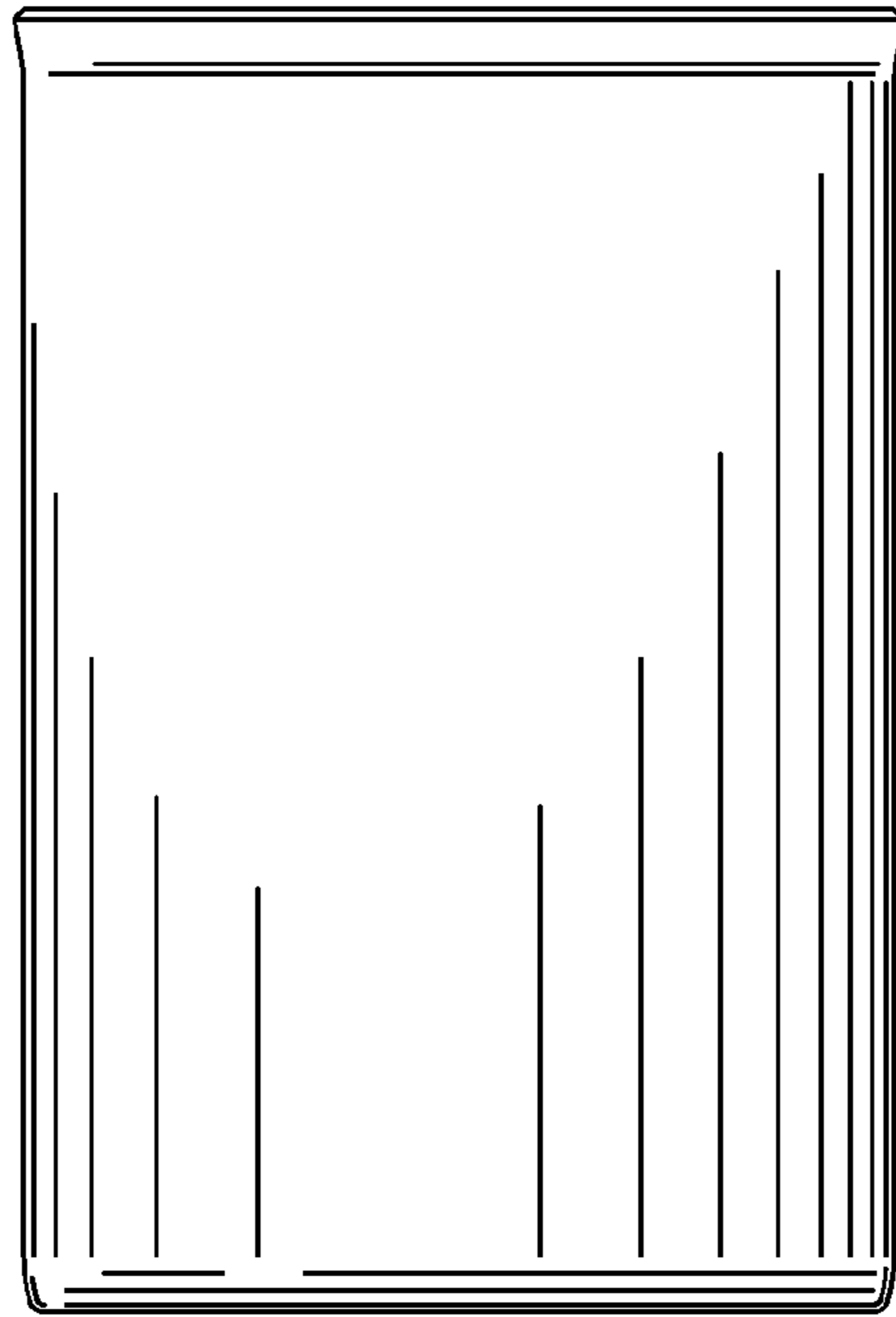


FIG. 4

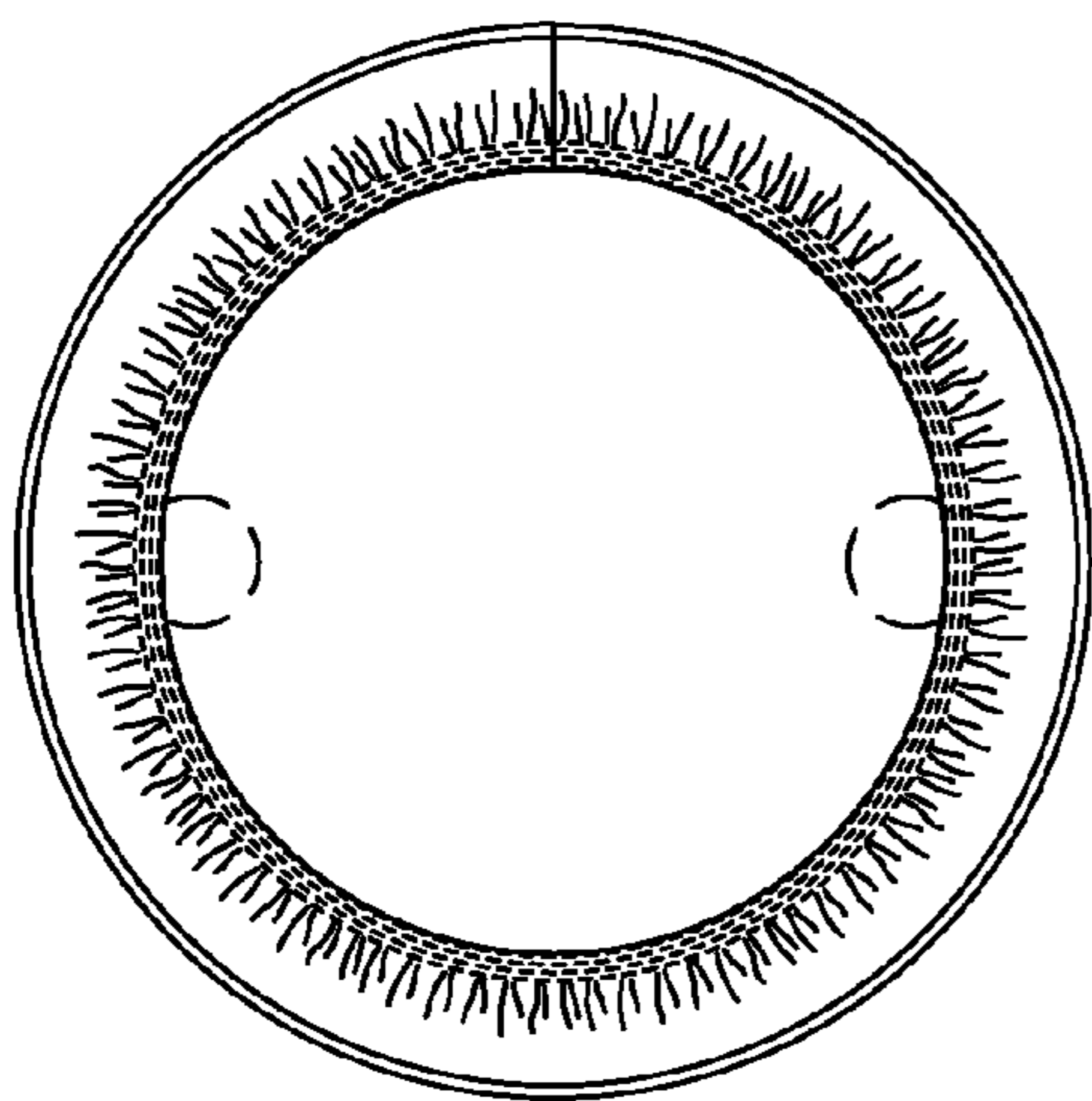


FIG. 5




FIG. 6