



US00D635713S

(12) **United States Design Patent**
Lefebvre et al.

(10) **Patent No.:** **US D635,713 S**

(45) **Date of Patent:** **** Apr. 5, 2011**

(54) **LIGHTER**

(75) Inventors: **Guy Lefebvre**, Cannes (FR); **Jordi Musté**, Tarragona (ES)

(73) Assignee: **Societe BIC**, Clichy (FR)

(**) Term: **14 Years**

(21) Appl. No.: **29/363,756**

(22) Filed: **Jun. 14, 2010**

(30) **Foreign Application Priority Data**

Dec. 21, 2009 (EM) 001649963-0001

(51) **LOC (9) Cl.** **27-05**

(52) **U.S. Cl.** **D27/154**

(58) **Field of Classification Search** D7/416;
D27/131-161; 431/253-256, 129, 143, 153,
431/273-277

See application file for complete search history.

(56) **References Cited**

U.S. PATENT DOCUMENTS

D377,235 S * 1/1997 Inoue et al. D27/141

D452,583 S * 12/2001 Capilla D27/154

D465,879 S * 11/2002 Abouni D27/154

D531,353 S * 10/2006 Ruan D27/154

D535,436 S * 1/2007 Luo D27/154

D570,040 S * 5/2008 Jiang D27/154

D574,996 S * 8/2008 Huang D27/154

D625,464 S * 10/2010 Huang D27/154

* cited by examiner

Primary Examiner — Jennifer Rivard

(74) *Attorney, Agent, or Firm* — The H.T. Than Law Group

(57) **CLAIM**

The ornamental design for a lighter, as shown and described.

DESCRIPTION

FIG. 1 is a front perspective view of a lighter according to the present invention;

FIG. 2 is a front elevational view thereof;

FIG. 3 is a left elevational view thereof;

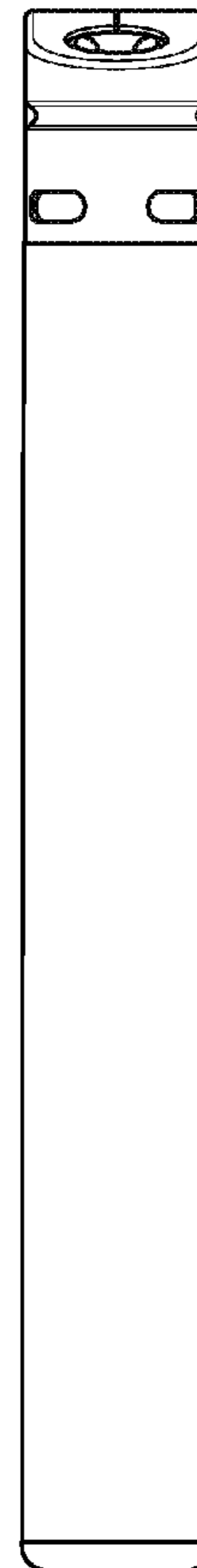
FIG. 4 is a right side elevational view thereof;

FIG. 5 is a back elevational view thereof;

FIG. 6 is a top plan view of FIG. 1; and,

FIG. 7 is a bottom plan view of FIG. 1.

1 Claim, 7 Drawing Sheets






FIG. 1




FIG. 2




FIG. 3




FIG. 4




FIG. 5

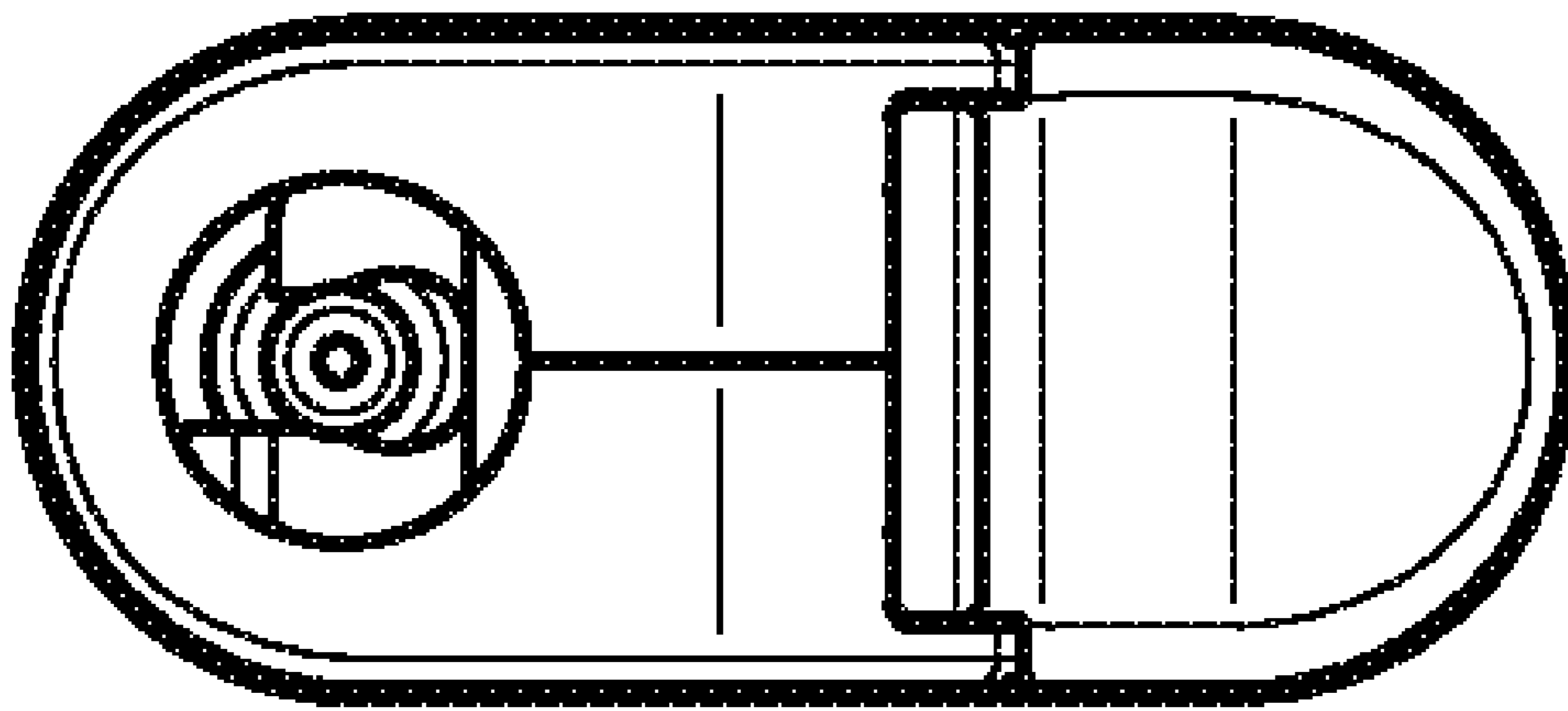


FIG. 6




FIG. 7