



US00D635688S

(12) **United States Design Patent**
Lynch et al.

(10) **Patent No.:** **US D635,688 S**

(45) **Date of Patent:** **** Apr. 5, 2011**

(54) **DOOR**

(56)

References Cited

(75) Inventors: **Steven K. Lynch**, St. Charles, IL (US);
Dale W. Mayfield, Tampa, FL (US);
Jason W. Caulk, St. Charles, IL (US)

U.S. PATENT DOCUMENTS

D534,660 S * 1/2007 Lynch D25/48
7,160,601 B2 * 1/2007 Ellingson 428/158
2004/0003561 A1 * 1/2004 Ringness 52/314

(73) Assignee: **Masonite Corporation**, Tampa, FL (US)

* cited by examiner

(**) Term: **14 Years**

Primary Examiner — Doris Clark

(21) Appl. No.: **29/359,307**

(74) *Attorney, Agent, or Firm* — Berenato & White, LLC

(22) Filed: **Apr. 8, 2010**

(57)

CLAIM

The ornamental design for a door, as shown and described.

Related U.S. Application Data

DESCRIPTION

(62) Division of application No. 29/339,411, filed on Jun. 30, 2009, now Pat. No. Des. 614,311, which is a division of application No. 29/322,239, filed on Jul. 31, 2008, now Pat. No. Des. 595,426, which is a division of application No. 29/210,842, filed on Aug. 9, 2004, now Pat. No. Des. 574,512, which is a division of application No. 29/168,815, filed on Oct. 10, 2002, now Pat. No. Des. 495,062.

FIG. 1 is a front elevational view of our design, with the rear view being a mirror image thereof;

FIG. 2 is a fragmentary perspective view taken along the line 2—2 of FIG. 1, viewed in the direction of the arrows, illustrating the profile of our design;

FIG. 3 is a fragmentary cross-sectional view of the profile of FIG. 2; and,

FIG. 4 is a fragmentary front elevational view showing the profile of FIG. 2.

(51) **LOC (9) Cl.** **25-02**

(52) **U.S. Cl.** **D25/48**

(58) **Field of Classification Search** D25/48;
52/455, 456, 311.1; 49/DIG. 2, 504

See application file for complete search history.

1 Claim, 2 Drawing Sheets

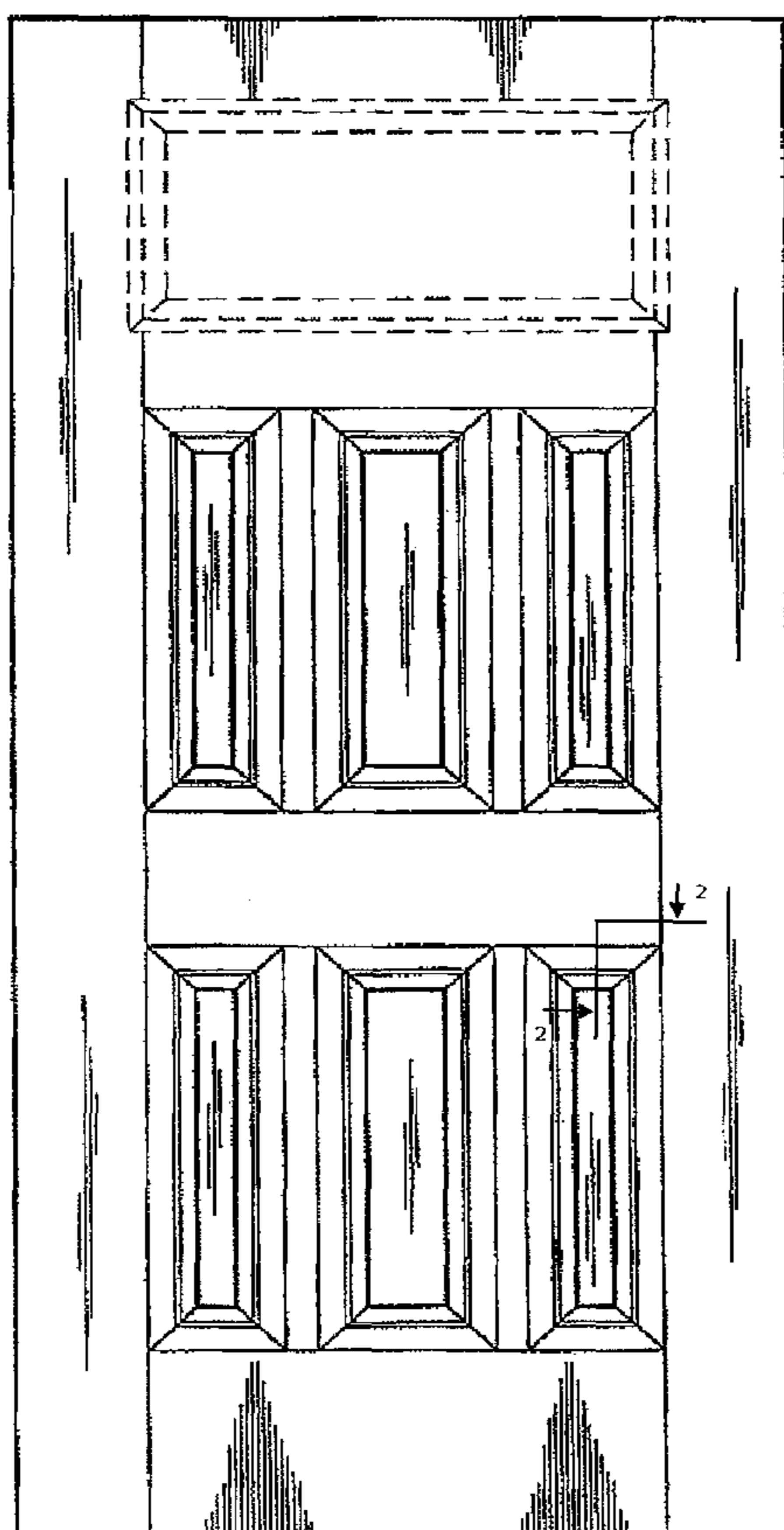


Fig. 1

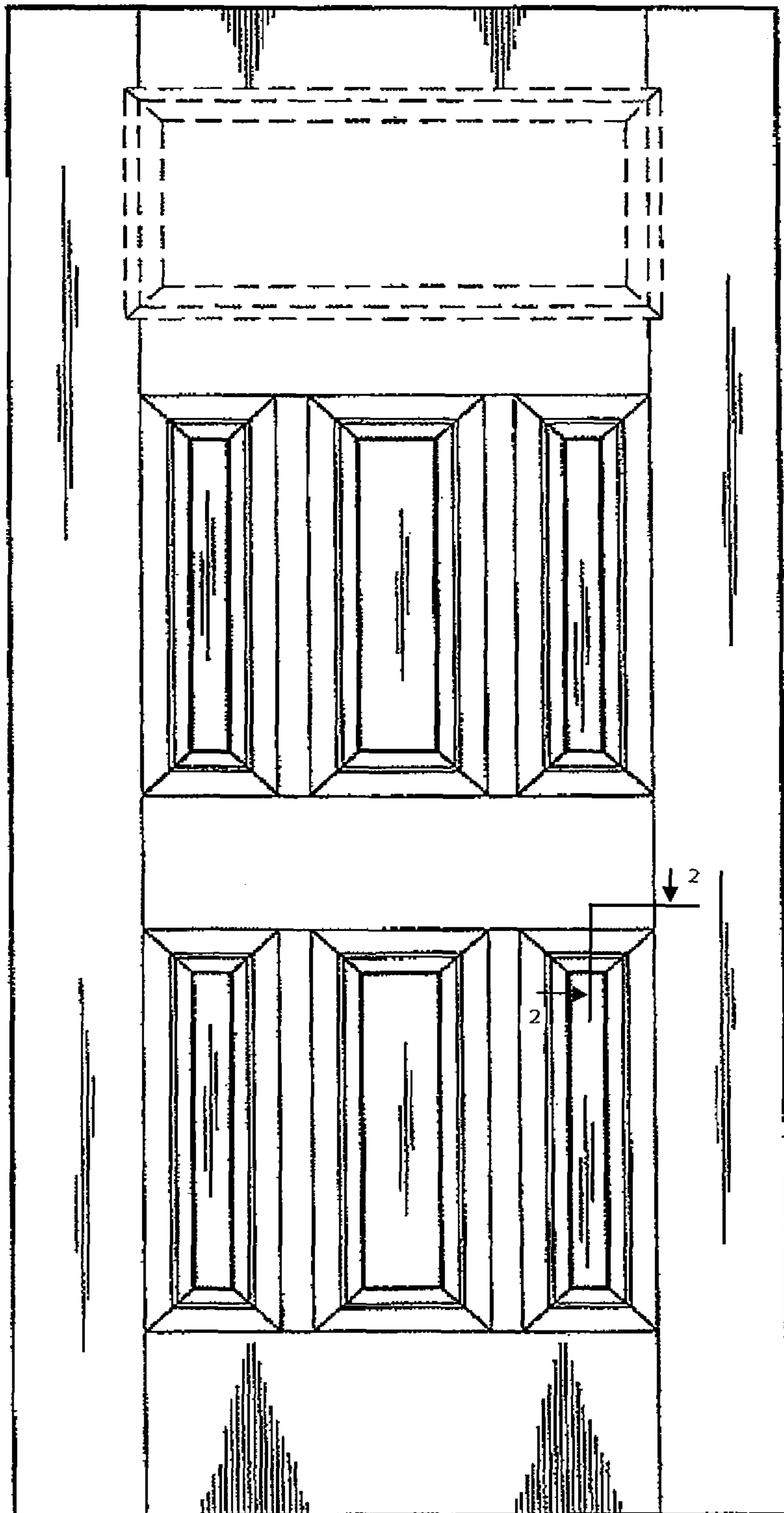


Fig. 2

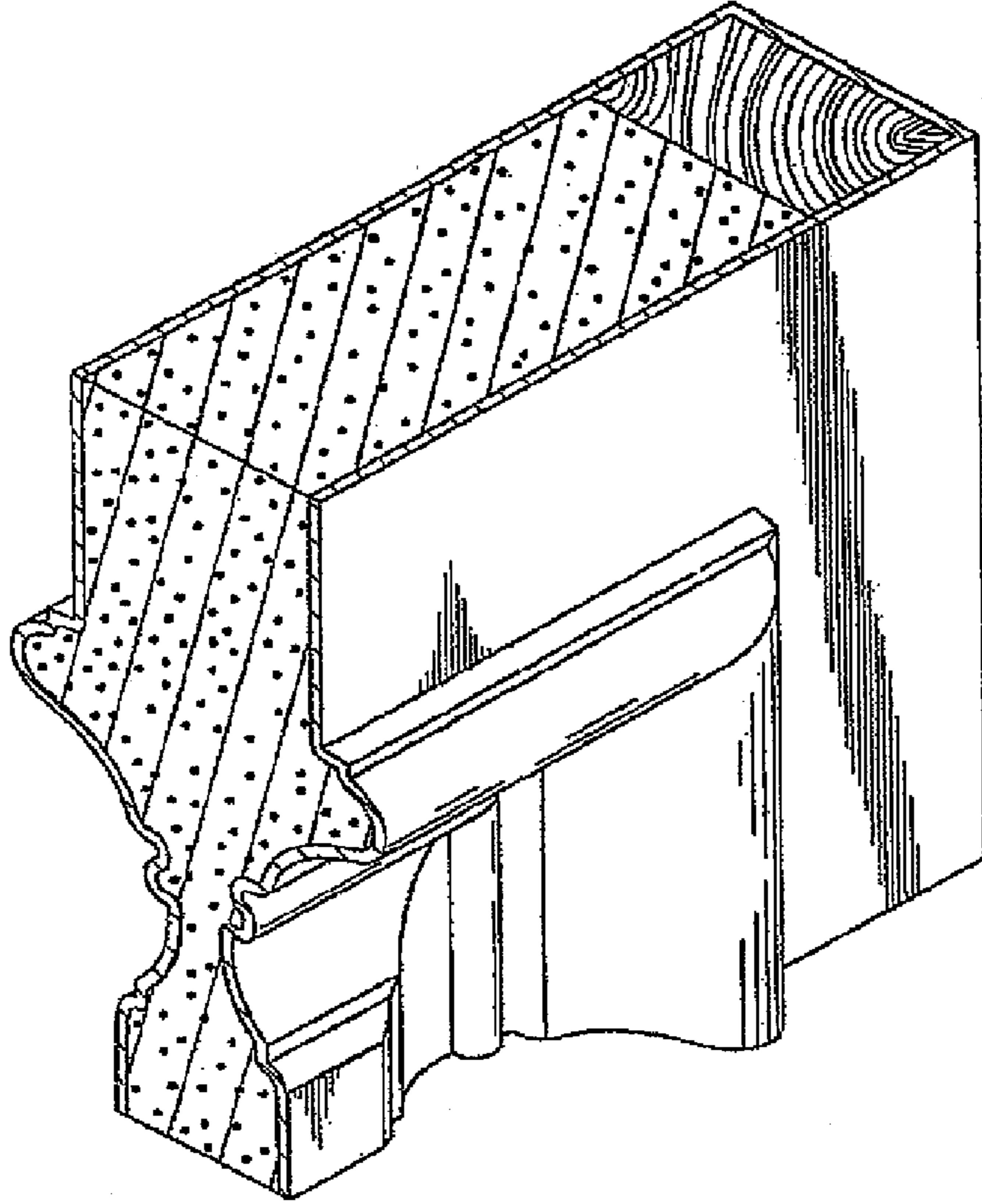


Fig. 3

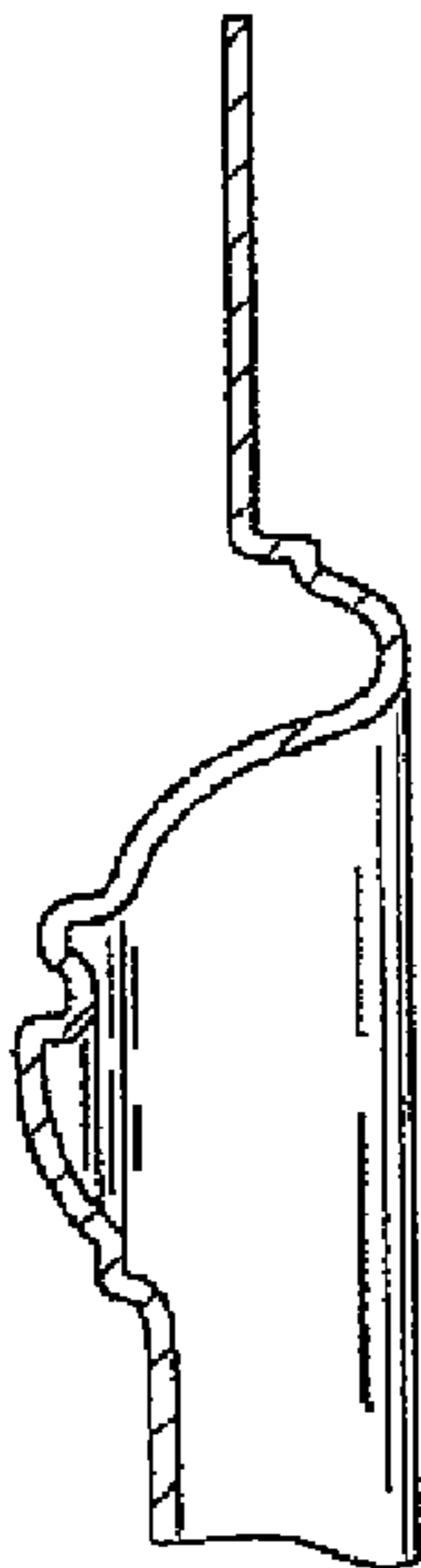


Fig. 4

