



US00D635682S

(12) **United States Design Patent**
Chiang

(10) **Patent No.:** **US D635,682 S**

(45) **Date of Patent:** **** Apr. 5, 2011**

(54) **BACK BRACE**

(76) Inventor: **Pang-Ching Chiang**, Taipei (TW)

(**) Term: **14 Years**

(21) Appl. No.: **29/369,811**

(22) Filed: **Sep. 13, 2010**

(51) **LOC (9) Cl.** **24-01**

(52) **U.S. Cl.** **D24/190**

(58) **Field of Classification Search** D24/188-191,
D24/200, 206; D29/100, 101.2; D2/502,
D2/624, 627, 629, 634, 635; 602/5, 18, 19;
128/DIG. 23, 101.1; 2/44-45, 300, 338,
2/463-465; D21/662; 450/119, 121
See application file for complete search history.

(56) **References Cited**

U.S. PATENT DOCUMENTS

D273,331	S *	4/1984	Gruber	D24/190
5,111,806	A *	5/1992	Travis	602/19
5,188,586	A *	2/1993	Castel et al.	602/19
D349,767	S *	8/1994	Courtet	D24/190
5,387,183	A *	2/1995	Jones	602/19
5,399,151	A *	3/1995	Smith	602/19
5,470,000	A *	11/1995	Munoz	224/665

5,551,085	A *	9/1996	Leighton	2/44
5,560,046	A *	10/1996	Iwamasa et al.	2/328
5,820,575	A *	10/1998	Cabrera et al.	602/19
5,833,638	A *	11/1998	Nelson	602/19
5,984,885	A *	11/1999	Gaylord et al.	602/19
D418,948	S *	1/2000	London	D29/101.1
6,336,908	B1 *	1/2002	Slutterback	602/19
6,755,799	B2 *	6/2004	Toda	602/19
D496,108	S *	9/2004	Machin et al.	D24/206
7,449,006	B2 *	11/2008	Wolanske	602/19
D625,019	S *	10/2010	Chiang	D24/190
D626,244	S *	10/2010	Sagnip et al.	D24/190
7,815,584	B2 *	10/2010	Stewart, III	602/5
2009/0326427	A1 *	12/2009	Kawahara	602/19

* cited by examiner

Primary Examiner — Susan E Krakower

(74) *Attorney, Agent, or Firm* — patenttm.us


(57) **CLAIM**

The ornamental design for a back brace, as shown and described.

DESCRIPTION

FIG. 1 is a perspective view of a back brace showing my new design;
FIG. 2 is a front view thereof; and,
FIG. 3 is a rear view thereof.

1 Claim, 3 Drawing Sheets



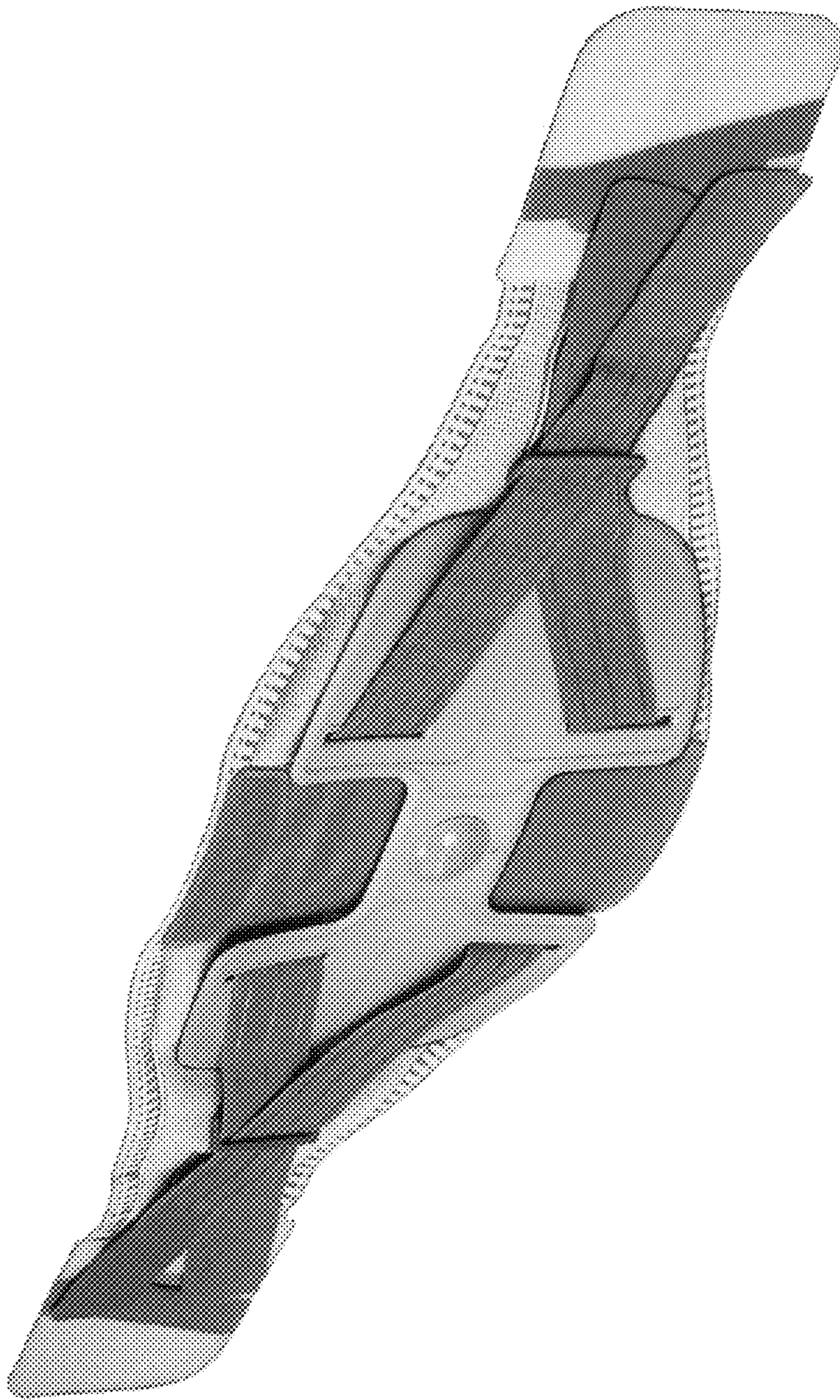


FIG. 1




FIG. 2




FIG. 3