



US00D635678S

(12) **United States Design Patent**
Laperle et al.

(10) **Patent No.:** **US D635,678 S**

(45) **Date of Patent:** **** Apr. 5, 2011**

(54) **IN-EAR DEVICE WITH MICROPHONE**

(75) Inventors: **Jean-Nicolas Laperle**, Montreal (CA);
Francis Bernier, Montreal (CA)

(73) Assignee: **Sonomax Technologies Inc.**, Montréal,
Québec (CA)

(**) Term: **14 Years**

(21) Appl. No.: **29/347,388**

(22) Filed: **Dec. 22, 2009**

(51) **LOC (9) Cl.** **24-99**

(52) **U.S. Cl.** **D24/174**

(58) **Field of Classification Search** D24/173-175,
D24/106; D14/205, 223, 224, 249; 381/23.1,
381/312, 322-324, 328-330, 334, 151, 380,
381/381; 181/129, 130, 135, 137
See application file for complete search history.

(56) **References Cited**

U.S. PATENT DOCUMENTS

2,474,135	A *	6/1949	White	D24/174
D280,022	S *	8/1985	Egan et al.	D24/174
D287,764	S *	1/1987	Topholm	D24/174
4,672,672	A *	6/1987	Eggert et al.	381/324
D294,862	S *	3/1988	Diefenbach	D24/174
D321,881	S *	11/1991	Hopewell	D14/192
5,701,348	A *	12/1997	Shennib et al.	381/328

D543,968	S *	6/2007	Wong	D14/205
D593,075	S *	5/2009	Williams et al.	D14/223
D603,380	S *	11/2009	Hutchieson	D14/223
2001/0043708	A1 *	11/2001	Brimhall	381/328

* cited by examiner

Primary Examiner — T. Chase Nelson

Assistant Examiner — Anhdao Doan

(74) *Attorney, Agent, or Firm* — Equinox Protection; Franz
Bonsang, Patent Agent

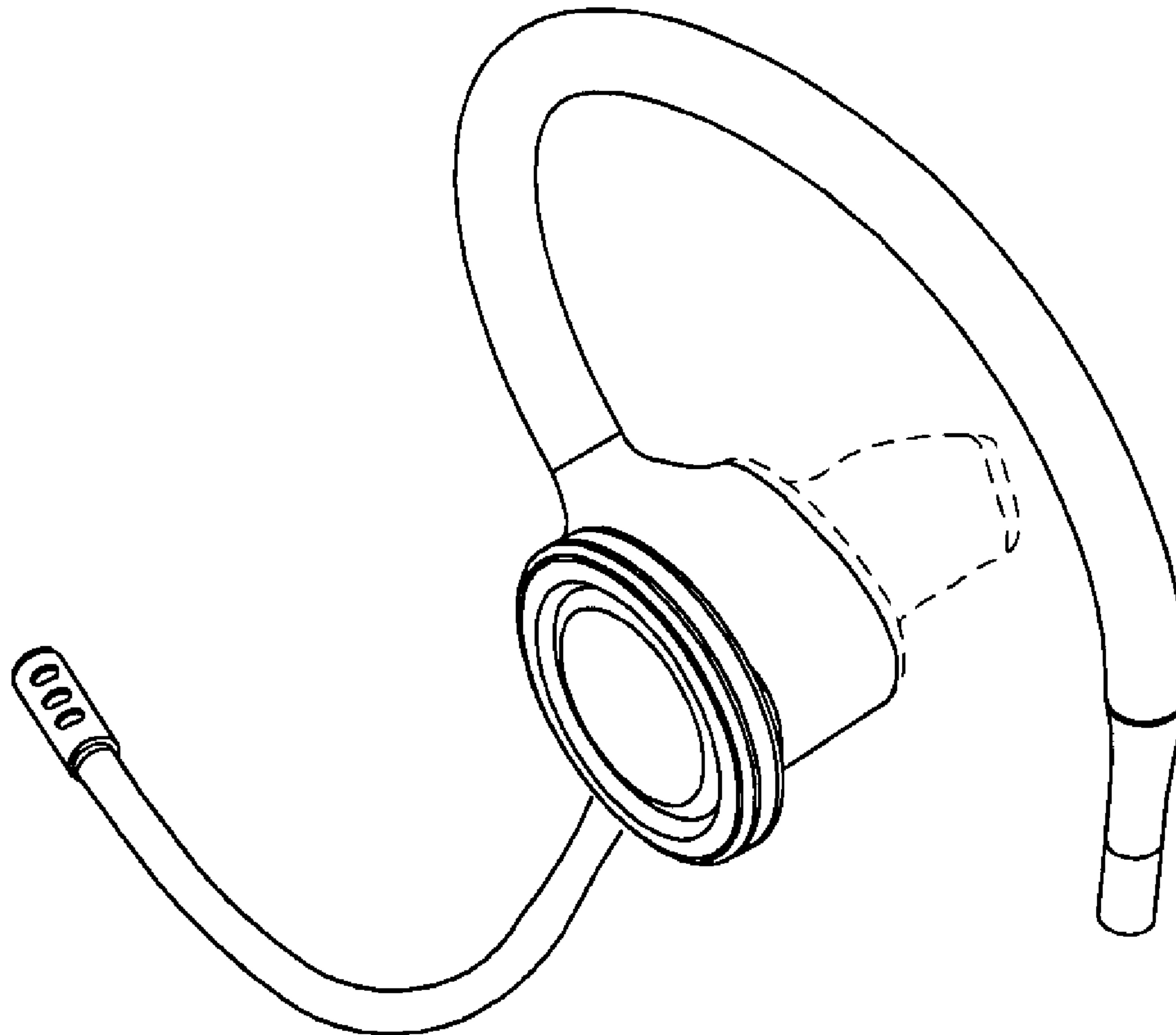
(57) **CLAIM**

The ornamental design for an in-ear device with microphone,
as shown and described.

DESCRIPTION

FIG. 1 is a top perspective view of an in-ear device with
microphone of the new design;
FIG. 2 is a front elevational view thereof;
FIG. 3 is a left side elevational view thereof;
FIG. 4 is a right side elevational view thereof;
FIG. 5 is a top plan view thereof; and,
FIG. 6 is a bottom plan view thereof.
In FIGS. 1 and 3 through 6, the broken lines representing
environmental structures are for illustrative purposes only
and do not form part of the design.

1 Claim, 3 Drawing Sheets



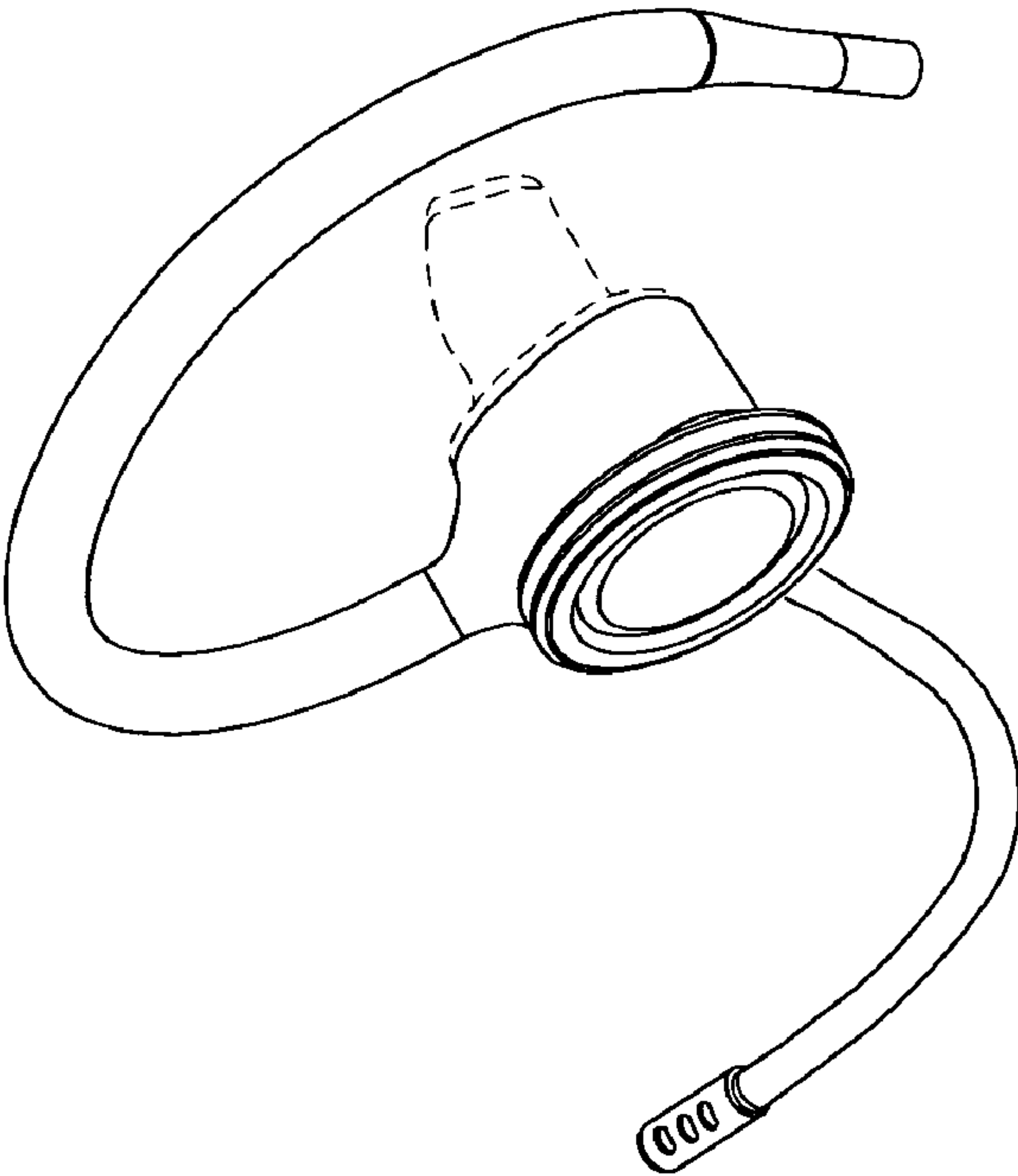


FIG.1




FIG.4

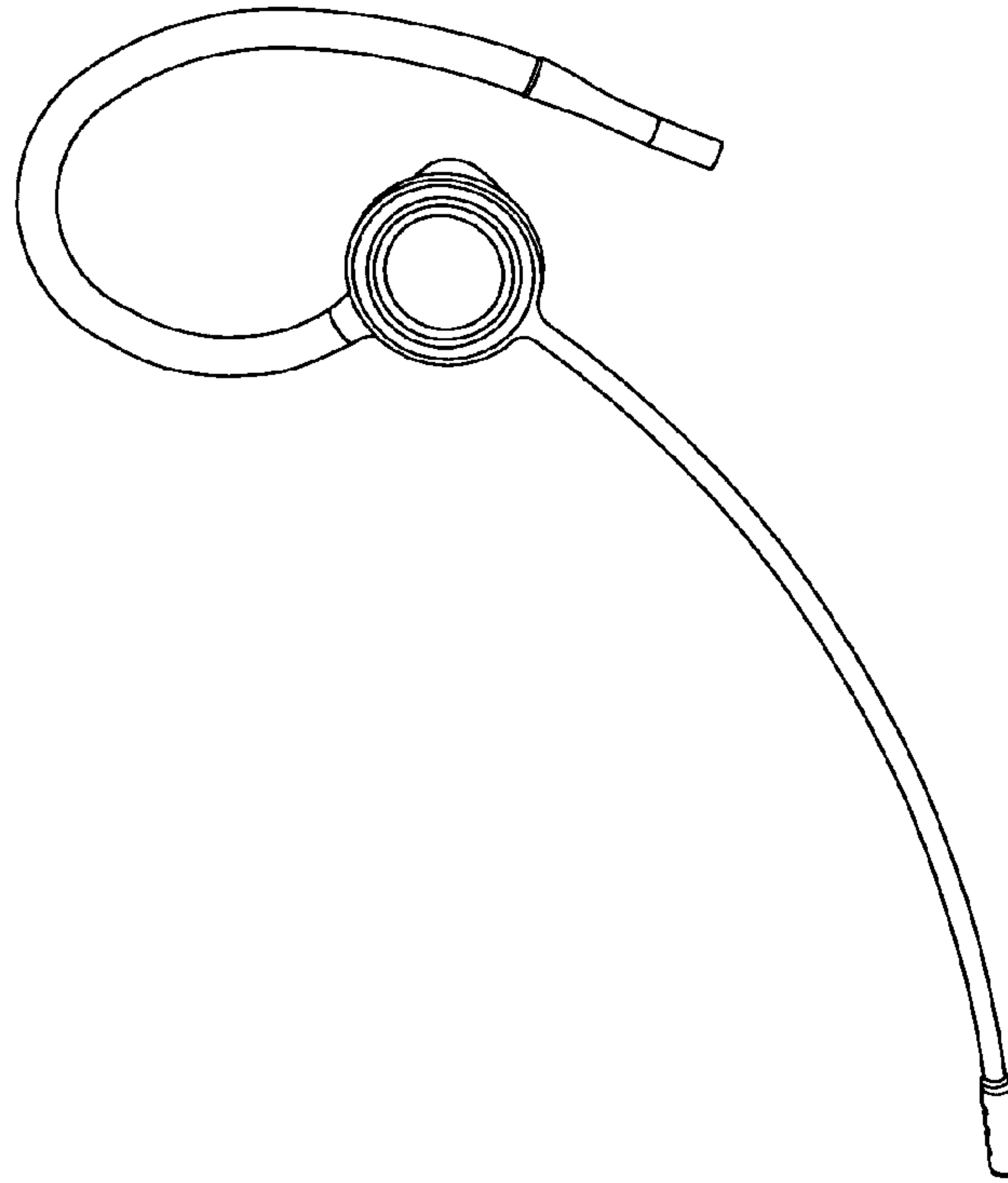


FIG.2

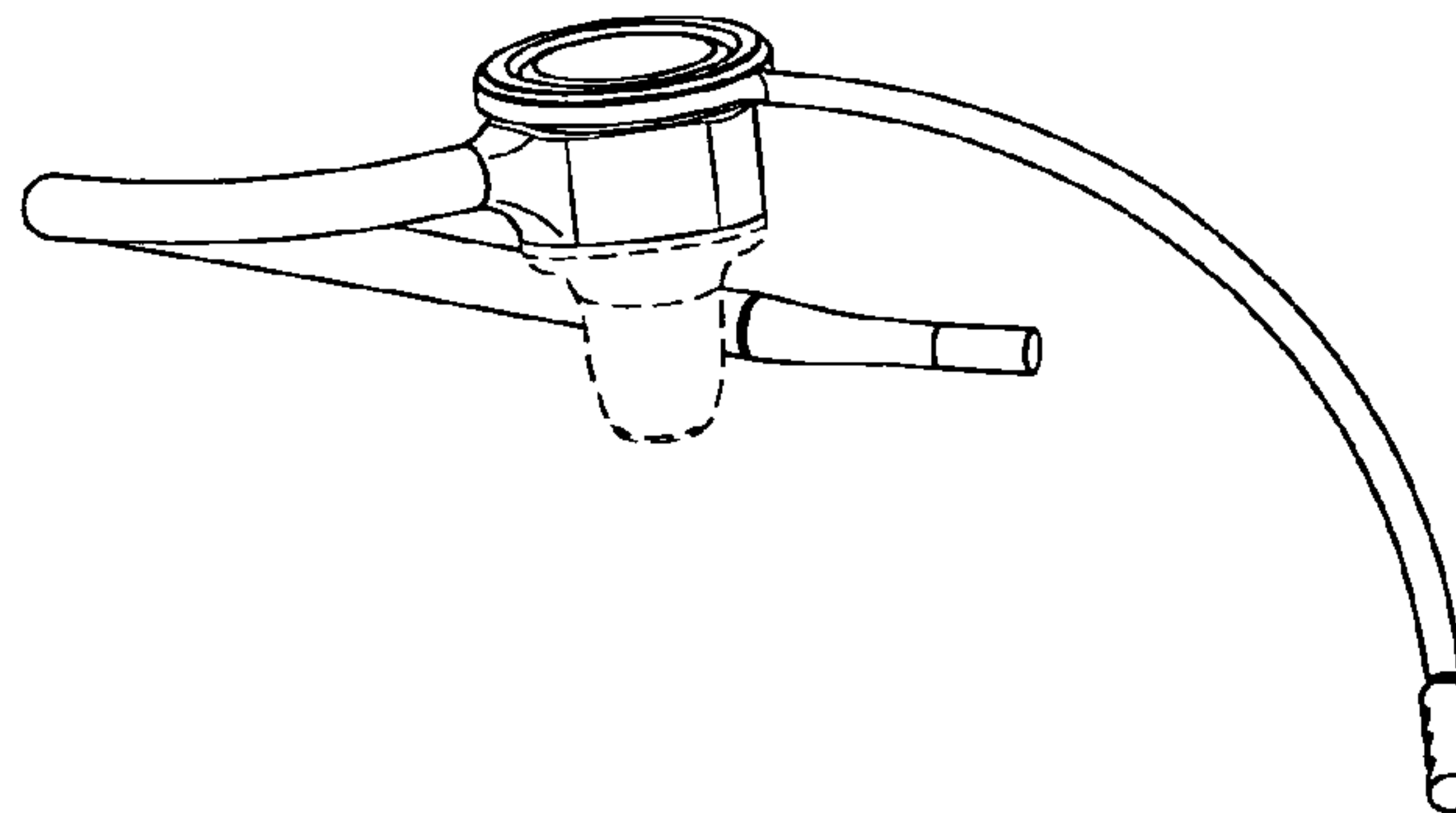


FIG.3

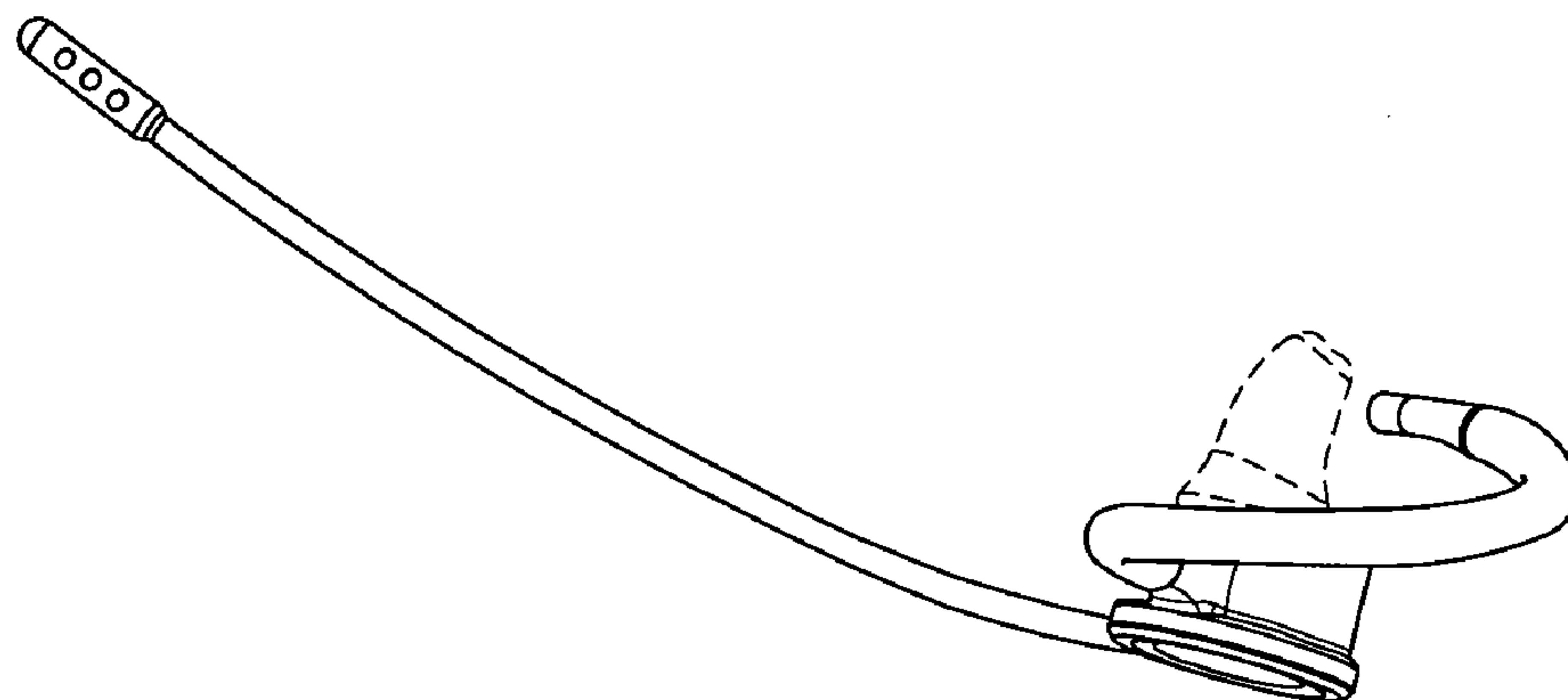


FIG. 5




FIG. 6